

PARTS MANUAL



**MOVING
AHEAD**

EK20D EK25D
EK20TLP EK25TLP
EK30D EK35D
EK30TLP EK35TLP
EK40D EK40TLP

This series of models to choose as follows

1 Engine choices below:

①C240 ②490, 495, 498 ③491 ④4TNE98 ⑤K21 (LPG), K25 (LPG) ⑥S4S ⑦PSI ⑧4EG

2 Model according to the following:

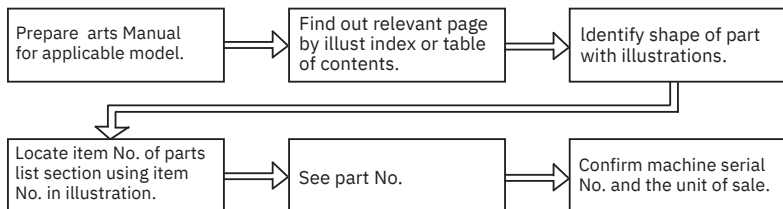
| | |
|---|-----------------------------|
| A | EK20D EK20TLP EK25D EK25TLP |
| B | EK30D EK30TLP EK35D EK35TLP |
| C | EK40D EK40TLP |

HOW TO USE PARTS MANUAL

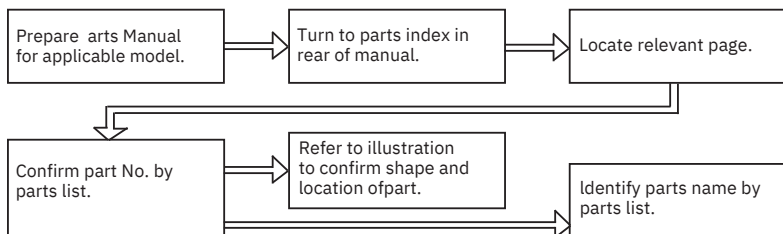
This parts manual contains the component parts of Forklift Truck
EK20D~EK40D, EK20TLP~EK40TLP

1. Locating Part No.

A To know part No. when the shape, name and location of part are known.



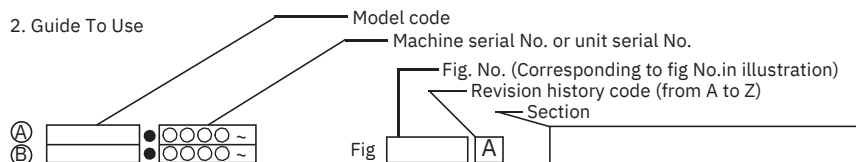
B To know part name, shape and location when part No. is known.



NOTE

- (1) When ordering parts, be sure to specify the Machine Model ,Machine serial No. or Unit serial No., Part No. and the quantity of parts required.
- (2) Always use "Genuine Parts". We cannot be responsible for any loss or problem caused by non-genuine parts.
[Remarks] Parts subject to change without notice. For further details, please consult your servicefactory.

2. Guide To Use



| Item No. | Part No. | Description | Reqd | Remarks: Serial No. |
|----------|----------|-------------|------|--------------------------------------|
| A | ※ | | AR | ⒶⒷⒸⒹⒺⒻⒼⒽⒿⓀⓁⓂⓃⓅⓆⓇⓈⓉⓀⓁⓂⓃⓅⓆⓇⓈⓉⓀⓁⓂⓃⓅⓆⓇⓈⓉ |
| 1 | ※ | | | EX-A, B, C, D, N, |
| 1a | | | | ○○○○ ~ |
| - | | | | |
| + | [A] | [B] | [D] | [E] |

● Abbreviations and symbols

| | | |
|-----|----|---|
| [A] | A | Assembly, other capital letters are also used. |
| | 1 | Item No. (corresponding to the item No. in the illustration.) |
| | 1a | Changed part of Item 1, lower-case letters are used. |
| | - | Same part name as the above item, but the applicable model is different. |
| | ※ | Set or kit component. |
| | + | Not illustrated |
| | ★ | Parts altered as a result of the modification to the truck. Among the parts marked with ★ those which have no truck serial number are interchangeable with their old parts. |
| | ☆ | Parts added as a result of the modification to the truck. |
| | × | Parts abolished as a result of the modification to the truck. |
| | ● | Correction. |

| | | | | | |
|-----|---|---|-----|----|--------------------|
| [B] | ※ | Not sold separately. Sold as a set or kit. | [D] | AR | Required quantity. |
|-----|---|---|-----|----|--------------------|

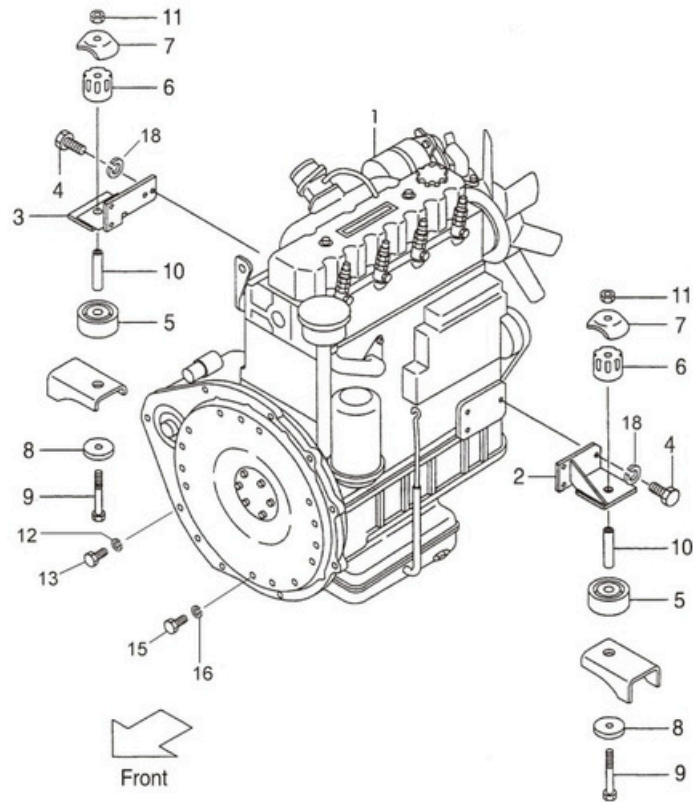
| | | | | | | |
|-----|----------|--------------------|-----|----------|--|-------------------------|
| [C] | ASSY. | Assembly | [E] | Ⓐ | These symbols are attached at the head of machine model names put on upper left section of parts list. Column [E] uses these symbols to express applicable machine models. | |
| | CYL. | Cylinder | | Ⓑ | | |
| | DIFF. | Differential | | Ⓒ | | |
| | PS. | Powersteering unit | | Ⓓ | | |
| | SW. | Switch | | Ⓔ | | |
| | SYS. | System | | Ⓕ | | |
| | T/M. | Transmission | | Ⓖ | | |
| | Tor-Con. | Torque converter | | Ⓗ | | |
| | F. | Front | | Ⓙ | | |
| | HP. | High pressure | | Ⓚ | | |
| | Inc. | Including | | Ⓛ | STD. | Standards specification |
| | LH. | Lefthand side | | (C). | Clutch type | |
| | LP. | Low pressure | | (T). | Torque converter type | |
| | LW. | Lower | | H. | Mast height | |
| | R. | Rear | | OP. | Optionalequipment | |
| | RH. | Righthand side | | CSA or B | Cold storage specification | |
| | UP. | Upper | | | | |
| | L. | Length(mm) | | | | |
| | t. | Thickness(mm) | | | | |

CONTENTS

| SECTION | FIG. NO. | SECTION | FIG. NO. | SECTION | FIG. NO. |
|--------------------------|----------|---------------------------------|----------|---------------------------------|----------|
| ENGINE MOUNT | 1 | INSULATOR & BRACKET BONNET | 32 | LIFT CYLINDER [VM41A] LIFT | 63 |
| AIR CLEANER | 2 | COVER MAIN PUMP VALVE CONTROL | 33 | CYLINDER (FRONT) [VFM21A] LIFT | 64 |
| AIR DUCT | 3 | LINKAGE (2SV) VALVE CONTROL | 34 | CYLINDER (FRONT) [VFM31A] LIFT | 65 |
| COOLING UNIT | 4 | LINKAGE (3SV) VALVE CONTROL | 35 | CYLINDER (FRONT) [VFSM21A] | 66 |
| FUEL SYSTEM | 5 | LINKAGE (4SV) HYDRAULIC SYSTEM | 36 | [VFSM31A] LIFT CYLINDER (FRONT) | 67 |
| EXHAUST SYSTEM | 6 | HYDRAULIC SYSTEM (S4S) | 37 | [VFSM41A] LIFT CYLINDER (REAR) | 68 |
| STEERING WHEEL UNIT | 7 | HYDRAULIC LINE | 38 | [VFSM21A] LIFT CYLINDER (REAR) | 69 |
| ORBITROL | 8 | HYDRAULIC LINE [TILT] | 39 | [VFSM31A] LIFT CYLINDER (REAR) | 70 |
| COVER & KEY | 9 | CONTROL VALVE (2SV) | 40 | [VFM21A] LIFT CYLINDER (REAR) | 71 |
| ELECTRIC PARTS | 10 | CONTROL VALVE (3SV) | 41 | [VFM31A] LIFT CYLINDER (REAR) | 72 |
| ELECTRIC BOX & CABLE | 11 | CONTROL VALVE (4SV) | 42 | [VFSM41A] | 73 |
| FUEL CUTTER | 12 | SEAL KIT FOR CONTROL VALVE | 43 | MAST VFM21A | 74 |
| LIGHT UNIT | 13 | (2SV) | 44 | MAST VFM31A VFM41A | 75 |
| DRIVE UNIT | 14 | SEAL KIT FOR CONTROL VALVE | 45 | MAST VFSM21A | 76 |
| HYDRAULIC CLUTCH | 15 | (3SV) SEAL KIT FOR CONTROL | 46 | MAST VFSM31A | 77 |
| DRIVE UNIT II | 16 | VALVE (4SV) HYDRAULIC TILT | 47 | MAST VFSM41A | 78 |
| REDUCTION & DIFFERENTIAL | 17 | CYLINDER TILT CYLINDER II FORK | 48 | MAST PIPING VFM21A | 79 |
| DRIVE AXLE | 18 | [VM21A] FORK [VM31A] FORK | 49 | MAST PIPING VFM31A | 80 |
| STEERING AXLE | 19 | [VM41A] LIFT BRACKET [VM21A] | 50 | MAST PIPING VFSM21A MAST | 81 |
| AXLE SUPPORT | 20 | [VM31A] [VM41A] BACKREST | 51 | PIPING VFSM31A VFSM41A | |
| WHEEL | 21 | [VM21A] [VM31A] [VM36A] [VM41A] | 52 | | |
| POWER CYLINDER | 22 | MAST [VM21A] MAST [VM31A] MAST | 53 | | |
| OVER HEAD GUARD | 23 | PIPING [VM21A] MAST PIPING | 54 | | |
| ACCELERATOR PEDAL | 24 | [VM31A] LIFT CYLINDER [VM21A] | 55 | | |
| BRAKE PEDAL | 25 | LIFT CYLINDER [VM31A] [VM36A] | 56 | | |
| BRAKE LEVER | 26 | | 57 | | |
| FRAME | 27 | | 58 | | |
| OIL TANK | 28 | | 59 | | |
| FUEL TANK | 29 | | 60 | | |
| BALANCE WEIGHT | 30 | | 61 | | |
| FRONT GUARD | 31 | | 62 | | |

Fig.1

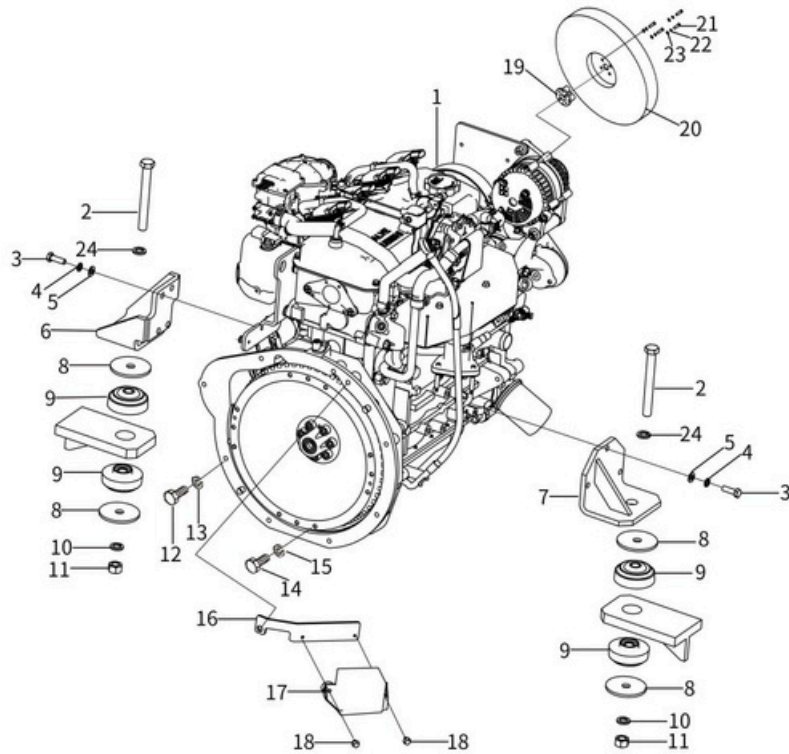
Fig.1 ENGINE MOUNT



| Item No. | Part No. | Description | Reqd | Remarks:Serial No. |
|----------|--------------|---------------------|------|--------------------|
| 1 | F31C1-00101 | ENGINE C240 | 1 | |
| - | F31P1-00101 | ENGINE 490 | 1 | |
| - | F36N1-00102 | ENGINE 495 | 1 | |
| - | F31Y1-00101 | ENGINE 4TNE98 | 1 | |
| - | F31K1-00101 | ENGINE K21 | 1 | |
| - | F33K1-00101 | ENGINE K25 | 1 | |
| - | F31S1-00101 | ENGINE S4S | 1 | |
| - | N31Q1-00101 | ENGINE 491 | 1 | |
| - | N31B1-00101 | ENGINE 498 EURO III | 1 | |
| 2 | F31H1-02351 | BRACKET,RH K21,K25 | 1 | |
| - | H21K1-02311 | BRACKET,RH K21,K25 | 1 | LOW FAN |
| - | F31Y1-01201 | BRACKET,RH 4TNE98 | 1 | HIGH FAN/LPG |
| - | N31S1-01211a | BRACKET,RH S4S | 1 | |
| 3 | F31H1-02301 | BRACKET,LH K21,K25 | 1 | LOW FAN |
| - | H21K1-02301a | BRACKET,LH K21,K25 | 1 | HIGH FAN/LPG |
| - | F31Y1-01211 | BRACKET,LH 4TNE98 | 1 | |
| - | N31S1-01201a | BRACKET,LH S4S | 1 | |
| 4 | S1116-10030 | BOLT | 7 | ④⑤⑥ |
| 5 | F31A1-02101 | RUBBER,UNDER | 2 | |
| 6 | F31A1-02111 | RUBBER,UPPER | 2 | |
| 7 | F31A1-02121 | CAP | 2 | |
| 8 | F31A1-02201 | WASHER | 2 | |
| 9 | S1103-10097 | BOLT | 2 | |
| 10 | F31A1-02071 | COLLAR | 2 | |
| 11 | F31AI-02211 | NUT | 2 | |

Fig.1

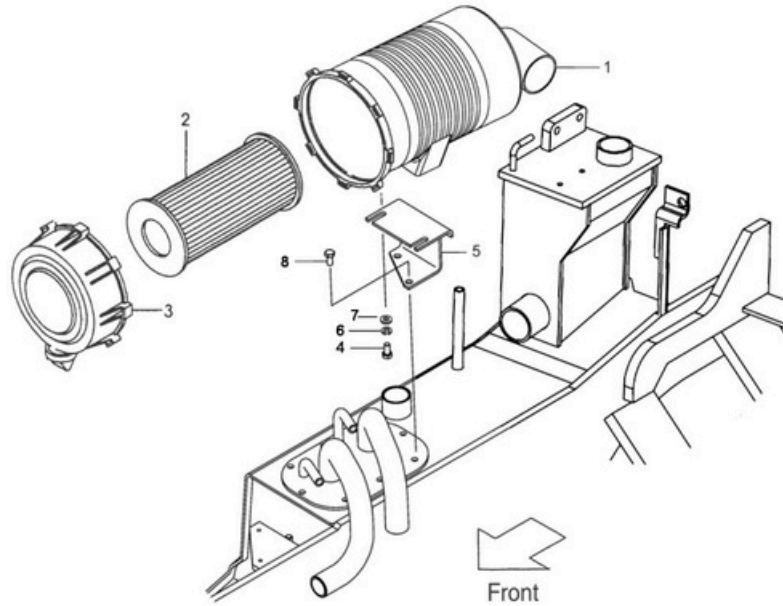
Fig.1 ENGINE MOUNT



| Item No. | Part No. | Description | Req'd | Remarks:Serial No.1 |
|----------|--------------|-------------|-------|---------------------|
| 1 | N31PS1-00101 | ENGINE PSI | 1 | ⑦ |
| - | N31E1-00101 | ENGINE 4EG | 1 | ⑧ |
| 2 | S1106-16130 | BOLT | 2 | |
| 3 | S1116-10030 | BOLT | 8 | |
| 4 | S2010-00010 | WAHSER | 8 | |
| 5 | S2000-00010 | WAHSER | 8 | |
| 6 | N31PS1-01201 | BRACKET,RH | 1 | ⑦ |
| - | N31E1-01201 | BRACKET,RH | 1 | ⑧ |
| 7 | N31PS1-01211 | BRACKET,LH | 1 | ⑦ |
| - | N31E1-01211 | BRACKET,LH | 1 | ⑧ |
| 8 | N31E6-12211 | SPACER | 4 | ⑧ |
| 9 | MDS80-55 | MOUNT | 4 | |
| 10 | S2010-00016 | WASHER | 2 | |
| 11 | S1400-10016 | NUT | 2 | |
| 12 | S1106-10035 | BOLT | 8 | |
| 13 | S2010-00010 | WAHSER | 8 | |
| 14 | S1106-08025 | BOLT | 12 | |
| 15 | S2010-00008 | WASHER | 12 | |
| 16 | N31PS2-42301 | BRACKET | 1 | |
| 17 | PSI-bxsh | FUSE BOX | 1 | ⑦ |
| 18 | 214A6-42771 | SCREW | 2 | ⑦ |
| 19 | N31PS1-01501 | FAN GASKET | 1 | ⑦ |
| 20 | T20053-10041 | BLADE | 1 | ⑦ |
| 21 | S1106-06030 | BOLT | 4 | ⑦ |
| 22 | S2010-00006 | WASHER | 4 | ⑦ |
| 23 | S2000-00006 | WASHER | 4 | ⑦ |
| 24 | S2000-00016 | WASHER | 2 | ⑦ |

Fig.2

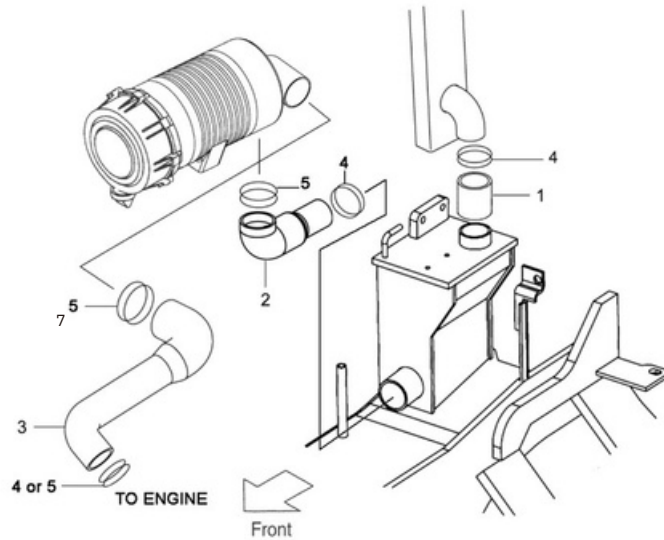
Fig.2 AIR CLEANER



| Item No. | Part No. | Description | Reqd | Remarks:Serial No. |
|----------|-------------|------------------------------|------|--------------------|
| A1 | F31C1-02001 | CLEANER-ASSY,AIR NC.1,2,3 | 1 | |
| 2 | F31C1-03111 | ELEMENT,AIR | 1 | |
| 4 | S1183-08016 | BOLT | 1 | |
| 5 | N31A1-0251a | BRACKET,AIR CLEANER | 1 | |
| A2 | S1183-08020 | BOLT INC.6,7 | 1 | |

Fig.3

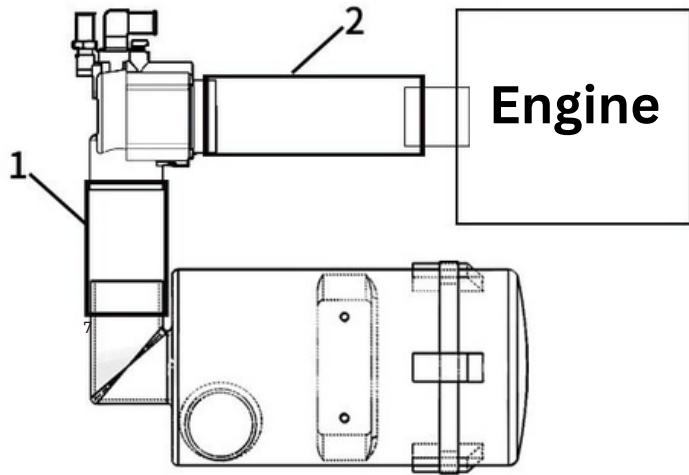
Fig.3 AIR DUCT



| Item No. | Part No. | Description | Reqd | Remarks:Serial No. |
|----------|-------------|------------------|------|--------------------|
| 1 | N15A1-02022 | HOSE | 1 | ①②③④⑤⑥ |
| 2 | N31A1-0203c | HOSE,CAP | 1 | |
| - | N31E1-02022 | HOSE,CAP | 1 | ⑦⑧ |
| 3 | N31C1-0203 | HOSE C240 | 1 | |
| - | N31S1-0203 | HOSE S4S | 1 | |
| - | F31A1-02021 | HOSE 490,495,498 | 1 | |
| - | N31Y1-0203 | HOSE 4TNE98 | 1 | |
| - | N31K1-0203 | HOSE K21,K25,491 | 1 | |
| - | N31PS1-0203 | HOSE PSI2.4 | 1 | |
| - | N31E1-0203 | HOSE 4EG | 1 | |
| 4 | S4911-00060 | CLIP | 2 | |
| 5 | S4911-00070 | CLIP | 1 | |
| 6 | S4900-00075 | CLIP | 1 | |

Fig.3

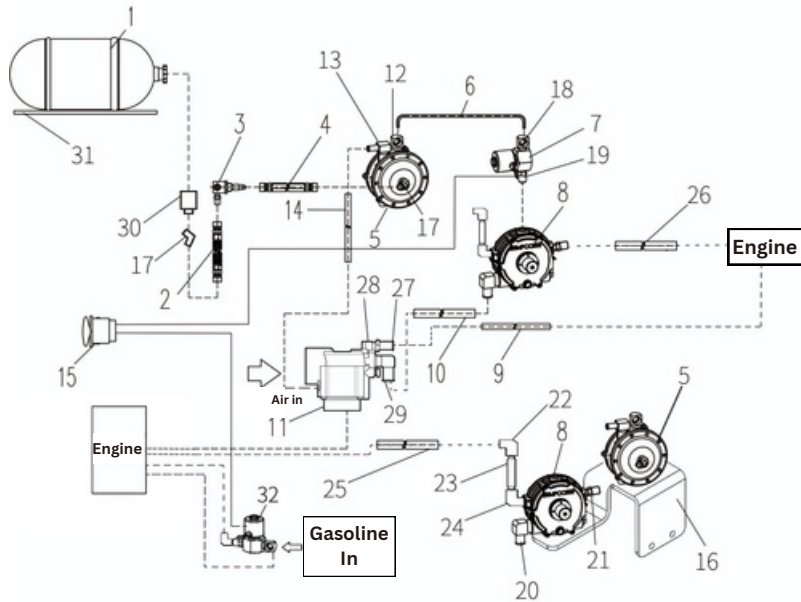
Fig.3 AIR DUCT (K21-LPG)



| Item No. | Part No. | Description | Reqd | Remarks:Serial No. |
|----------|-------------|-------------|------|--------------------|
| 1 | F31H9-52011 | HOSE | 1 | |
| 2 | N31H9-52021 | HOSE,CAP | 1 | |

Fig.3

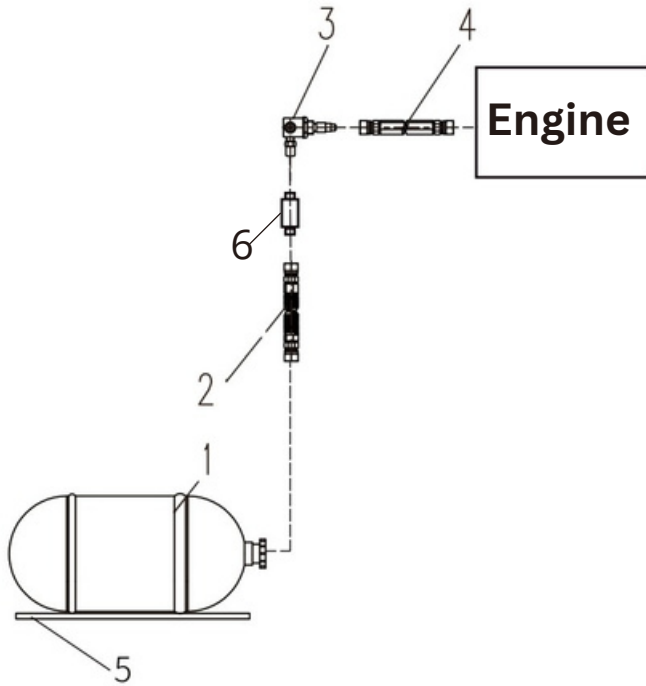
Fig.3 LPG SYSTEM KIT (K21-LPG)



| Item No. | Part No. | Description | Reqd | Remarks:Serial No. |
|----------|---------------|-------------------------|------|--------------------|
| 1 | 35/50 | LPG TANK | 1 | |
| 2 | HA100-43W | HOSE | 1 | |
| 3 | M116 | HREE-WAY-ASSY | 1 | |
| 4 | HA100-31.5 | HOSE | 1 | |
| 5 | VFF30 | FILTER-ASSY | 1 | |
| 6 | T157 | PIPE | 1 | |
| 7 | MODEL 121 | SOLENOIDS | 1 | |
| 8 | MODEL J/COBRA | PRESSURE REDUCING VALVE | 1 | |
| 9 | TU-420 | PIPE | 1 | |
| 10 | H715-32 | HOSE | 1 | |
| 11 | CA55-258 | MIXER | 1 | |
| 12 | 402*6UL | NIPPLE | 1 | |
| 13 | F4-8 | NIPPLE | 1 | |
| 14 | H703-32 | HOSE | 1 | |
| 15 | M328 | SWITCH UNIT | 1 | |
| 16 | H31K2-22111a | BRACKET | 1 | |
| 17 | 54X6 | NIPPLE | 2 | |
| 18 | 49X4X4 | NIPPLE | 2 | |
| 19 | 3325X4X2 | NIPPLE | 1 | |
| 20 | 54EB | NIPPLE | 1 | |
| 21 | GQ-4 | NIPPLE | 1 | |
| 22 | 49EEE-2 | NIPPLE | 1 | |
| 23 | M456-1 | THERMOSTAT | 1 | |
| 24 | 130E | NIPPLE | 1 | |
| 25 | H730-17 | HOSE | 1 | |
| 26 | H730-17 | HOSE | 1 | |
| 27 | F296 | NIPPLE | 1 | |
| 28 | 3400*2W | NIPPLE | 1 | |
| 29 | 53EB | NIPPLE | 2 | |
| 30 | 7141F | NIPPLE | 2 | |
| 31 | GY392-20201Ta | BRACKET | 1 | |
| 32 | MODEL 123 | SOLENOIDS | 1 | |

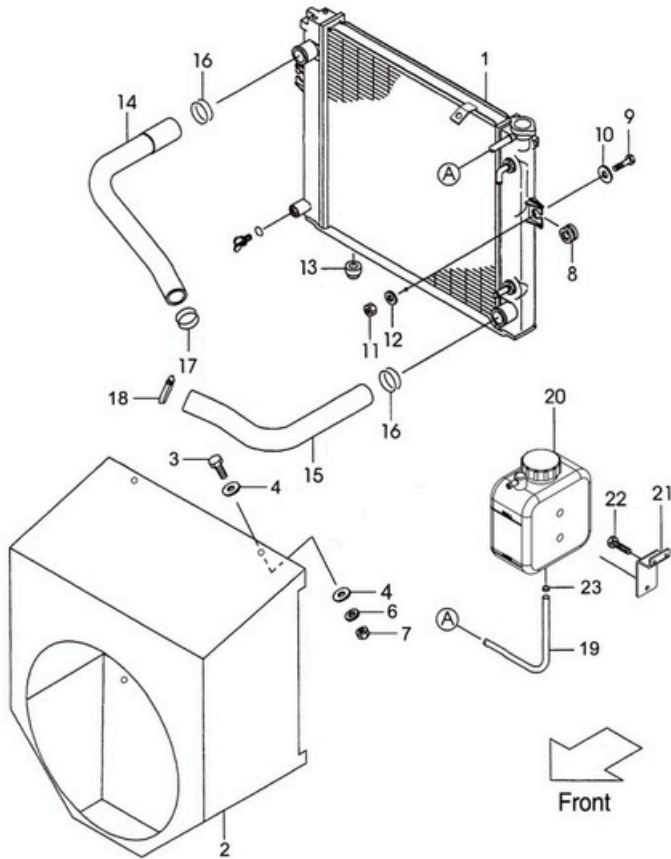
Fig.3

Fig.3 LPG SYSTEM KIT (PSI)



| Item No. | Part No. | Description | Reqd | Remarks:Serial No. |
|----------|---------------------|---------------|------|--------------------|
| 1 | 35/50 | LPG TANK | 1 | |
| 2 | 32501903 | HOSE | 1 | |
| 3 | 32501902 | HREE-WAY-ASSY | 1 | |
| 4 | 32501907A | HOSE | 1 | |
| 5 | GY392- | BRACKET | 1 | |
| 6 | 20201Ta 32501204 | FILTER | 1 | |

Fig.4 COOLING UNIT



| Item No. | Part No. | Description | Req'd | Remarks:Serial No. |
|----------|-------------------|---|-------|--------------------|
| A1 | F31C2-10301a-LC | RADIATOR-ASS'Y C240 (INC.1-7,19) | 1 | |
| - | T20053-10011 | RADIATOR-ASS'Y S4S (INC.1,3-7,19) | 1 | |
| - | F31A2-10301-LC | RADIATOR-ASS'Y 495, 490,498 (INC.1-7,19) | 1 | |
| - | N31Q2-10302a-LC | RADIATOR-ASS'Y 491 (INC.1-7,19) | 1 | |
| - | N31A2-10301 | RADIATOR-ASS'Y 4TNE98 (INC.1,3-7,19) | 1 | |
| - | T19116-10011-LC | RADIATOR-ASS'Y K21,K25 (INC.1-7,19) | 1 | |
| - | N31PS2-10301 | RADIATOR-ASS'Y PSI2.4 (INC.1,3-7,19) | 1 | |
| - | N31E2-10302 | RADIATOR-ASS'Y 4EG (INC.1-7,19) | 1 | |
| 2 | N31Y2-10302a-900L | SHRAUD | 1 | ④ |
| - | T19049-10011-900L | SHRAUD | 1 | ⑥ |
| 8 | F31A2-12101 | RUBBER | 2 | |
| 9 | F31A2-12021 | BOLT | 2 | |
| 10 | F31A2-32251 | WASHER | 2 | |
| 11 | F31A2-02221 | NUT | 2 | |
| 12 | S2000-00010 | WASHER | 2 | |
| 13 | F31A2-12121 | RUBBER | 2 | |
| 14 | F31C2-12001a | HOSE C240 | 1 | |
| - | F31A2-12001 | HOSE 490,495,498 | 1 | |
| - | F31H2-12002 | HOSE K21,K25 | 1 | |
| - | N31S2-12002 | HOSE S4S | 1 | |
| - | N31Q2-12001a | HOSE 491 | 1 | |
| - | F31Y2-12002 | HOSE 4TNE98 | 1 | |
| - | N31E2-12002 | HOSE 4EG | 1 | |

Fig.4 COOLING UNIT

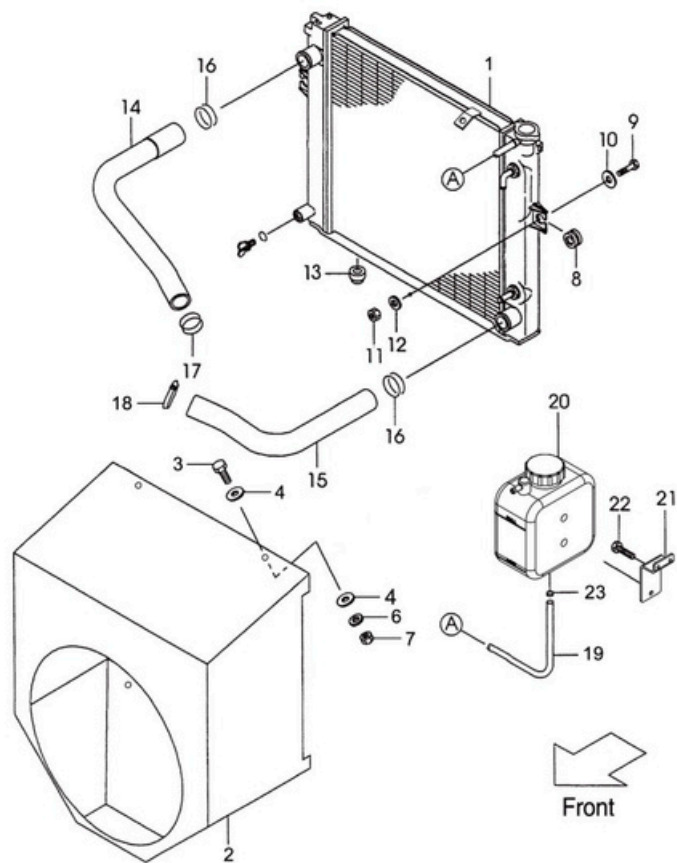


Fig.4

| Item No. | Part No. | Description | Req'd | Remarks:Serial No. |
|----------|--------------|------------------|-------|--------------------|
| 15 | F31C2-12011 | HOSE C240 | 1 | |
| - | F31A2-12011 | HOSE 490,495,498 | 1 | |
| - | F31H2-12011 | HOSE K21,K25 | 1 | LOW FAN |
| - | N32K2-12011 | HOSE K21,K25 | 1 | HIGH FANLPG |
| - | N31S2-12011 | HOSE S4S 4EG | 1 | |
| - | N31Q2-12011a | HOSE 491 | 1 | |
| - | F31Y2-12011a | HOSE 4TNE98 | 1 | |
| 16 | S4911-00040 | CLIP | 2 | |
| 17 | S4911-00045 | CLIP | 1 | ①④⑤⑥ |
| - | S4911-00050 | CLIP | 1 | ②③ |
| 18 | S4911-00045 | CLIP | 1 | ①④⑤⑥ |
| - | S4911-00050 | CLIP | 1 | ②③ |
| 20 | F31A2-12111a | TANK,RESERVE | 1 | |
| 21 | N31A2-12141 | BRACKET | 1 | |
| 22 | F31A2-48611 | SCREW | 2 | |
| 23 | S4911-00014 | CLIP | 1 | |

Fig.4 COOLING UNIT (PSI)

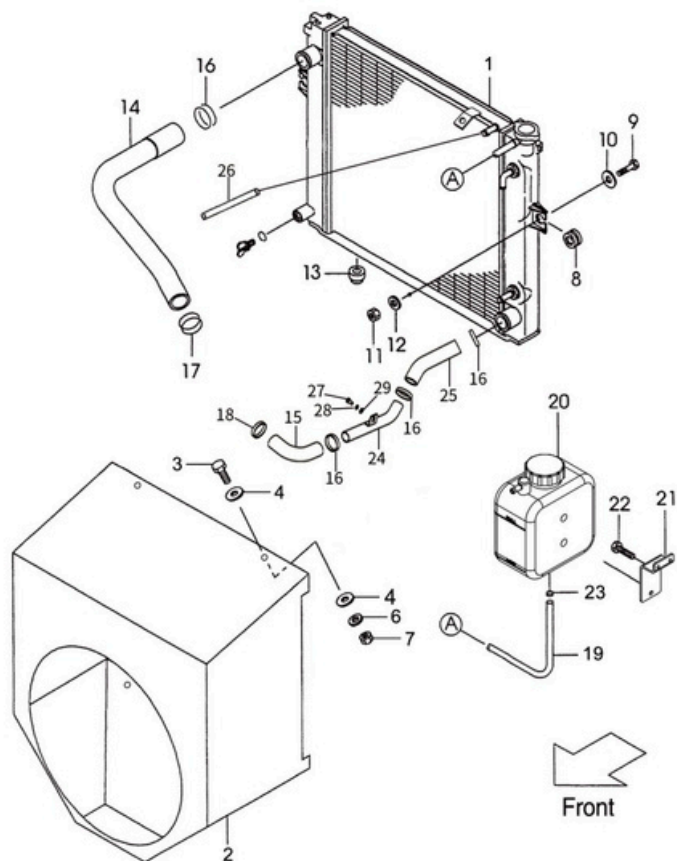
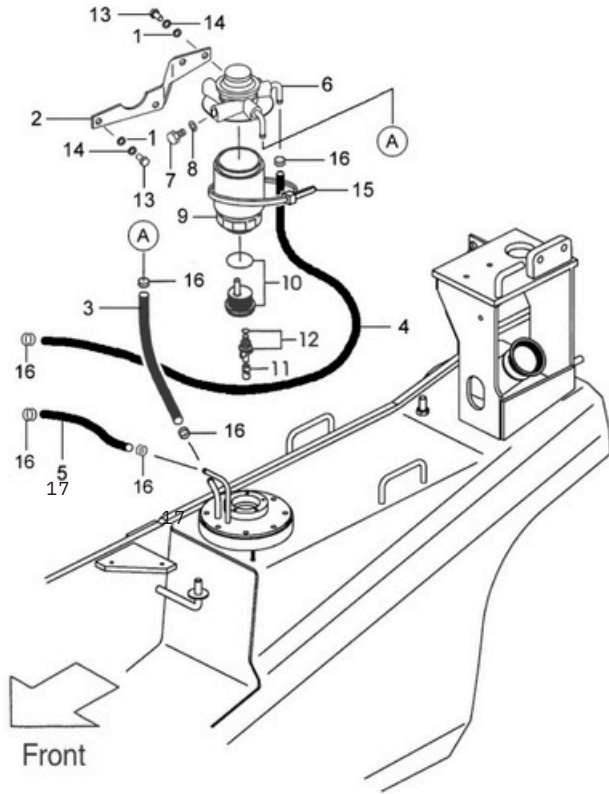


Fig.4

| Item No. | Part No. | Description | Req'd | Remarks:Serial No. |
|----------|-------------------|------------------------------------|-------|--------------------|
| A1 | N31PS2-10301 | RADIATOR-ASS'Y PSI (INC.1~7,19) | 1 | |
| 2 | N31PS2-10301-900L | SHRAUD | 1 | |
| 8 | F31A2-12101 | RUBBER | 2 | |
| 9 | F31A2-12021 | BOLT | 2 | |
| 10 | F31A2-32251 | WASHER | 2 | |
| 11 | F31A2-02221 | NUT | 2 | |
| 12 | S2000-00010 | WASHER | 2 | |
| 13 | F31A2-12121 | RUBBER | 2 | |
| 14 | N31PS2-12001 | HOSE | 1 | |
| 15 | N31PS2-12011-1 | HOSE | 1 | |
| 16 | S4911-00040 | CLIP | 4 | |
| 17 | S4911-00045 | CLIP | 1 | |
| 18 | S4911-00050 | CLIP | 1 | |
| 20 | F31A2-12111a | TANK,RESERVE | 1 | |
| 21 | N31A2-12141 | BRACKET | 1 | |
| 22 | F31A2-48611 | SCREW | 2 | |
| 23 | S4911-00014 | CLIP | 1 | |
| 24 | N31PS2-12011-2 | HOSE | 1 | |
| 25 | N31PS2-12011-3 | HOSE | 1 | |
| 26 | N31PS2-12041 | PIPE | 1 | |
| 27 | S1106-08025 | BOLT | 1 | |
| 28 | S2010-00008 | WASHER | 1 | |
| 29 | S2000-00008 | WASHER | 1 | |

Fig.5

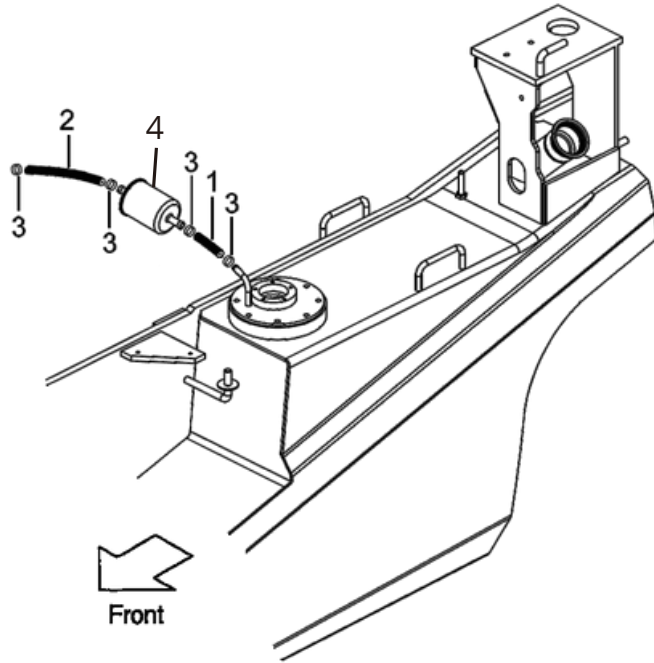
Fig.5 FUEL SYSTEM (C240)



| Item No. | Part No. | Description | Req'd | Remarks:Serial No. |
|----------|-------------|---------------------------------|-------|--------------------|
| 1 | S2000-00008 | WASHER | 4 | |
| 2 | N31C2-2211d | BRACKET | 1 | |
| 3 | S4750-75049 | HOSE,FUEL 7.5*490 | 1 | |
| 4 | S4750-75046 | HOSE,FUEL 7.5*460 | 1 | |
| 5 | S4750-65040 | HOSE,FUEL 6.5*400 | 1 | |
| A1 | 894367-2923 | OIL-WATER SEPARATOR INC.6-12 | 1 | |
| 13 | S1106-08016 | BOLT | 4 | |
| 14 | S2010-00008 | WASHER | 4 | |
| 15 | S4913-11350 | STRAP | 1 | |
| 16 | S4914-00016 | CLIP | 6 | |

Fig.5

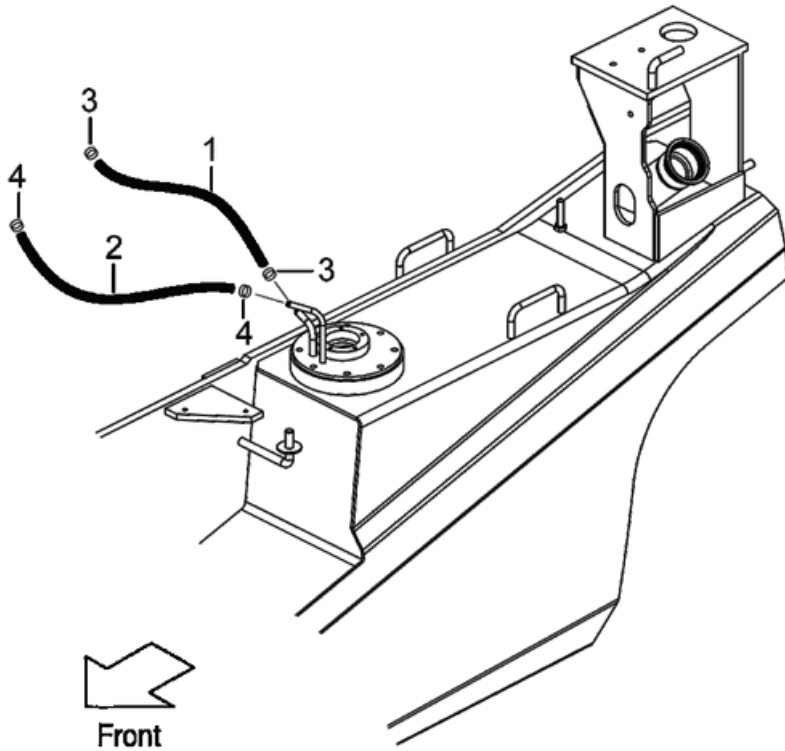
Fig.5 FUEL SYSTEM (K21,K25,491)



| Item No. | Part No. | Description | Reqd | Remarks:Serial No. |
|----------|-------------|--------------------------------|------|--------------------|
| 1 | S4750-75011 | FUEL HOSE 7.5*460 | 1 | |
| 2 | S4750-75018 | FUEL HOSE 7.5*180 | 1 | |
| 3 | S4914-00016 | CLIP | 4 | |
| 4 | F31A2-22011 | FUEL FILTER ELEMENT (EXTERNAL) | 1 | |

Fig.5

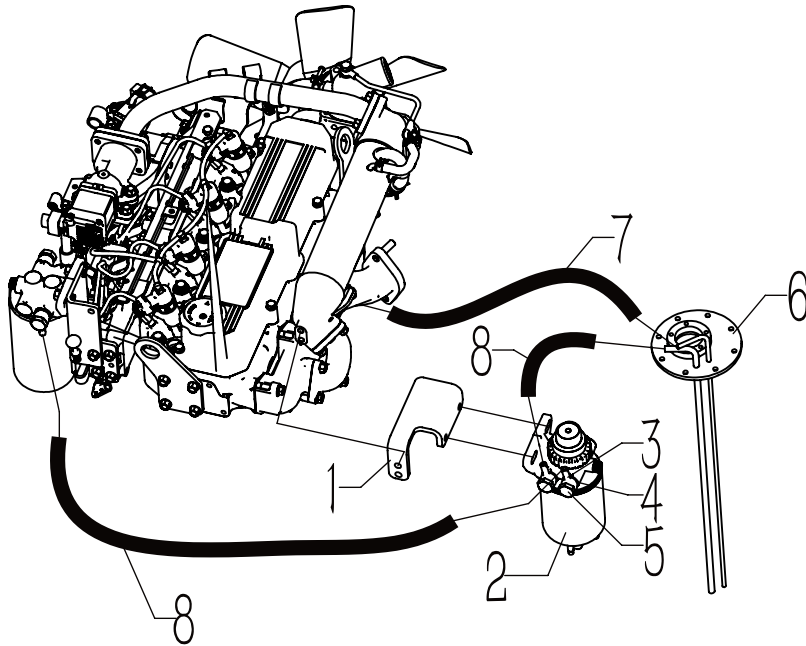
Fig.5 FUEL SYSTEM (490,495,498,4TNE98,S4S)



| Item No. | Part No. | Description | Reqd | Remarks:Serial No. |
|----------|--------------|--------------------|------|--------------------|
| 1 | F31A2-22011 | FUEL HOSE 6*1500 | 1 | |
| 2 | F31A2-22021a | FUEL HOSE 7.5*1500 | 1 | |
| 3 | S4914-00020 | CLIP | 2 | |
| 4 | S4914-00016 | CLIP | 2 | |

Fig.5

Fig.5 FUEL SYSTEM (4EG)



| Item No. | Part No. | Description | Reqd | Remarks:Serial No. |
|----------|--------------|---------------------|------|--------------------|
| 1 | N31E2-22111 | BRACKET | 1 | |
| 2 | 32K62-00030 | OIL WATER SEPARATOR | 1 | |
| 3 | MM409-125 | NIPPLE | 2 | |
| 4 | 05946-01401 | RUBBER | 2 | |
| 5 | MH037-087 | BOLT | 2 | |
| 6 | N31D2-22101b | PLATE | 1 | |
| 7 | N31E6-22150 | HOSE Φ 8*1500 | 1 | |
| 8 | N31E6-22130 | HOSE Φ 8*1300 | 1 | |

Fig.6 EXHAUST SYSTEM

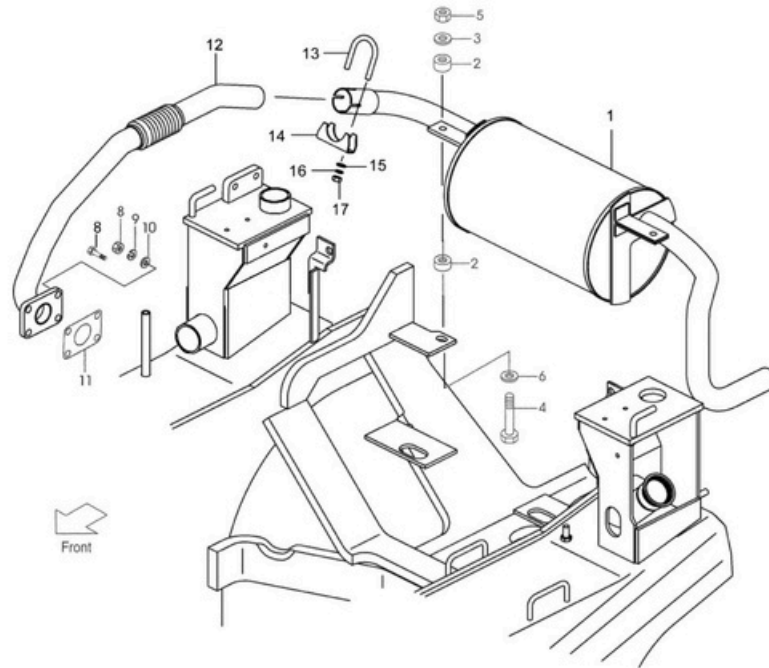
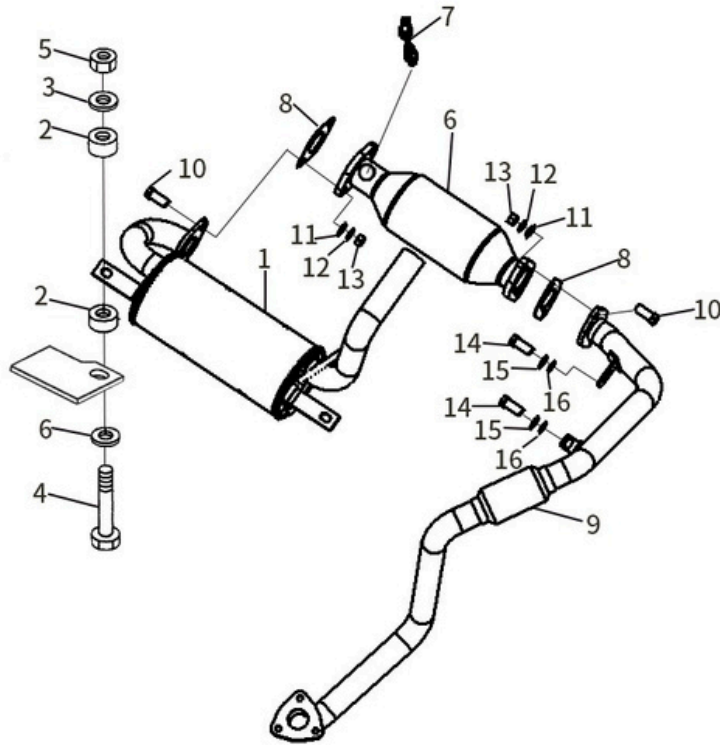


Fig.6

| Item No. | Part No. | Description | Req'd | Remarks:Serial No. |
|----------|--------------|------------------------|-------|--------------------|
| 1 | N21A2-31011a | MVFFLER ASS'Y, 2t,2.5t | 1 | ①③④⑤ |
| - | N31A2-31011a | MVFFLER ASS'Y, 3t,3.5t | 1 | ①③④⑤ |
| - | N40A2-31011a | MVFFLER ASS'Y, 4t | 1 | ①③④⑤ |
| - | N21A2-31001a | MVFFLER ASS'Y,2t,2.5t | 1 | ②⑥ |
| - | N31A2-31001a | MVFFLER ASS'Y,3t,3.5t | 1 | ②⑥ |
| - | N40A2-31001a | MVFFLER ASS'Y,4t | 1 | ②⑥ |
| 2 | F31A2-32241 | RUBBER | 4 | |
| 3 | F31A2-32251 | WASHER | 2 | |
| 4 | F31A2-32551 | BOLT | 2 | |
| 5 | F31A2-32561 | NUT | 2 | |
| 6 | F31A2-32251 | WASHER | 2 | |
| 8 | S1400-20010 | NUT | 4 | |
| 9 | S2010-00010 | WASHER | 4 | |
| 10 | S0200-00010 | WASHER | 4 | |
| 11 | F31C2-32011 | GASKET C240 | 1 | |
| 12 | N31C2-3002a | PIPE C240 | 1 | |
| - | N31Y2-3002a | PIPE 4TNE98 | 1 | |
| - | N31K2-3002c | PIPE K21,K25 | 1 | LOW FAN |
| - | T18116-10011 | PIPE K21,K25 | 1 | HIGH FAN/LPG |
| - | N31S2-3002a | PIPE S4S | 1 | |
| - | N31W2-3002c | PIPE 490,495,498 | 1 | |
| A13 | F31A2-33011 | CLIP INC,13~17 | 1 | |

Fig.6 EXHAUST SYSTEM (PSI)

Fig.6



| Item No. | Part No. | Description | Req'd | Remarks:Serial No. |
|----------|--------------|---------------------|-------|--------------------|
| 1 | N31PS2-31001 | MUFFLER | 1 | |
| 2 | F31A2-32241 | RUBBER | 4 | |
| 3 | F31A2-32251 | WASHER | 2 | |
| 4 | F31A2-32551 | BOLT | 2 | |
| 5 | F31A2-32561 | NUT | 2 | |
| 6 | F31A2-32251 | WASHER | 2 | |
| 7 | 32501267 | OXYGEN | 1 | |
| 8 | N31PS2-30041 | PACKING | 2 | |
| 9 | N31PS2-30021 | HOSE | 1 | |
| - | N41PS2-30021 | HOSE | 1 | |
| 10 | S1106-12035 | BOLT | 4 | |
| 11 | S2010-00012 | WASHER | 4 | |
| 12 | S2000-00012 | WASHER | 4 | |
| 13 | S1400-10012 | NUT | 4 | |
| 14 | S1106-08025 | BOLT | 2 | |
| 15 | S2010-00008 | WASHER | 2 | |
| 16 | S2000-00008 | WASHER | 2 | |
| 17 | 38901264 | THREE-WAY CATALYSIS | 1 | |

Fig.6 EXHAUST SYSTEM (491)

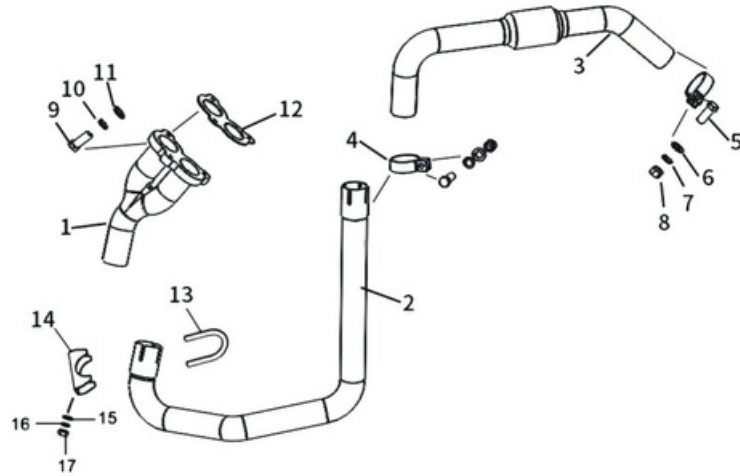


Fig.6

| Item No. | Part No. | Description | Req'd | Remarks:Serial No. |
|----------|--------------|-------------------------|-------|--------------------|
| 1 | F31Q2-32001a | EXHAUST PIPE | 1 | |
| 2 | N31Q2-32012a | EXHAUST PIPE | 1 | |
| 3 | N31Q2-32022 | EXHAUST PIPE | 1 | |
| 4 | T17102-10051 | CLIP | 1 | |
| 5 | S1116-08035 | BOLT | 2 | |
| 6 | S2010-00008 | WASHER | 2 | |
| 7 | S2000-00008 | WASHER | 2 | |
| 8 | S1402-10008 | NUT | 2 | |
| 9 | S1116-10035 | BOLT | 3 | |
| 10 | S2010-00010 | WASHER | 3 | |
| 11 | S2000-00010 | WASHER | 3 | |
| 12 | N15Q2-32051 | GASKET FOR EXHAUST PIPE | 1 | |
| 13 | F31A2-33011 | CLIP ASS'Y(INC.13-17) | 1 | |

Fig.6 EXHAUST SYSTEM (4EG)

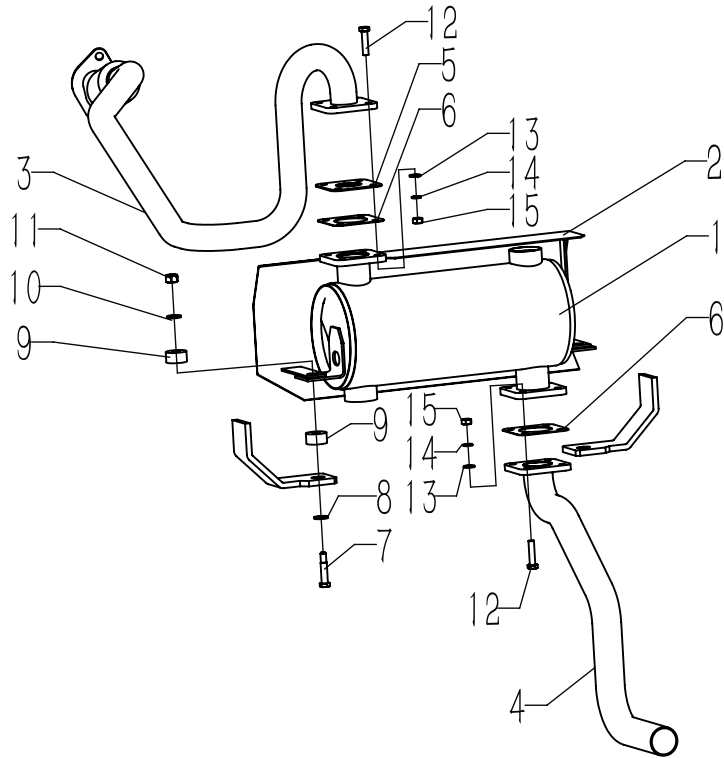
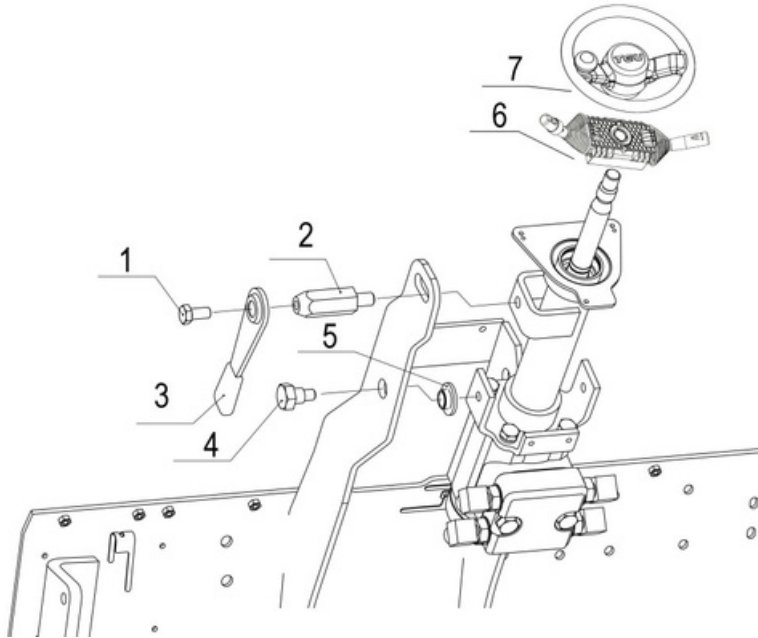


Fig.6

| Item No. | Part No. | Description | Req'd | Remarks:Serial No. |
|----------|--------------|------------------|-------|--------------------|
| 1 | 32K34-12050 | DOC | 1 | |
| 2 | N31E2-30111 | PLATE | 1 | |
| 3 | N31E2-30021a | EXHAUST PIPE | 1 | 2-3.5T |
| - | N41E2-30021 | EXHAUST PIPE | 1 | 4T |
| 4 | N21E2-3004 | EXHAUST PIPE C | 1 | 2-2.5T |
| - | N31E2-3004 | EXHAUST PIPE C-1 | 1 | 3-4T |
| 5 | 32K34-05900 | WASHER | 2 | |
| 6 | N31E2-3010 | PLATE | 1 | |
| 7 | F31A2-32551 | BOLT | 1 | |
| 8 | S0200-00010 | WASHER | 1 | |
| 9 | F31A2-32241 | RUBBER | 2 | |
| 10 | F31A2-32251 | WASHER | 1 | |
| 11 | F31A2-32561 | NUT | 2 | |
| 12 | S1106-08035 | BOLT M8*35 | 8 | |
| 13 | S2000-00008 | WASHER | 8 | |
| 14 | S2010-00008 | WASHER | 8 | |
| 15 | S1400-00008 | NUT | 8 | |

Fig.7

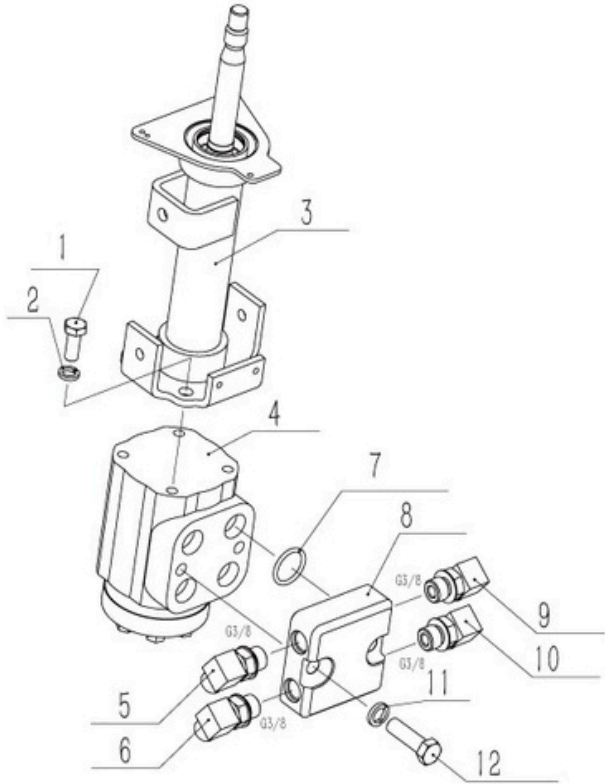
Fig.7 STEERING WHEEL UNIT



| Item No. | Part No. | Description | Reqd | Remarks:Serial No. |
|----------|-------------|-------------------|------|--------------------|
| 1 | 239A4-12441 | BOLT | 1 | |
| 2 | N31A4-12441 | LEVER | 1 | |
| 3 | 239A4-12411 | LEVER | 1 | |
| 4 | 216G4-12111 | BOLT | 1 | |
| 5 | 216G4-12101 | BUSHING | 1 | |
| 6 | 209K2-40501 | SWITCH-ASSY,COMBI | 1 | |
| 7 | 249M4-10202 | WHEEL | 1 | |

Fig.8

Fig.8 ORBITROL



| Item No. | Part No. | Description | Reqd | Remarks:Serial No. |
|----------|--------------|-------------------------|------|--------------------|
| 1 | 38016-00023 | BOLT | 1 | |
| 2 | S2010-00010 | WASHER | 1 | |
| 3 | 22N54-10251a | STEERING COLUMN | 1 | |
| 4 | F31A4-10502 | ORBITROL | 1 | |
| 5 | 234H7-60351 | JOINT FOR OIL RETURNING | 1 | |
| 6 | F31A7-60331 | JOINT FOR OIL IN | 1 | |
| 7 | NO PART NO. | O-RING | 1 | |
| 8 | N31A4-10501 | 8-WAY COVER | 1 | |
| 9 | F31A7-60331 | JOINT, L | 1 | |
| 10 | F31A7-60331 | JOINT, R | 1 | |
| 11 | S2010-00012 | WASHER | 1 | |
| 12 | S1170-12035 | BOLT | 1 | |

Fig.9 COVER & KEY

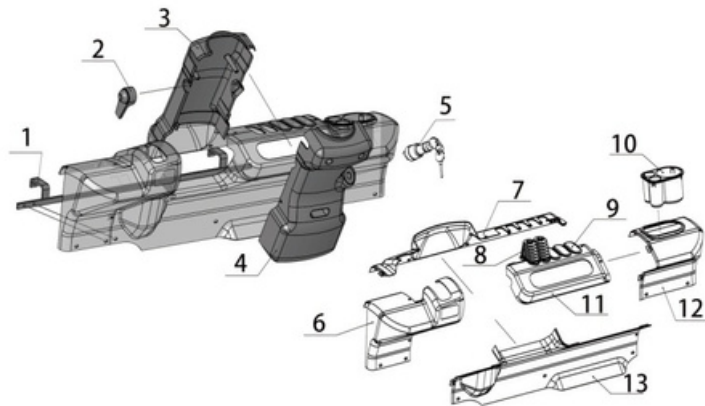


Fig.9

| Item No. | Part No. | Description | Req'd | Remarks:Serial No. |
|----------|--------------|---------------------------------|-------|--------------------|
| 1 | N31A6-42861a | LONG BRACKET | 1 | |
| 2 | 22N54-12201 | LEVER | 1 | |
| 3 | N31A4-12321 | COVER FOR STEERING COLUMN,FRONT | 1 | |
| 4 | N31A4-12311 | COVER FOR STEERING COLUMN, REAR | 1 | |
| 5 | N31C2-42611 | KEY S/W ASSY | 1 | |
| 6 | N31A6-42721 | METER RACK COVER, LEFT SIDE | 1 | |
| 7 | N31A6-42731 | METER RACK COVER, FRONT | 1 | |
| 8 | 22N57-42151 | RUBBER FOR LEVER | 2 | |
| 9 | N31A7-42161 | SMALL CAP | 3 | |
| 10 | N31A6-42771 | STORAGE BOX | 1 | |
| 11 | N31A6-42741 | COVER FOR METER RACK | 1 | |
| 12 | N31A6-42711 | METER RACK COVER, RIGHT SIDE | 1 | |
| 13 | N31A6-42751 | METER RACK COVER, LOWER | 1 | |

Fig.10 ELECTRIC PARTS

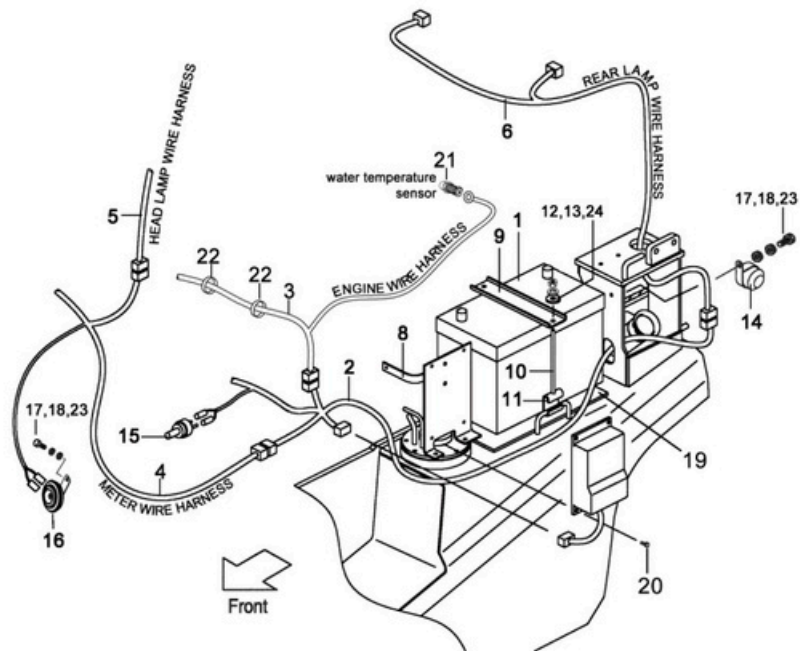
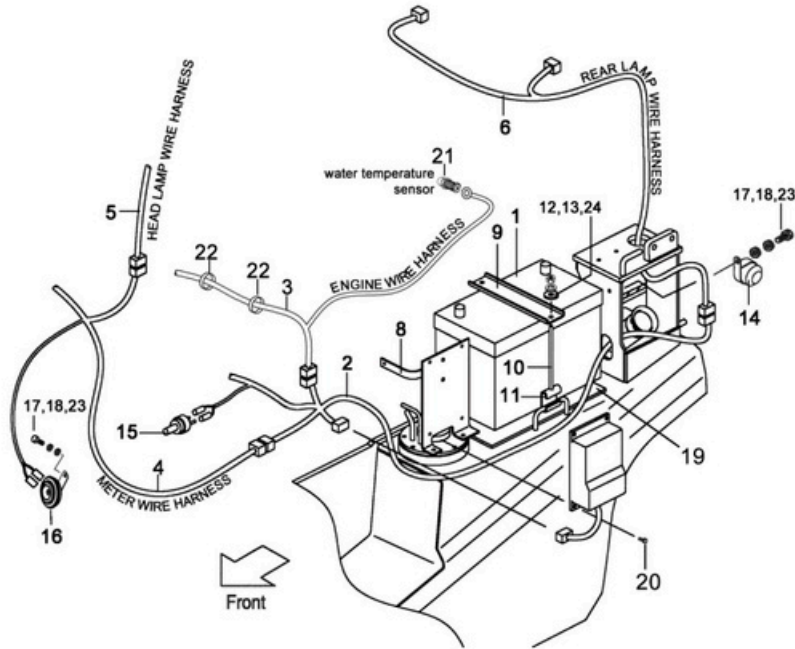


Fig.10

| Item No. | Part No. | Description | Req'd | Remarks:Serial No. |
|----------|----------------|----------------------|-------|--------------------|
| 1 | F31H2-41011 | BATTERY | 1 | ③⑤ |
| - | F31A2-41011 | BATTERY | 1 | ①②④⑥ |
| 2 | T1649-10031 | WIRE-HARNESS,FRAME | 1 | ① |
| - | N31W2-4242-f | WIRE-HARNESS,FRAME | 1 | ② |
| - | N31Q2-4242-f | WIRE-HARNESS,FRAME | 1 | ③ |
| - | T2016-65021 | WIRE-HARNESS,FRAME | 1 | ④ |
| - | T1816-10011 | WIRE-HARNESS,FRAME | 1 | ⑤ |
| - | T1649-10081 | WIRE-HARNESS,FRAME | 1 | ⑥ |
| - | N31PS2-42511b | WIRE-HARNESS,FRAME | 1 | ⑦ |
| - | N31E2-42211a | WIRE-HARNESS,FRAME | 1 | ⑧ |
| 3 | T1649-10041 | WIRE-HARNESS,ENGINE | 1 | ① |
| - | N31W2-4241-f | WIRE-HARNESS,ENGINE | 1 | ② |
| - | N31Q2-4241-f | WIRE-HARNESS,ENGINE | 1 | ③ |
| - | T19078-10011 | WIRE-HARNESS,ENGINE | 1 | ④ |
| - | T1816-10021 | WIRE-HARNESS,ENGINE | 1 | ⑤ |
| - | T1649-10091 | WIRE-HARNESS,ENGINE | 1 | ⑥ |
| 4 | T18112-10011 | WIRE-HARNESS,METER | 1 | ① |
| - | N31W2-42301-f | WIRE-HARNESS,METER | 1 | ② |
| - | N31Q2-42301-f | WIRE-HARNESS,METER | 1 | ③ |
| - | T1802-10011a | WIRE-HARNESS,METER | 1 | ④⑤ |
| - | N31A2-42201b-f | WIRE-HARNESS,METER | 1 | ⑥ |
| - | N31PS2-42501a | WIRE-HARNESS,METER | 1 | ⑦ |
| - | N31E2-42201a | WIRE-HARNESS,METER | 1 | ⑧ |
| 5 | F31A2-42321 | WIRE-HARNESS, F.PIPE | 2 | |
| 6 | F31A2-42311 | WIRE-HARNESS, R.PIPE | 1 | |
| 8 | N31A2-4200 | BRACKET | 1 | |
| 9 | N31A2-44021 | PLATE | 1 | |
| 10 | N31A2-42051 | BOLT, ANCHOR | 2 | |
| 11 | N31A2-42101 | HANGER | 2 | |
| 12 | S1420-00006 | NUT | 2 | |
| 13 | F31A2-42061 | WASHER | 2 | |

Fig.10

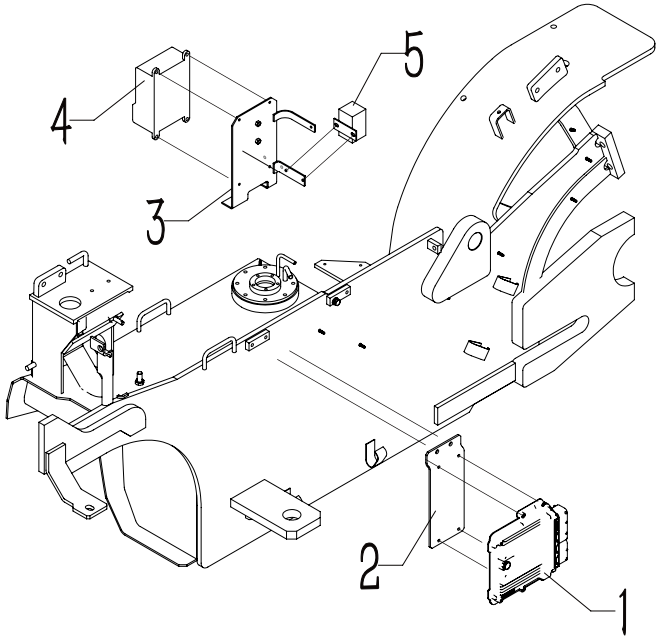
Fig.10 ELECTRIC PARTS



| Item No. | Part No. | Description | Req'd | Remarks:Serial No. |
|----------|-------------|-------------------|-------|--------------------|
| 14 | F31A2-42301 | BUZZER, BACK | 1 | |
| 15 | F31A2-42071 | SWITCH, STOP-LAMP | 1 | |
| 16 | F31A2-43651 | HORN | 1 | |
| 17 | S1106-08016 | BOLT | 2 | |
| 18 | S2000-00008 | WASHER | 2 | |
| 19 | N31A2-42031 | RUBBER | 1 | |
| 20 | F31A2-42621 | SCREW | 4 | |

Fig.10

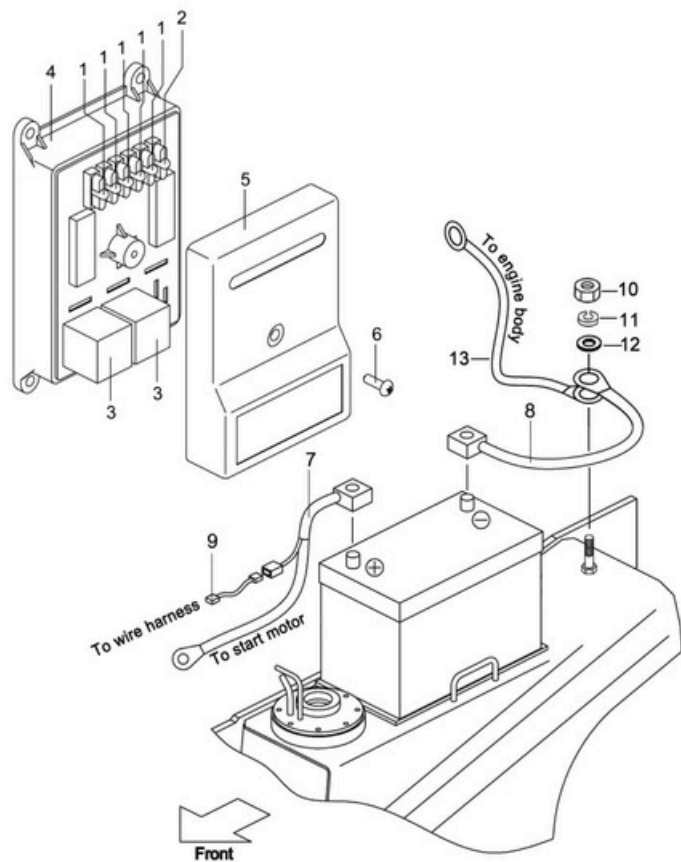
Fig.10 ELECTRIC PARTS (4EG)



| Item No. | Part No. | Description | Req'd | Remarks:Serial No. |
|----------|-------------|------------------|-------|--------------------|
| 1 | 16E10-00100 | ECU | 1 | |
| 2 | N31E2-42101 | ECU BRACKET | 1 | |
| 3 | N31E2-4200 | ELECTRIC BRACKET | 1 | |
| 4 | N31E2-42131 | CONTROL BOX | 1 | |
| 5 | 32A66-19101 | RELAYS | 1 | |

Fig.11 ELECTRIC BOX & CABLE

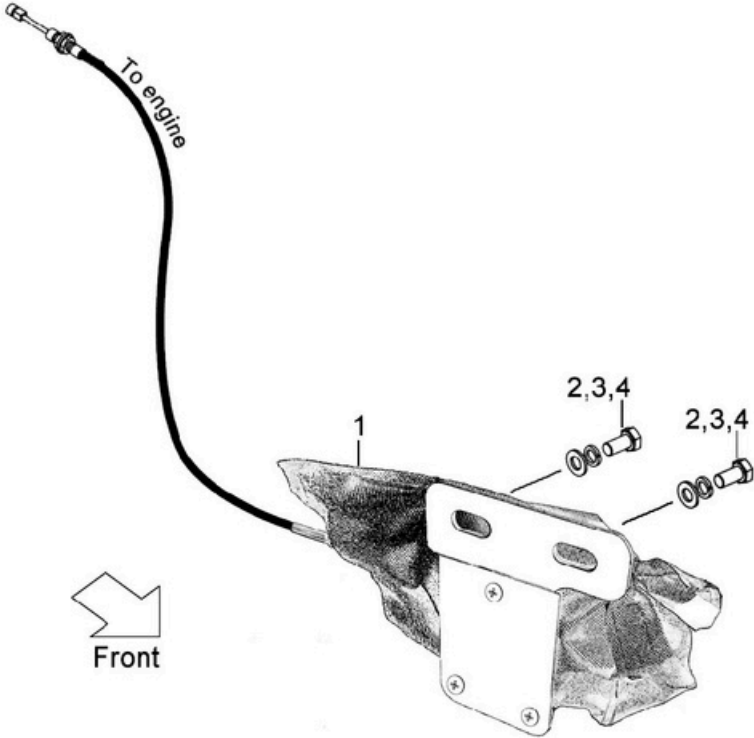
Fig.11



| Item No. | Part No. | Description | Req'd | Remarks:Serial No. |
|----------|--------------|-----------------------|-------|--------------------|
| A1 | N31C2-42131 | ELECTRIC BOX(Inc.1-6) | 1 | ①④⑤ |
| - | N31W2-42131 | ELECTRIC BOX(Inc.1-6) | 1 | ② |
| - | N31D2-42131 | ELECTRIC BOX(Inc.1-6) | 1 | ③ |
| - | N31K2-42131 | ELECTRIC BOX(Inc.1-6) | 1 | ⑥ |
| - | N31C2-42161 | ELECTRIC BOX(Inc.1-6) | 1 | ⑦ |
| - | N31E2-42131 | ELECTRIC BOX(Inc.1-6) | 1 | ⑧ |
| 7 | F31C2-42011 | CABLE, BATTERY(+) | 1 | ①④⑤⑥⑦⑧ |
| - | F31A2-42011 | CABLE,BATTERY(+) | 1 | ②③ |
| 8 | F41A2-42021a | CABLE, BATTERY(-) | 1 | |
| 9 | F31A2-42091 | FUSE | 1 | ①②③④⑤⑦⑧ |
| - | F31A2-42092 | FUSE | 1 | ⑥ |
| 10 | S1401-10010 | NUT | 1 | |
| 11 | S2010-00010 | WASHER | 1 | |
| 12 | S2000-00010 | WASHER | 1 | |
| 13 | T1614-10061 | ENGINE WIRING | 1 | |

Fig.12

Fig.12 FUEL CUTTER (490,495,498)



| Item No. | Part No. | Description | Reqd | Remarks:Serial No. |
|----------|-------------|-------------|------|--------------------|
| 1 | F31A2-42601 | FUEL CUTTER | 2 | |
| 2 | S1106-08016 | BOLT | 2 | |
| 3 | S2000-00008 | WAHSER | 2 | |
| 4 | S2010-00008 | WAHSER | 2 | |

Fig.13 LIGHT UNIT

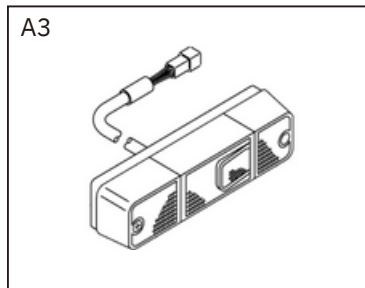
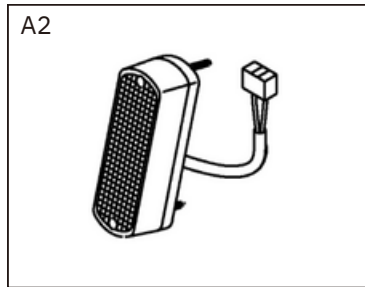
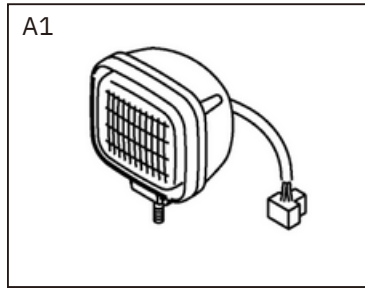


Fig.13

| Item No. | Part No. | Description | Req'd | Remarks:Serial No. |
|----------|--------------|---|-------|--------------------|
| A1 | F31A2-40601 | HEADLIGHT 12V INC.1-14 | 2 | |
| - | DQ8HLQZD-TEU | LED HEADLIGHT 12V INC.1-14 | 2 | LED |
| A2 | F31A2-40701 | FRONT COMBINATION LAMP 12V INC.15-19 | 2 | |
| - | T1348-10041 | LED FRONT COMBINATION LAMP 12V INC.15-19 | 2 | LED |
| A3 | F31A2-40201 | REAR COMBINATION LAMP 12V INC.22-31 | 2 | |
| - | T1348-10051 | LED REAR COMBINATION LAMP 12V INC.22-31 | 2 | LED |

Fig.14 DRIVE UNIT

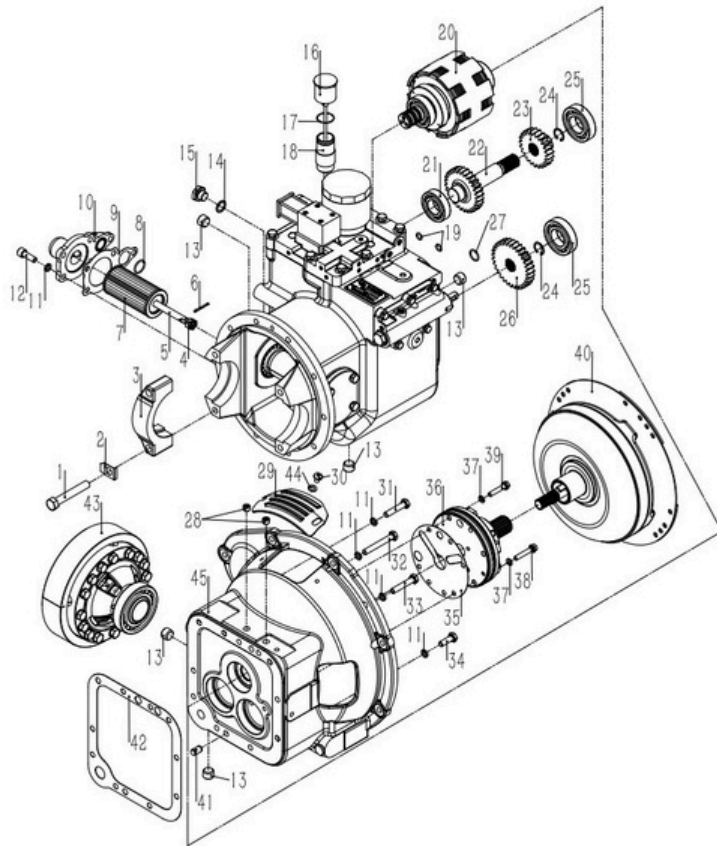


Fig.14

| Item No. | Part No. | Description | Req'd | Remarks:Serial No. |
|----------|------------------------|-----------------|-------|--------------------|
| 1 | YQX30-0101 | BOLT | 4 | |
| 2 | YQX25-0004 | LOCK PLATE | 4 | |
| 3 | YQX25-0101 | HOUSING | 2 | |
| 4 | GB6181-86 M12 | NUT M12 | 1 | |
| 5 | YQX30AS-0502 | SCREW | 1 | |
| 6 | GB/T91-2000 3x30 | PIN 3X30 | 1 | |
| 7 | F31A2-52561 | STRAINER | 1 | |
| 8 | GB1235-1976 28x2.4 | O-RING | 1 | |
| 9 | YQX30AS-0503 | GASKET | 1 | |
| 10 | YQX30AS-0501 | FILTER BASE | 1 | |
| 11 | GB93-87 10-D | WASHER | 14 | |
| 12 | GB70-85 M10 x 30 | SCREW | 5 | |
| 13 | JB/ZQ4446-06 R1/2 | BOLT | 5 | |
| 14 | Q20-03/18 | GASKET (COPPER) | 1 | |
| 15 | JDS30-0046 | BOLT | 1 | |
| 16 | YQX30A-0400 | CAP | 1 | |
| 17 | GB/T3452.1-2005 30x1.8 | O-RING | 1 | |
| 18 | YQX30A-0007 | PIPE | 1 | |
| 19 | GB1235-1976 15x2.4 | O-RING | 2 | |
| 20 | YQX30-1000A | CLUTCH ASSEMBLY | 1 | (2-3t) |
| - | YQX38-1000 | CLUTCH ASSEMBLY | 1 | (3.5-4t) |
| 21 | GB276-94 | BEARING 6206 | 1 | |
| 22 | YQX38-0015 | IDLER SHAFT | 1 | |
| 23 | YQX38-0013 | IDLER GEAR | 1 | |
| 24 | GB/T893-2017 24 | SNAP RING | 2 | |
| 25 | GB276-94 | BEARING 6207 | 2 | |
| 26 | YQX38-0012 | OUTPUT GEAR | 1 | |

Fig.14 DRIVE UNIT

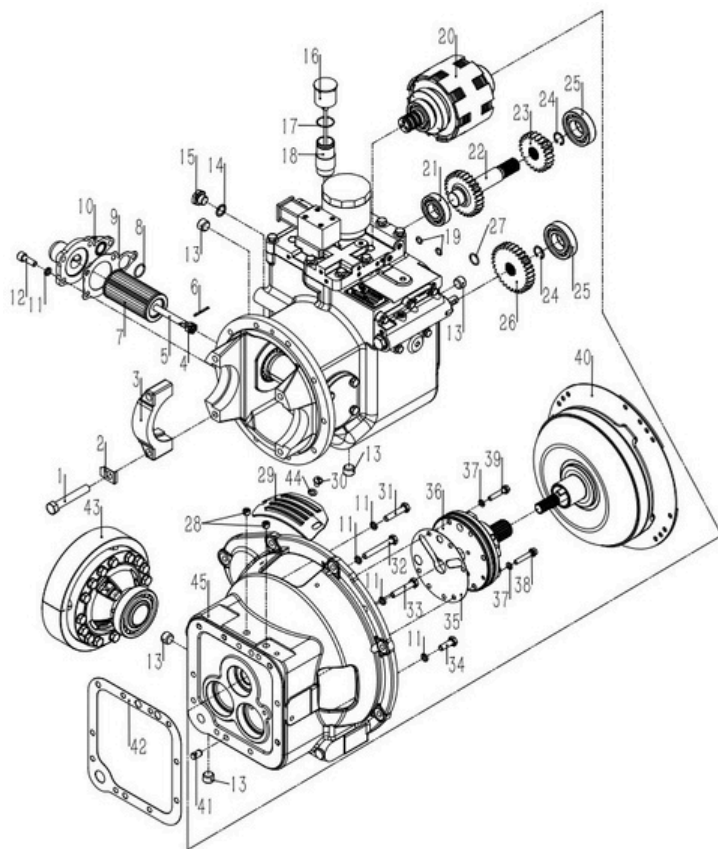


Fig.14

| Item No. | Part No. | Description | Req'd | Remarks:Serial No. |
|----------|------------------------|------------------------|-------|--------------------|
| 27 | GB1235-1976 24x2.4 | O-RING | 1 | |
| 28 | JB/ZQ4446-06 1/4ZG | BOLT | 2 | |
| 29 | YQX30D-0202 | COVER | 1 | |
| 30 | Gb818 M8x12 | BOLT | 2 | |
| 31 | GB/T5783-2016 M10 x 50 | BOLT | 1 | |
| 32 | GB/T5783-2016 M10 x 75 | BOLT | 1 | |
| 33 | GB/T5783-2016 M10 x 55 | BOLT | 3 | |
| 34 | GB/T5783-2016 M10 x 30 | BOLT | 4 | |
| 35 | YQX30-0010 | GASKET | 1 | |
| 36 | YQX30-3000 | CHARGING PUMP ASSEMBLY | 1 | |
| 37 | Q20-03/8 | GASKET (COPPER) | 6 | |
| 38 | YQX30-0031 | BOLT M8 x 45 | 4 | |
| 39 | YQX30-0030 | BOLT M8 x 40 | 2 | |
| 40 | YQX30-6000 | TORQUE-CONVERTER ASSY | 1 | ② (2-3t) |
| - | YQX30H-6000 | TORQUE-CONVERTER ASSY | 1 | ①③④⑤⑥⑦⑧(2-3t) |
| - | YQX38-6000 | TORQUE-CONVERTER ASSY | 1 | ② (3.5-4t) |
| - | YQX38H-6000 | TORQUE-CONVERTER ASSY | 1 | ①③④⑤⑥⑦⑧(3.5-4t) |
| 41 | GB119-1986 B12x20 | PIN | 2 | |
| 42 | YQX30AS-0001 | GASKET | 1 | |
| 43 | YQX25-1-2000 | DIFFERENTIAL ASSEMBLY | 1 | |
| 44 | GB/T97.1 8 | WASHER | 2 | |
| 45 | YQX30H-0201 | CASE, TOR-CON | 1 | ①④⑤⑥⑦⑧ |
| - | YQX30-0201 | CASE, TOR-CON | 1 | ② |
| - | YQX30W-0201 | CASE, TOR-CON | 1 | ③ |

Fig.15 HYDRAULIC CLUTCH

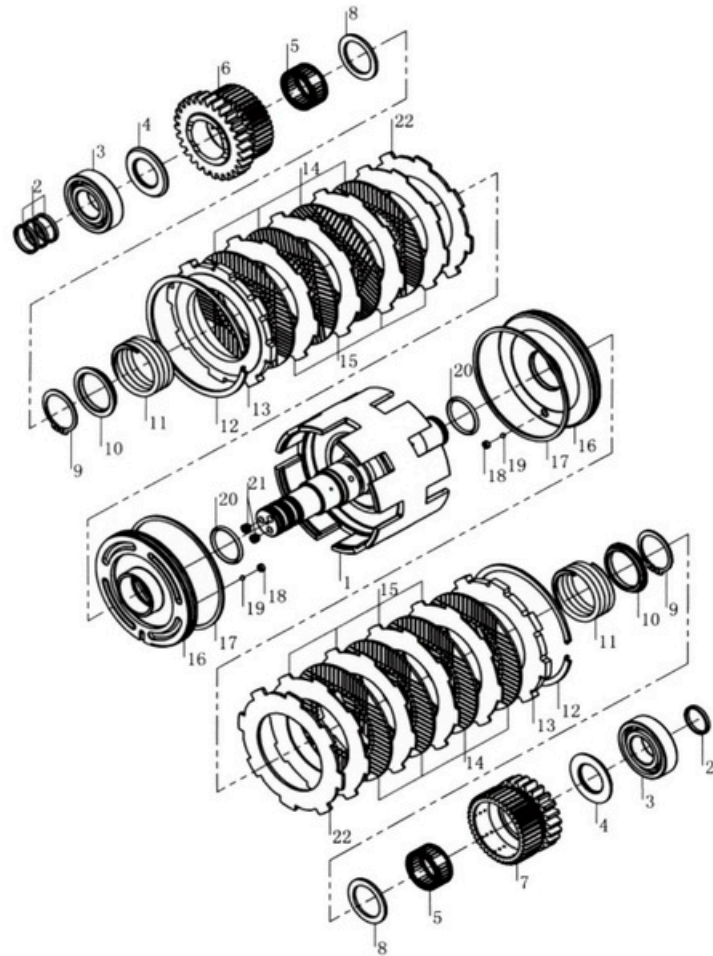


Fig.15

| Item No. | Part No. | Description | Req'd | Remarks:Serial No. |
|----------|--------------------|--------------------------|-------|--------------------|
| 1 | YQX30-1100A | INPUT SHAFT ASSEMBLY | 1 | |
| 2 | YQX30-1006 | SEALING RING (A) | 4 | |
| 3 | GB276-94 | BEARING 6207 | 2 | |
| 4 | YQX30-1007 | THRUST RING (B) | 2 | |
| 5 | GB276-94 | K35X42X20 NEEDLE BEARING | 2 | |
| 6 | YQX38-1005 | REVERSE GEAR | 1 | (2-3t) |
| - | YQX38-1005A | REVERSE GEAR | 1 | (3.5-4t) |
| 7 | YQX38-1003 | FORWARD GEAR | 1 | (2-3t) |
| - | YQX38-1003A | FORWARD GEAR | 1 | (3.5-4t) |
| 8 | YQX30-1008 | THRUST RING (A) | 2 | |
| 9 | GB/T894-2017 40 | SNAP RING 40 | 2 | |
| 10 | YQX30-1009 | SPRING SEAT | 2 | |
| 11 | YQX30-1004 | RETURN SPRING | 2 | |
| 12 | YQX30-1014 | SNAP RING | 2 | |
| 13 | YQX30-1001 | PLATE | 2 | |
| 14 | YQX30-1013B | FRICTION PLATE | 8 | (2-3t) |
| - | YQX30-1013B | FRICTION PLATE | 8 | (3.5-4t) |
| 15 | YQX30-1012A | DIAPHRAGM | 8 | (2-3t) |
| - | YQX38-1012 | DIAPHRAGM | 8 | (3.5-4t) |
| 16 | YQX30-1002B | PISTON | 2 | |
| 17 | YQX30-1011 | SEAL RING (B) | 2 | |
| 18 | YQX30-1010 | PLUG | 2 | |
| 19 | Gb308 3.175 | BALL | 2 | |
| 20 | GB1235-1976 40x3.5 | O-RING | 2 | |
| 21 | Gb78 M8x10 | SCREW | 2 | |
| 22 | YQX30-1016 | BUTTERFLY PLATE | 2 | (2-3t) |
| - | YQX38-1016 | BUTTERFLY PLATE | 2 | (3.5-4t) |

Fig.16 DRIVE UNIT II

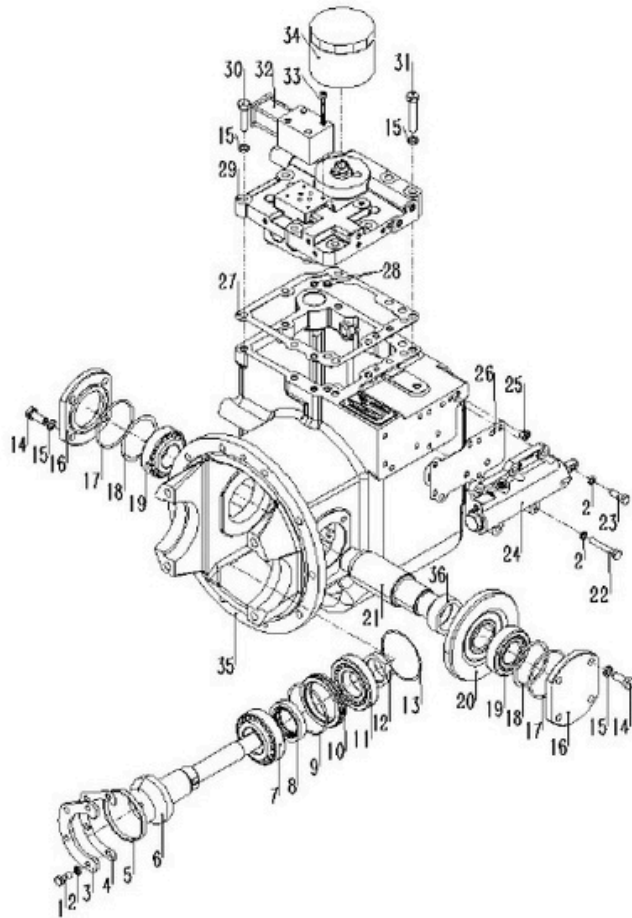


Fig.16

| Item No. | Part No. | Description | Req'd | Remarks:Serial No. |
|----------|------------------------|------------------------------|-------|--------------------|
| 1 | GB/T5783-2016 M8 x 20 | GRADE 8.8 HEXAGON HEAD BOLTS | 4 | |
| 2 | GB93-87 8 | ELASTIC GASKET | 9 | |
| 3 | YQX30-0004 | SUPPORTING PLATE | 1 | |
| 4 | YQX30-0002 | GASKET | ? | |
| 5 | YQX30-0003 | SHAFT RING | 1 | |
| 6 | YQX25-0001 | OUTPUT SHAFT | 1 | |
| 7 | GB276-94 | TAPERED BEARING 32208 | 1 | |
| 8 | YQX30-0005 | OUTPUT SHAFT OIL SEAL | 1 | |
| 9 | GB1235-1976 80x3.1 | O-RINGS | 1 | |
| 10 | YQX30-0001 | OIL SEAL CAGE | 1 | |
| 11 | GB276-94 | TAPERED BEARING 30208 | 1 | |
| 12 | YQX30-0014 | LOCK NUT | 1 | |
| 13 | YQX30-0016 | GASKET | ? | |
| 14 | GB/T5783-2016 M10 x 25 | GRADE 8.8 HEXAGON HEAD BOLTS | 8 | |
| 15 | GB93-87 10-D | ELASTIC GASKET 10 | 16 | |
| 16 | YQX30-0021 | BEARING CAPS | 2 | |
| 17 | GB1235-1976 75x3.1 | O-RINGS | 2 | |
| 18 | YQX30-0017 | GASKET | ? | |
| 19 | GB276-94 | TAPERED BEARING 32207 | 2 | |
| 20 | YQX25-0003 | SPIRAL BEVEL GEAR | 1 | |
| 21 | YQX25-0002 | GEAR SHAFT | 1 | |
| 22 | GB/T5783-2016 M8 x 25 | GRADE 8.8 HEXAGON HEAD BOLTS | 3 | |
| 23 | GB/T5783-2016 M8 x 50 | GRADE 8.8 HEXAGON HEAD BOLTS | 2 | |
| 24 | YQX30-5000 | MICRO-VALVE ASSEMBLY | 1 | |
| 25 | JB/ZQ4446-06 1/4ZG | HEXAGON SOCKET PLUG | 1 | |
| 26 | YQX30-0022 | GASKET | 1 | |
| 27 | YQX30-0008 | GASKET | 1 | |
| 28 | GB1235-1976 11x1.9 | O-RINGS | 2 | |
| 29 | YQX30D-4100 | CONTROL VALVE ASSEMBLY | 1 | |
| 30 | GB/T5783-2016 M10 x 40 | GRADE 8.8 HEXAGON HEAD BOLTS | 6 | |
| 31 | GB/T5783-2016 M10 x 55 | GRADE 8.8 HEXAGON HEAD BOLTS | 2 | |
| 32 | YQX30D-4210A | SOLENOID VALVE | 1 | |
| 33 | GB70-85 M5x50 | HEXAGON SOCKET HEAD SCREWS | 4 | |
| 34 | YQX30A-0300 | OIL FILTER II | 1 | |
| 35 | YQX25AS-0102 | SHELL | 1 | |
| 36 | YQX30-0019 | BUSHINGS | 1 | |

Fig.17 REDUCTION & DIFFERENTIAL

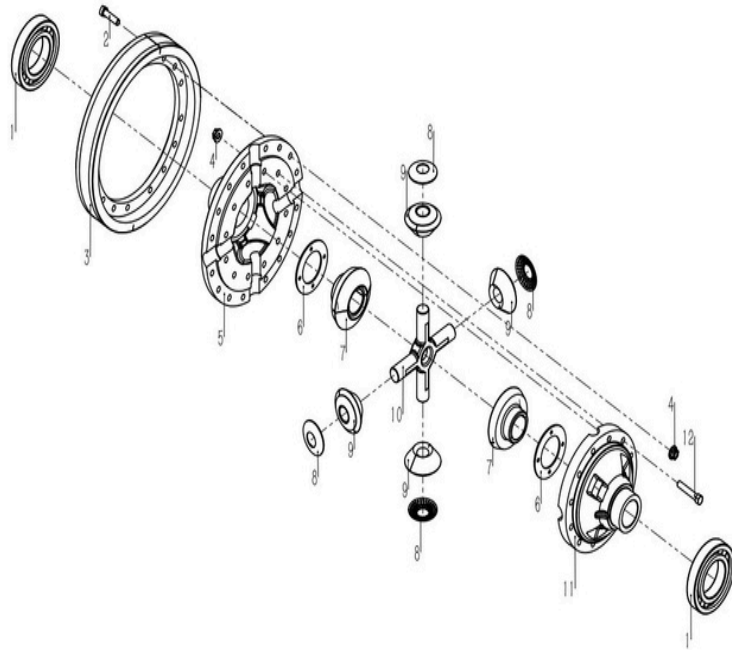
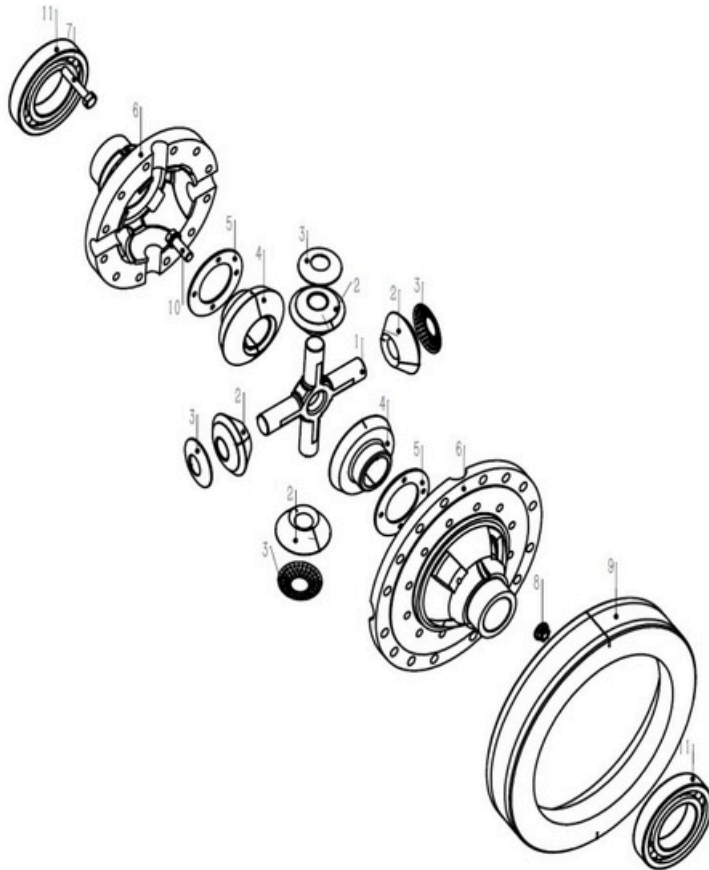


Fig.17

| Item No. | Part No. | Description | Req'd | Remarks:Serial No. |
|----------|-----------------|------------------|-------|--------------------|
| 1 | GB276-94 | BEARING 6211 | 2 | |
| 2 | YQX30-2002 | BOLT | 16 | (2-3t) |
| 3 | YQX30-2003 | GEAR | 1 | (2-3t) |
| 4 | GB/T6177.2 | BOLT | 28 | (2-3t) |
| 5 | YQX30-2101 | CASE RH | 1 | (2-3t) |
| 6 | YQX30-2007 | WASHER | 2 | |
| 7 | YQX30-2009 | GEAR | 2 | |
| 8 | YQX30-2004 | WASHER | 4 | |
| 9 | YQX30-2006 | GEAR, PLANET | 4 | |
| 10 | YQX30-2005/2008 | CROSS GEAR SHAFT | 1 | |
| 11 | YQX30-2102 | CASE LH | 1 | (2-3t) |
| 12 | YQX30-2104 | BOLT | 12 | |

Fig.17 REDUCTION & DIFFERENTIAL

Fig.17



| Item No. | Part No. | Description | Req'd | Remarks:Serial No. |
|----------|-----------------|------------------|-------|--------------------|
| 1 | YQX30-2005/2008 | CROSS GEAR SHAFT | 1 | |
| 2 | YQX30-2006 | GEAR, PLANET | 4 | |
| 3 | YQX30-2004 | WASHER | 4 | |
| 4 | YQX30-2009 | GEAR | 2 | |
| 5 | YQX30-2007 | WASHER | 2 | |
| 6 | YQX38-2100 | CASE | 1 | (3.5-4t) |
| 7 | YQX30-2104 | BOLT | 12 | |
| 8 | GB/T6177.2 | NUT | 12 | (3.5-4t) |
| 9 | YQX38-2003 | GEAR | 1 | (3.5-4t) |
| 10 | YQX38-2002 | BOLT | 16 | (3.5-4t) |
| 11 | GB276-94 | BEARING | 2 | |

Fig.18 DRIVE AXLE

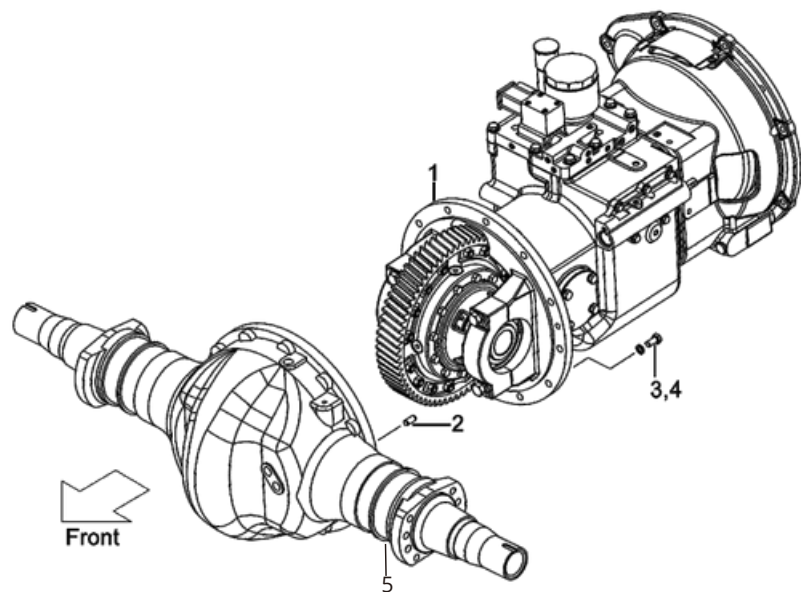


Fig.18

| Item No. | Part No. | Description | Req'd | Remarks:Serial No. |
|----------|----------------|-------------|-------|--------------------|
| 1 | T31A2-50002 | DRIVE UNIT | 1 | ② (2-3t) |
| - | T38A2-50002 | DRIVE UNIT | 1 | ② (3.5-4t) |
| - | F31C2-50002 | DRIVE UNIT | 1 | ①④⑤⑥⑦⑧(2-3t) |
| - | F38S2-50002 | DRIVE UNIT | 1 | ①④⑤⑥⑦⑧(3.5-4t) |
| - | F31Q2-50002 | DRIVE UNIT | 1 | ③ (2-3t) |
| - | F38Q2-50002 | DRIVE UNIT | 1 | ③ (3.5-4t) |
| 2 | S2212-10020 | PIN | 1 | |
| 3 | S1106-12040 | BOLT | 12 | |
| 4 | S2010-00012 | WASHER | 12 | |
| 5 | AQ-F21A3-00011 | DRIVE AXLE | 1 | (2-2.5t) |
| - | LD-N21A3-00011 | DRIVE AXLE | 1 | (2-2.5t) |
| - | AQ-F31A3-00011 | DRIVE AXLE | 1 | (3-3.5t) |
| - | LD-N31A3-00011 | DRIVE AXLE | 1 | (3-3.5t) |
| - | AQ-F38A3-00011 | DRIVE AXLE | 1 | (4t) |

Fig.18 DRIVE AXLE

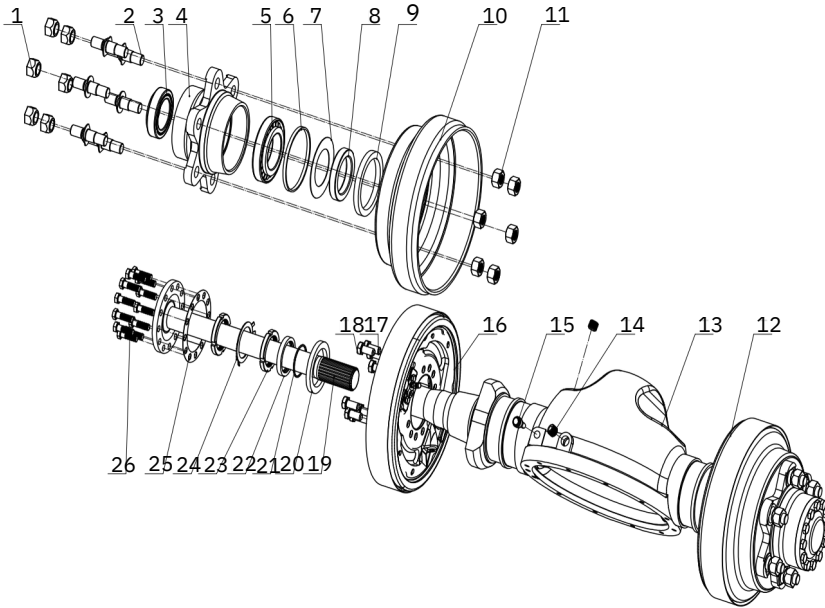
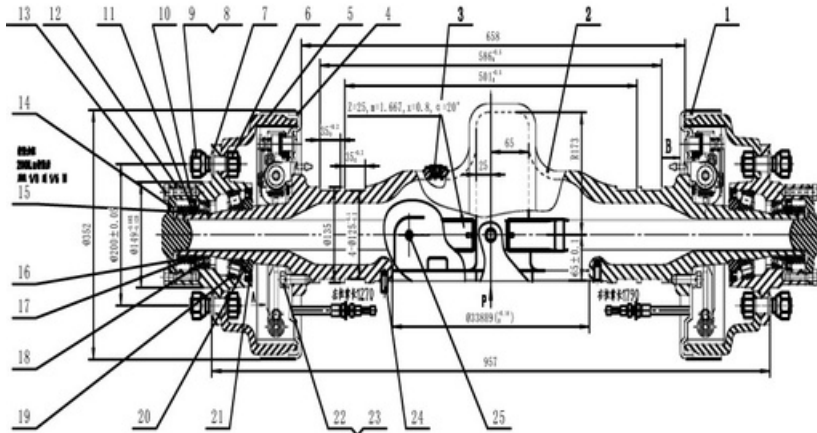


Fig.18

| Item No. | Part No. | Description | Req'd | Remarks:Serial No. |
|----------|-------------------|----------------------|-------|--------------------|
| A1 | AQ-F21A3-00011 | AXLE-ASS'Y STEERING | 1 | |
| 1 | AQ-24354-32311 | NUT | 12 | |
| 2 | AQ-24353-72001 | NUT | 12 | |
| 3 | AQ-Z-33012 | BEARING | 2 | |
| 4 | AQ-A20A3-02011JXX | HUB | 2 | |
| 5 | AQ-Z-30214 | BEARING | 2 | |
| 6 | AQ-22493-00020G | WASHER | 2 | |
| 7 | AQ-22493-00030G | SHADE | 2 | |
| 8 | AQ-24453-02121G | SNAP RING | 2 | |
| 9 | AQ-Z6351-01004 | OIL SEAL | 2 | |
| 10 | AQ-22673-02031 | BRAKE DRUM | 2 | |
| 11 | AQ-B4223-00020 | NUT | 12 | |
| 12 | AQ-REF00056R | WHEEL BRAKE ASSY,RH | 1 | |
| 13 | AQ-A22A3-02041A | HOUSING, FRONT AXLE | 1 | |
| 14 | AQ-22193-03001 | HOUSING, AXLE | 3 | |
| 15 | AQ-90106-65690 | BREATHER PLUG | 1 | |
| 16 | AQ-REF00056L | WHEEL BRAKE ASSY, LH | 1 | |
| 17 | AQ-25953-72001 | BOLT | 4 | |
| 18 | AQ-A22A3-02051 | BOLT | 12 | |
| 19 | AQ-A20A3-02021 | HALF SHAFT | 2 | |
| 20 | AQ-25555-00009 | OIL SEAL | 2 | |
| 21 | AQ-25555-00008 | O RING | 2 | |
| 22 | AQ-25555-00007 | BUSHING | 2 | |
| 23 | AQ-25555-00004 | NUT | 4 | |
| 24 | AQ-25555-00006 | BUSHING | 2 | |
| 25 | AQ-A22A3-02031 | SHAFT WASHER | 2 | |
| 26 | AQ-24453-02061 | BOLT FOR HALF SHAFT | 24 | |

Fig.18 DRIVE AXLE

Fig.18



| Item No. | Part No. | Description | Req'd | Remarks:Serial No. |
|----------|--------------------|----------------------|-------|--------------------|
| A1 | LD-N21A3-00011 | AXLE-ASS'Y STEERING | 1 | |
| 1 | LD-Q20LD008-A | WHEEL BRAKE ASSY,RH | 1 | |
| 2 | LD-Q20LD006 | HOUSING, FRONT AXLE | 1 | |
| 3 | LD-Q30LD006 | HOUSING, AXLE | 3 | |
| 4 | LD-Q20LD007-A | WHEEL BRAKE ASSY, LH | 1 | |
| 5 | LD-Q20LD004 | BRAKE DRUM | 2 | |
| 6 | LD-GB/T6171-2000 | NUT | 12 | |
| 7 | LD-Q20LD015 | HUB | 2 | |
| 8 | LD-Q20LD005 | BOLT | 12 | |
| 9 | LD-Q20LD021 | NUT | 12 | |
| 10 | LD-GB/T13871-1992 | OIL SEAL | 2 | |
| 11 | LD-Q30LD016A | SPACER | 2 | |
| 12 | LD-Q30LD013 | WASHER | 2 | |
| 13 | LD-Q30LD012 | BOLT | 24 | |
| 14 | LD-Q20LD001 | HALF AXLE | 2 | |
| 15 | LD-GB/T810-1988 | NUT | 4 | |
| 16 | LD-GB/T858-1988 | WASHER-BLOCK | 2 | |
| 17 | LD-GB/T3452.1-2005 | OIL RING | 2 | |
| 18 | LD-GB/T297-1994 | BEARING 32012 | 2 | |
| 19 | LD-GB/T297-1994 | BEARING 30214 | 2 | |
| 20 | LD-Q30LD020A | NUT | 2 | |
| 21 | LD-GB/T13871-1992 | OIL SEAL | 2 | |
| 22 | LD-GB/T93-1987 | SPRING WASHER | 16 | |
| 23 | LD-Q30LD019 | BOLT | 16 | |
| 24 | LD-GB/T119.1-2000 | PIN | 1 | |
| 25 | LD-Z30LO-00013 | AIR BREATHER | 1 | |

Fig.18 DRIVE AXLE

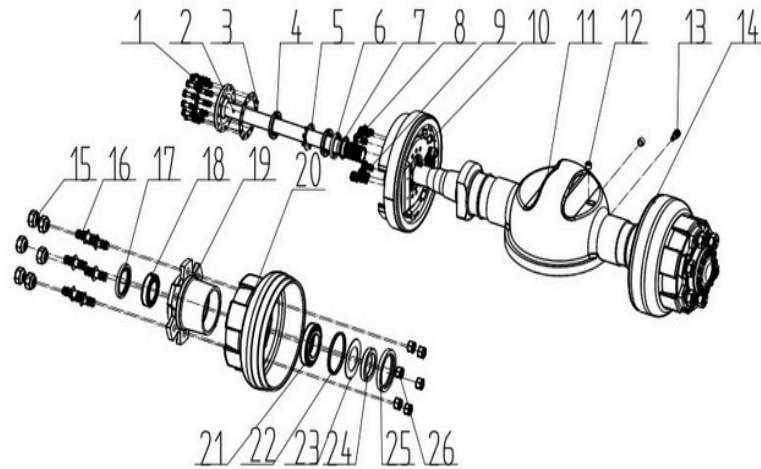


Fig.18

| Item No. | Part No. | Description | Req'd | Remarks:Serial No. |
|----------|-----------------|----------------------|-------|--------------------|
| A1 | AQ-F31A3-00011 | AXLE-ASSY,DRIVE | 1 | |
| 1 | AQ-24453-02061 | BOLT FOR HALF SHAFT | 24 | |
| 2 | AQ-A22J3-02011 | SHAFT WASHER | 2 | |
| 3 | AQ-A22A3-02031 | PACKING | 2 | |
| 4 | AQ-25555-00004 | NUT | 4 | |
| 5 | AQ-25555-00006 | LOCK WASHER | 2 | |
| 6 | AQ-25555-00007 | BUSHING | 2 | |
| 7 | AQ-25555-00008 | O RING | 2 | |
| 8 | AQ-25953-72001 | BOLT 1, WHEEL BRAKE | 4 | |
| 9 | AQ-A22A3-02051 | BOLT 2, WHEEL BRAKE | 12 | |
| 10 | AQ-24433-70401 | WHEEL BRAKE ASSY,RH | 1 | |
| 11 | AQ-Q03B4-10100 | HOUSING, FRONT AXLE | 1 | (3-4t) |
| 12 | AQ-22193-03001 | HOUSING, AXLE | 3 | |
| 13 | AQ-90106-65690 | BREATHER PLUG | 1 | |
| 14 | AQ-24433-70411 | WHEEL BRAKE ASSY, LH | 1 | |
| 15 | AQ-23913-02041 | NUT, FRONT HUB | 12 | |
| 16 | AQ-25303-02102 | BOLT, FRONT HUB | 12 | |
| 17 | AQ-25555-00009 | OIL SEAL | 2 | |
| 18 | AQ-Z-33012 | BEARING | 2 | |
| 19 | AQ-25555-00003 | FRONT HUB | 2 | |
| 20 | AQ-24453-02131 | BRAKE DRUM | 2 | |
| 21 | AQ-Z-30214 | BEARING | 2 | |
| 22 | AQ-22493-00002G | WASHER | 2 | |
| 23 | AQ-22493-00030G | SHADE | 2 | |
| 24 | AQ-24453-02121G | SNAP RING | 2 | |
| 25 | AQ-Z6351-01004 | OIL SEAL | 2 | |
| 26 | AQ-B4223-00020 | NUT | 12 | |

Fig.18 DRIVE AXLE

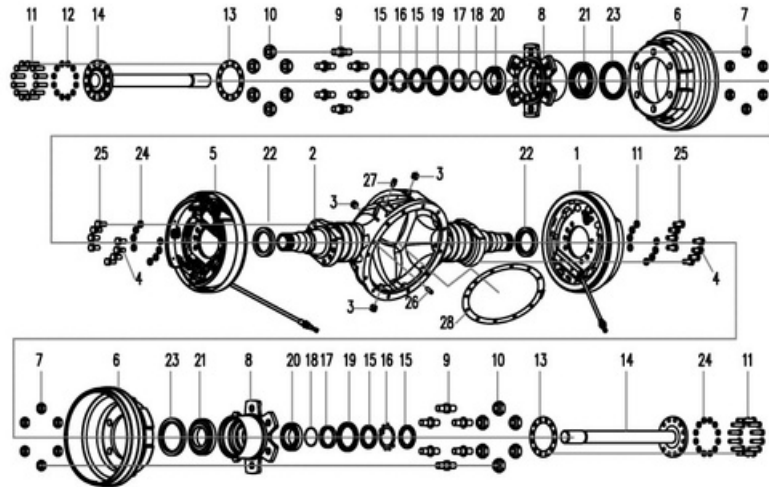


Fig.18

| Item No. | Part No. | Description | Req'd | Remarks:Serial No. |
|----------|--------------------|----------------------|-------|--------------------|
| A1 | LD-N31A3-00011 | AXLE-ASSY,DRIVE | 1 | |
| 1 | LD-Q30LD003-A | WHEEL BRAKE ASSY,RH | 1 | |
| 2 | LD-Q30LD004 | HOUSING, AXLE | 1 | |
| 3 | LD-Q30LD006 | PLUG | 3 | |
| 4 | LD-Q30LD018 | BOLT | 4 | |
| 5 | LD-Q30LD002-A | WHEEL BRAKE ASSY, LH | 1 | |
| 6 | LD-Q30LD008 | BRAKE DRUM | 2 | |
| 7 | LD-GB/T6171-2000 | NUT | 12 | |
| 8 | LD-Q30LD009 | HUB | 2 | |
| 9 | LD-Q30LD010A | BOLT | 12 | |
| 10 | LD-Q30LD011 | NUT | 12 | |
| 11 | LD-Q30LD012 | BOLT | 24 | |
| 12 | LD-GB/T93-1987 | SPRING WASHER | 24 | |
| 13 | LD-Q30LD013 | WASHER | 2 | |
| 14 | LD-Q30LD007 | HALF AXLE | 2 | |
| 15 | LD-GB/T810-1988 | NUT | 4 | |
| 16 | LD-GB/T858-1988 | WASHER-BLOCK | 2 | |
| 17 | LD-Q30LD016 | SPACER | 2 | |
| 18 | LD-GB/T3452.1-2005 | O-RING | 2 | |
| 19 | LD-GB/T13871-1992 | OIL SEAL | 2 | |
| 20 | LD-GB/T297-1994 | BEARING 32012 | 2 | |
| 21 | LD-GB/T297-1994 | BEARING 30214 | 2 | |
| 22 | LD-Q30LD020 | SPACER | 2 | |
| 23 | LD-GB/T13871-1992 | OIL SEAL | 2 | |
| 24 | LD-GB/T93-1987 | SPRING WASHER | 16 | |
| 25 | LD-Z6351-01004 | BOLT | 12 | |
| 26 | LD-GB/T119.1-2000 | PIN | 1 | |
| 27 | LD-Z30L0-00013 | AIR BREATHER | 1 | |
| 28 | LD-Q30LD021 | WASHER | 1 | |

Fig.19 STEERING AXLE

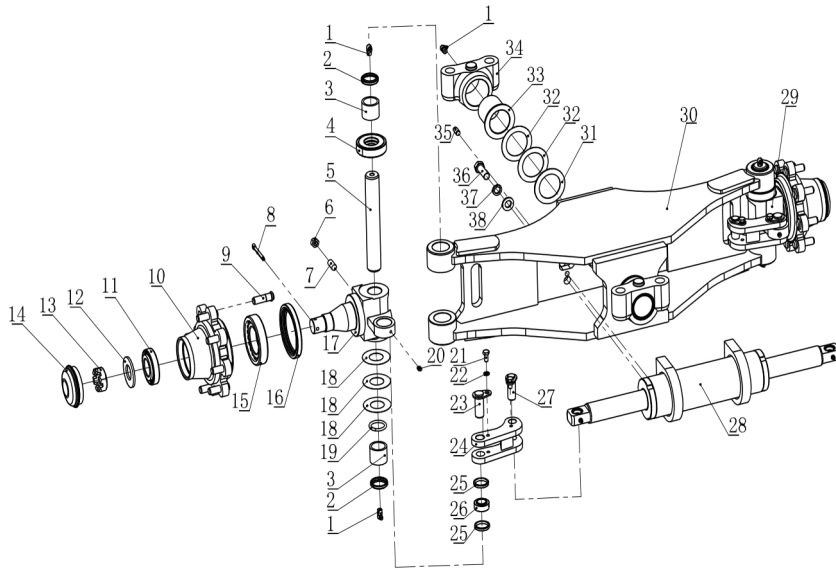
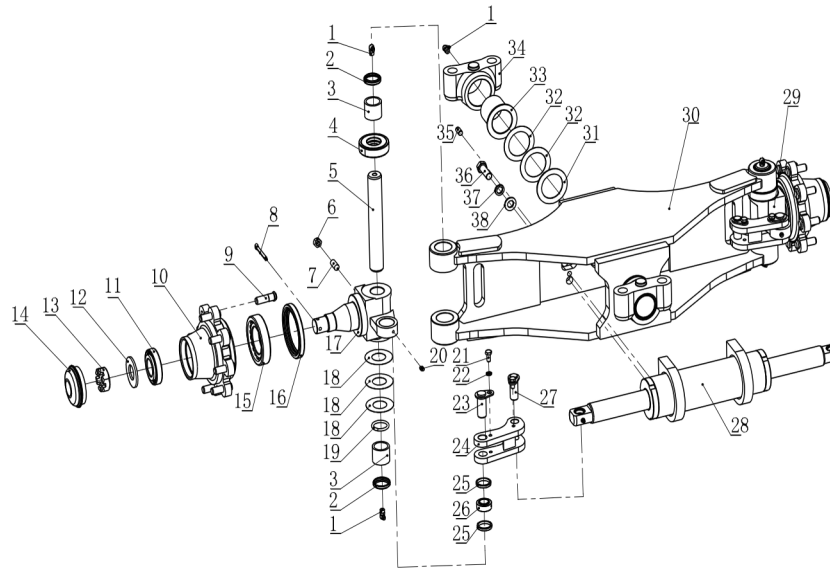


Fig.19

| Item No. | Part No. | Description | Req'd | Remarks:Serial No. |
|----------|----------------|---------------------|-------|--------------------|
| A1 | F36A4-30011a | AXLE-ASS'Y STEERING | 1 | |
| 1 | Q701B90 | PITTING | 6 | |
| 2 | 23654-32081 | SEAL,OIL | 4 | |
| 3 | Z-943/32 | BRG,NEEDLE | 4 | |
| 4 | Z-198908P | BEARING | 2 | |
| 5 | A21B4-32222KP | KING PIN | 2 | |
| 6 | B4133-00012B | NUT | 2 | |
| 7 | B8050-12030B | BOLT | 2 | |
| 8 | B3010-6P350 | PIN | 2 | |
| 9 | 23654-32041B | BOLT,HUB | 16 | |
| 10 | A21B4-32241 | HUB | 2 | |
| 11 | Z-30207 | BRG,TAPER-ROLLER | 2 | |
| 12 | G27Z4-30711 | WASHER | 2 | |
| 13 | A21B4-32311 | NUT | 2 | |
| 14 | 1218-10200 | CAP,HUB | 2 | |
| 15 | Z-30211 | BRG,TAPER-ROLLER | 2 | |
| 16 | Z6301-08524 | PACKING | 2 | |
| 17 | F36A4-30311 | KNUCKLE | 1 | |
| 18 | 22214-30321 | SHIM | 6 | |
| 19 | 23654-32161 | O-RING | 2 | |
| 20 | Q700B06 | FITTING | 2 | |
| 21 | B0330-08016B | BOLT | 4 | |
| 22 | B5050-00008B | WASHER | 4 | |
| 23 | HC514A2-42721B | PIN | 2 | |
| 24 | HC533A2-42071B | YOKE | 2 | |
| 25 | HC215E4-52301 | BUSHING | 4 | |
| 26 | Z-GE20ES | SPHERE FACE JOINT | 2 | |
| 27 | HC533A2-42101B | PIN | 2 | |

Fig.19 STEERING AXLE

Fig.19



| Item No. | Part No. | Description | Req'd | Remarks: Serial No. |
|----------|--------------|-------------------|-------|---------------------|
| 28 | GCH080TU-00 | POWER CYL,ASSY | 1 | |
| 29 | F36A4-30311 | KNUCKLE,RH | 1 | |
| 30 | F36A4-30111 | HOUSING,AXLE | 1 | |
| 31 | A21B4-32301 | SHIM T2.0 | 2 | |
| 32 | A21B4-32291 | SHIM T0.5 | 4 | |
| 33 | A21B4-32181B | BUSHING | 2 | |
| 34 | A21B4-32171 | SUPPORT,REAR AXLE | 2 | |
| 35 | B3130-10020 | PIN | 2 | |
| 36 | B0530-14040B | BOLT | 4 | |
| 37 | B5050-00014B | PACKING | 4 | |
| 38 | B5313-00014 | WASHER | 4 | |

Fig.19 STEERING AXLE 2-2.5T

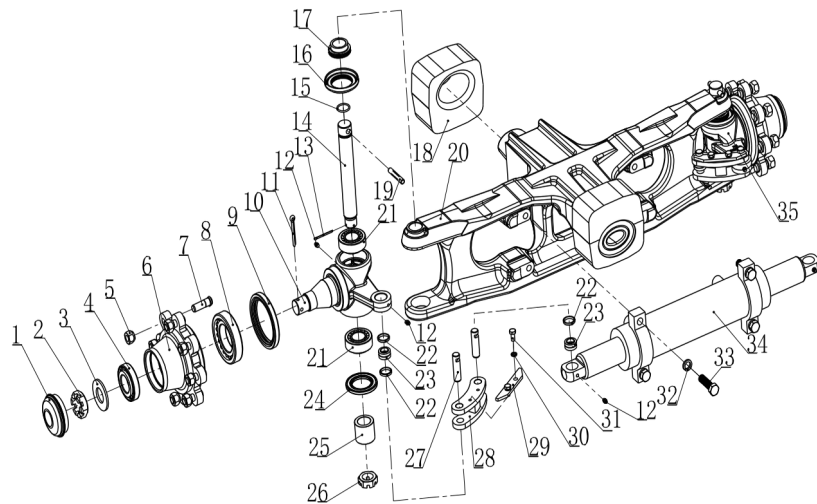


Fig.19

| Item No. | Part No. | Description | Req'd | Remarks:Serial No. |
|----------|----------------|---------------------|-------|--------------------|
| A1 | Z02M1-10000MKS | AXLE-ASS'Y STEERING | 1 | |
| 1 | 1218-10200 | CAP,HUB | 2 | |
| 2 | A21B4-32311 | NUT | 2 | |
| 3 | G27Z4-30711 | WASHER | 2 | |
| 4 | Z-30207 | BRG,TAPER-ROLLER | 2 | |
| 5 | 23654-34051B | BOLT,HUB | 16 | |
| 6 | A21B4-32241 | HUB | 2 | |
| 7 | 23654-32041B | BOLT,HUB | 16 | |
| 8 | Z-30211 | BRG,TAPER-ROLLER | 2 | |
| 9 | Z6301-08524 | PACKING | 2 | |
| 10 | G27Z4-33311 | KNUCKLE | 1 | |
| 11 | B3010-6P350 | PIN | 2 | |
| 12 | Q700B06 | FITTING | 6 | |
| 13 | 15225 | PIN | 2 | |
| 14 | G27Z4-33031CQ | KING PIN | 2 | |
| 15 | Z6053-02502 | O-RING 25X2.65 | 2 | |
| 16 | 264973 | SEAL | 2 | |
| 17 | G27Z4-33051 | SPACER | 2 | |
| 18 | H24N4-32451 | SHOCK ABSORBERS | 2 | |
| 19 | 226986B | PIN ϕ 9.5X57 | 2 | |
| 20 | Z02M1-10200MKS | HOUSING,AXLE | 1 | |
| 21 | Z-33206 | BEARING | 4 | |
| 22 | H24C4-12003 | BUSHING | 6 | |
| 23 | Z-GE16ES | SPHERE FACE JOINT | 4 | |
| 24 | G27Z4-33201 | SEAL | 2 | |
| 25 | G27Z4-33071 | BUSHING | 2 | |
| 26 | 249289 | NUT | 2 | |
| 27 | A21B4-32261AB | PIN | 4 | |

Fig.19 STEERING AXLE 2-2.5T

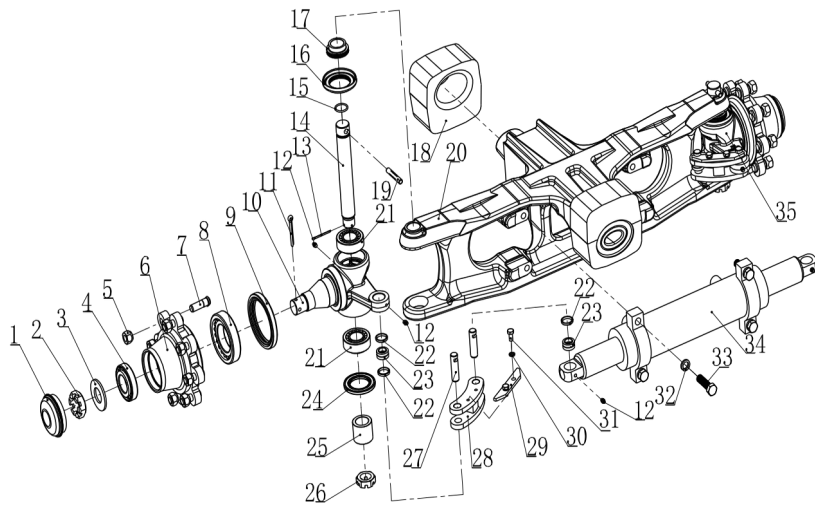


Fig.19

| Item No. | Part No. | Description | Req'd | Remarks:Serial No. |
|----------|--------------|----------------|-------|--------------------|
| 28 | A21B4-32081B | YOKE | 2 | |
| 29 | A21B4-32300B | STOPPER | 2 | |
| 30 | B5050-00008B | WASHER | 4 | |
| 31 | B0330-08016B | BOLT M8X16 | 4 | |
| 32 | B5050-00014B | WASHER | 4 | |
| 33 | B0330-14050B | BOLT | 4 | |
| 34 | Z03M2-10400 | POWER CYLINDER | 1 | |
| 35 | G27Z4-33301 | KNUCKLE,RH | 1 | |

Fig.19 STEERING AXLE 3-3.5T

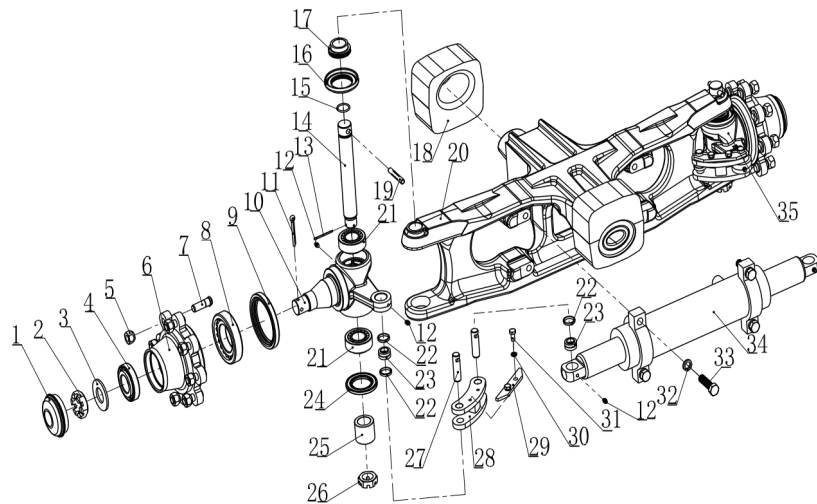


Fig.19

| Item No. | Part No. | Description | Req'd | Remarks:Serial No. |
|----------|----------------|---------------------|-------|--------------------|
| A1 | Z03M2-10000MKS | AXLE-ASS'Y STEERING | 1 | |
| 1 | 1218-10200 | CAP,HUB | 2 | |
| 2 | A21B4-32311 | NUT | 2 | |
| 3 | G27Z4-30711 | WASHER | 2 | |
| 4 | Z-30207 | BRG,TAPER-ROLLER | 2 | |
| 5 | 23654-34051B | BOLT,HUB | 16 | |
| 6 | A21B4-32241 | HUB | 2 | |
| 7 | 23654-32041B | BOLT,HUB | 16 | |
| 8 | Z-30211 | BRG,TAPER-ROLLER | 2 | |
| 9 | Z6301-08524 | PACKING | 2 | |
| 10 | G27Z4-33311 | KNUCKLE | 1 | |
| 11 | B3010-6P350 | PIN | 2 | |
| 12 | Q700B06 | FITTING | 6 | |
| 13 | 15225 | PIN | 2 | |
| 14 | G27Z4-33031CQ | KING PIN | 2 | |
| 15 | Z6053-02502 | O-RING 25X2.65 | 2 | |
| 16 | 264973 | SEAL | 2 | |
| 17 | G27Z4-33051 | SPACER | 2 | |
| 18 | H24N4-32451 | SHOCK ABSORBERS | 2 | |
| 19 | 226986B | PIN ϕ 9.5X57 | 2 | |
| 20 | Z03M2-10200MKS | HOUSING,AXLE | 1 | |
| 21 | Z-33206 | BEARING | 4 | |
| 22 | H24C4-12003 | BUSHING | 6 | |
| 23 | Z-GE16ES | SPHERE FACE JOINT | 4 | |
| 24 | G27Z4-33201 | SEAL | 2 | |
| 25 | G27Z4-33071 | BUSHING | 2 | |
| 26 | 249289 | NUT | 2 | |
| 27 | A21B4-32261AB | PIN | 4 | |

Fig.19 STEERING AXLE 3-3.5T

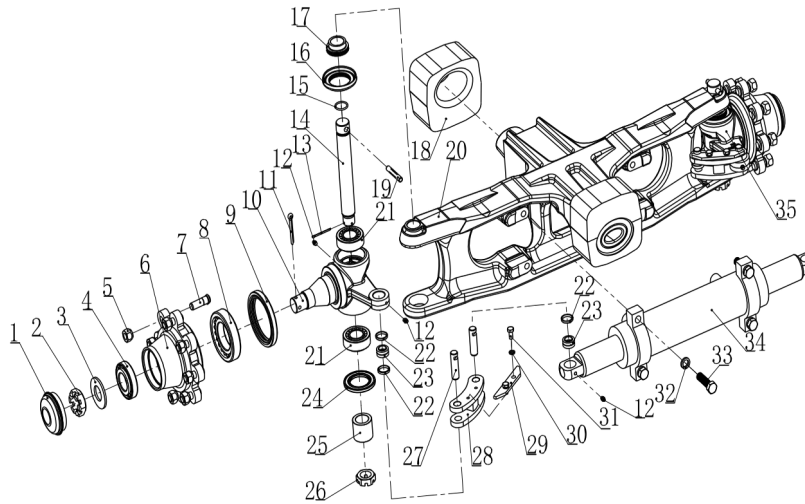


Fig.19

| Item No. | Part No. | Description | Req'd | Remarks:Serial No. |
|----------|--------------|----------------|-------|--------------------|
| 28 | A21B4-32081B | YOKE | 2 | |
| 29 | A21B4-32300B | STOPPER | 2 | |
| 30 | B5050-00008B | WASHER | 4 | |
| 31 | B0330-08016B | BOLT M8X16 | 4 | |
| 32 | B5050-00014B | WASHER | 4 | |
| 33 | B0330-14050B | BOLT | 4 | |
| 34 | Z03M2-10400 | POWER CYLINDER | 1 | |
| 35 | G27Z4-33301 | KNUCKLE,RH | 1 | |

Fig.20 AXLE SUPPORT

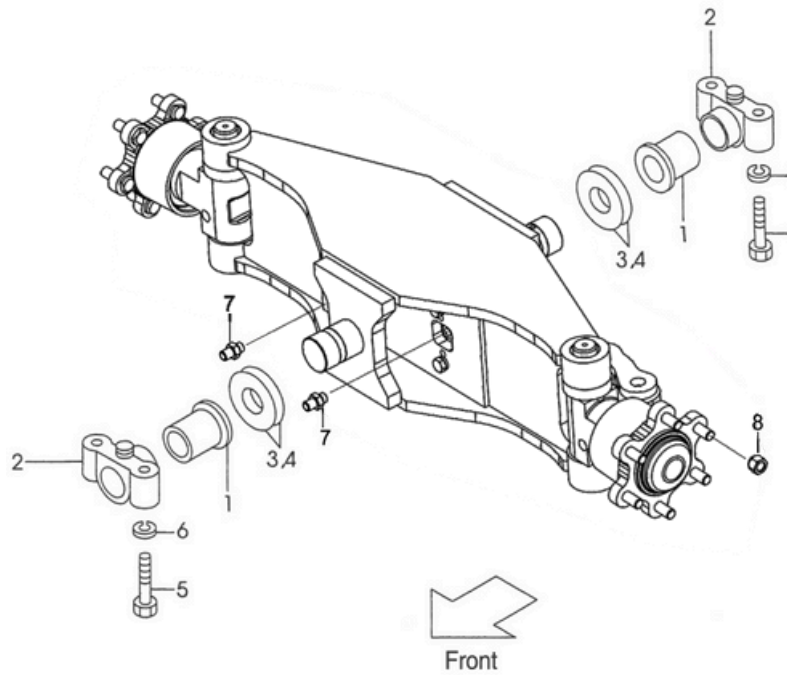
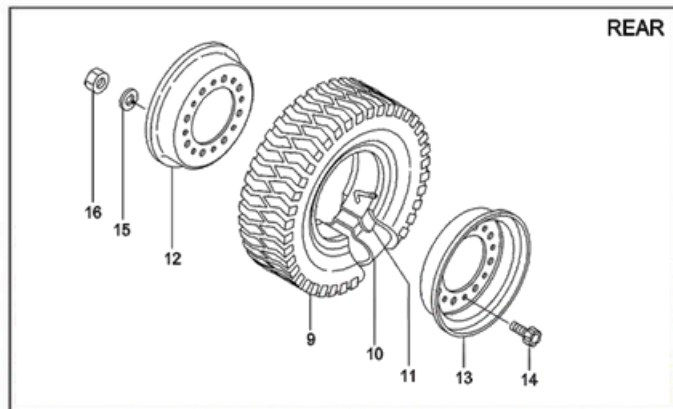
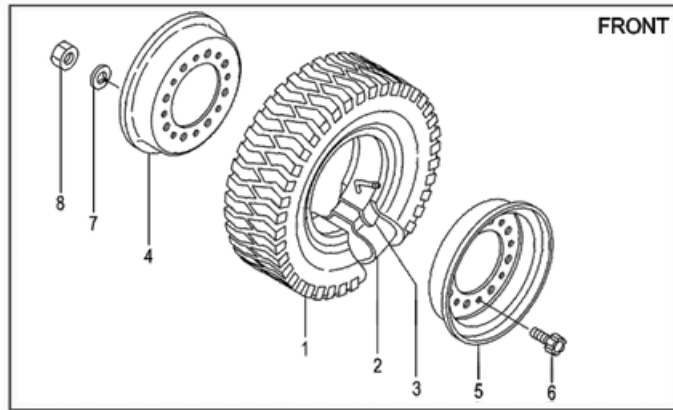


Fig.20

| Item No. | Part No. | Description | Req'd | Remarks:Serial No. |
|----------|--------------|---|-------|--------------------|
| A1 | F36A4-30011a | STEERING AXLE ASSY | 1 | |
| 1 | A21B4-32181B | BUSHING | 2 | |
| 2 | A21B4-32171 | SUPPORT,REAR AXLE | 2 | |
| 3 | A21B4-32301 | SHIMT $\phi 53 \times \phi 76 \times 2$ | 2 | |
| 4 | A21B4-32291 | SHIMT $\phi 53 \times \phi 76 \times 0.5$ | 4 | |
| 5 | S1106-20080 | BOLT | 4 | |
| 6 | S2010-00020 | PACKING | 4 | |
| 7 | F31A7-60391 | NIPPLE | 2 | |
| 8 | F31A4-34051 | NUT | 16 | |

Fig.21 WHEEL (2 Ton, 2.5Ton)

Fig.21



| Item No. | Part No. | Description | Req'd | Remarks:Serial No. |
|----------|---------------|--------------------------------|-------|--------------------|
| A1 | F21A4-40101 | FRONT WHEEL ASS'Y (Inc.1-8) | 2 | |
| - | N15A4-40101 | FRONT WHEEL ASS'Y (Inc.1-8) | 2 | |
| 1 | F21A4-40201 | TIRE ASS'Y 7.00-12-12PR | 2 | |
| - | N15A4-40201 | TIRE ASS'Y 6.50-10-10PR | 2 | |
| 2 | F21A4-40221 | TUBE 7.00-12-12T | 2 | |
| - | N15A4-40221 | TIRE ASS'Y 6.50-10-10PR | 2 | |
| 3 | F21A4-40231 | FLAP 7.00-12-12F | 2 | |
| - | N15A4-40231 | FLAP 6.50-10-10PR | 2 | |
| B | F21A4-42501 | RIM ASS'Y (INC.4-8) | 2 | |
| - | N15A4-42501 | RIM ASS'Y (INC.4-8) | 2 | |
| 4 | F21A4-42511 § | RIM, INNER | 2 | |
| - | N15A4-42511 | RIM, INNER | 2 | |
| 5 | F21A4-42521 § | RIM, OUTER | 2 | |
| - | N15A4-42521 | RIM, OUTER | 2 | |
| ※1 | K-514A3-49811 | BOLT SET (Inc.6-8) | 2 | |
| 6 | F21A4-41630 ※ | BOLT | 12 | |
| 7 | S2011-00016 ※ | WASHER | 12 | |
| 8 | S1400-10016 ※ | NUT | 12 | |
| C | F21A4-40501 | REAR WHEEL ASS'Y (Inc.9-16) | 2 | |
| - | N15A4-40501 | REAR WHEEL ASS'Y (Inc.9-16) | 2 | |
| 9 | F21A4-40211 | TIRE ASS'Y 6.00-9-10PR | 2 | |
| - | N15A4-40211 | TIRE ASS'Y 5.00-8-10PR | 2 | |
| 10 | F21A4-40241 | TUBE 6.00-9-10T | 2 | |
| - | N15A4-40241 | TUBE 5.00-8-10T | 2 | |
| 11 | F21A4-40251 | FLAP6.00-9-10F | 2 | |

Fig.21 WHEEL (2 Ton, 2.5Ton)

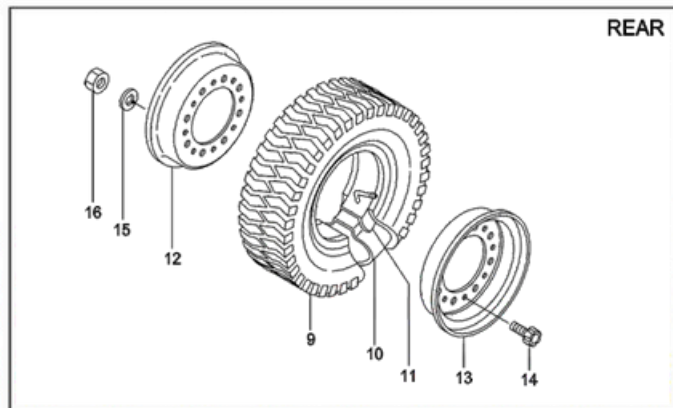
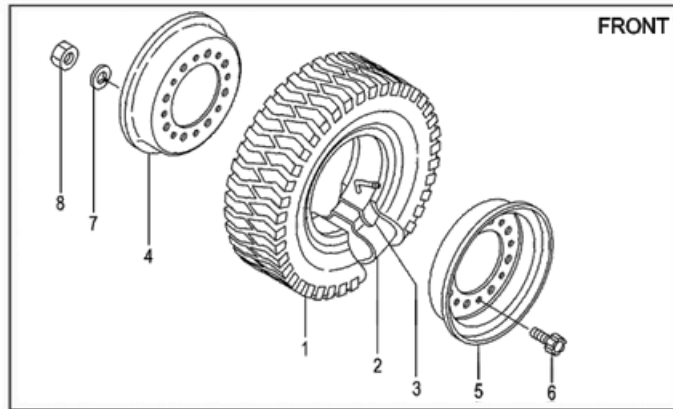


Fig.21

| Item No. | Part No. | Description | Req'd | Remarks:Serial No. |
|----------|---------------|-------------------------------|-------|--------------------|
| - | N15A4-40251 | FLAP5.00-8-10F | 2 | |
| D | F21A4-43501 | REAR RIM ASSY, (Inc 12-16) | 2 | |
| - | N15A4-42601 | RIM, ASSY (Inc.12-16) | 2 | |
| 12 | F21A4-42611 | RIM, INNER | 2 | |
| - | N15A4-42611 | RIM, INNER | 2 | |
| 13 | F21A4-42621 | RIM, OUTER | 2 | |
| - | N15A4-42621 | RIM, OUTER | 2 | |
| ※2 | K-514A3-49821 | BOLT SET (Inc.14-16) | 2 | |
| 14 | F31A4-41225 ※ | BOLT | 16 | |
| 15 | S2011-00012 ※ | WASHER | 16 | |
| 16 | S1400-00012 ※ | NUT | 16 | |

Fig.21 WHEEL (3-4Ton)

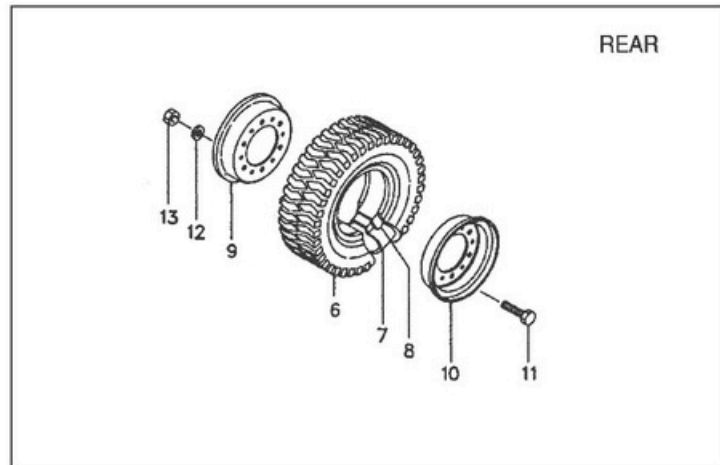
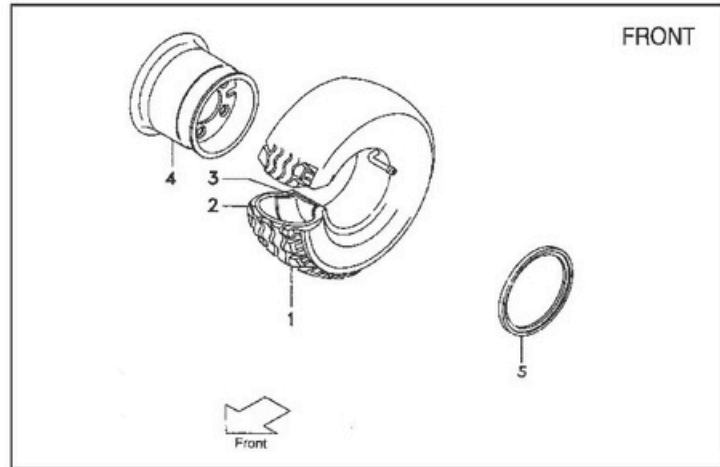


Fig.21

| Item No. | Part No. | Description | Req'd | Remarks:Serial No. |
|----------|---------------|------------------------------|-------|--------------------|
| 1 | F31A4-40201 | TIRE 28 x 9-15-12PR | 2 | 3,3.5Ton (Inc.1-3) |
| - | NO PART NO. | SOLIDTIRE 28 x 9-15 | 2 | 4Ton |
| 2 | F31A4-40221 | TUBE 28 x 9-15-12T | 2 | 3,3.5Ton |
| 3 | F31A4-40231 | FLAP 28 x 9-15-12F | 2 | 3,3.5Ton |
| A | F31A4-42501 | RIM ASS'Y,3Ton (Inc.4,5) | 2 | |
| - | F38A4-40101 | RIM ASS'Y, 3.5-4Ton(Inc.4,5) | 2 | ASS'Y TIRE 7.0 |
| - | N40A4-42501 | RIM ASS'Y, 3.5-4Ton(Inc.4,5) | 2 | ASS'Y TIRE 7.5 |
| 4 | F31A4-42511 § | RIM, INNER, 3Ton | 2 | |
| - | F36A4-42511 | RIM, INNER, 3.5Ton | 2 | |
| - | F38A4-42511 | RIM, INNER, 4Ton | 2 | |
| 5 | F31A4-42521 | SIDE RING | 2 | |
| 6 | F31A4-40211 | TIRE 6.50-10-10PR(1) | 2 | 3,3.5Ton (Inc.1-3) |
| - | NO PART NO. | SOLIDTIRE 6.50-10 | 2 | 4Ton |
| 7 | F31A4-40241 | TUBE 6.50-10-10T | 2 | 3,3.5Ton |
| 8 | F31A4-40251 | FLAP 6.50-10-10F | 2 | 3,3.5Ton |
| B | F31A4-42601 | RIM ASS'Y (Inc.9-10) | 2 | |
| 9 | F31A4-42611 § | RIM,INNER | 2 | |
| 10 | F31A4-42621 § | RIN,OUTER | 2 | |
| ※1 | K-514A3-49821 | BOLT SET (Inc.11-13) | 2 | |
| 11 | F31A4-41225 ※ | BOLT | 16 | |
| 12 | S2010-00012 ※ | WASHER | 16 | |
| 13 | S1400-00012 ※ | NUT | 16 | |

Fig.22 POWER CYLINDER

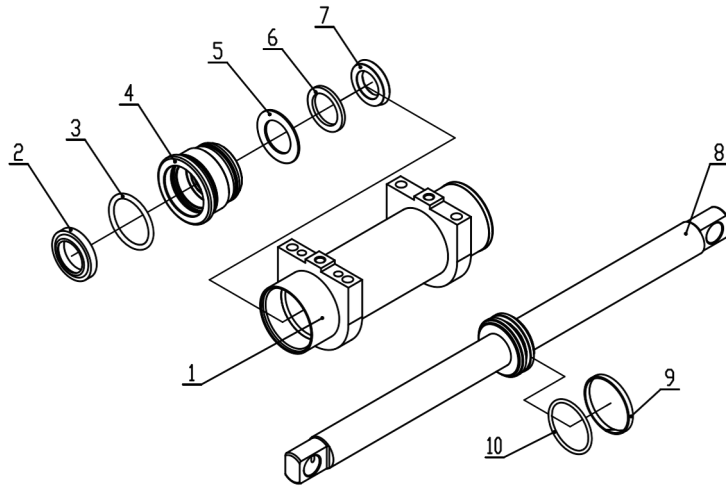
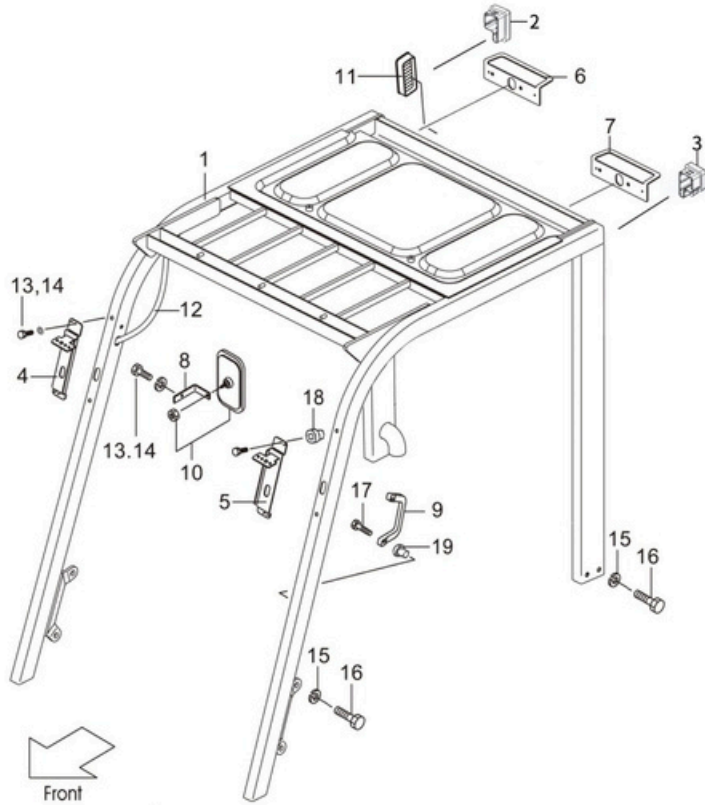


Fig.22

| Item No. | Part No. | Description | Req'd | Remarks:Serial No. |
|----------|----------------|----------------|-------|--------------------|
| A1 | GCH071ATF-00 | POWER CYL,ASSY | 1 | |
| 1 | GCH070ATF.1-00 | TUBE | 1 | |
| 2 | 4630500 | PACKING | 2 | |
| 3 | AG0075A | O-RING | 2 | |
| 4 | GCH070ATF.1-00 | WASHER | 2 | |
| 5 | D20B8-44021A | SHADE | 2 | |
| 6 | 23918-52161 | PACKING | 2 | |
| 7 | DUMX000374Z20 | RING | 2 | |
| 8 | GCH070ATF.2-00 | PISTION | 1 | |
| 9 | HC277R4-02 | RING | 1 | |
| 10 | Z0653-05605 | O-RING | 1 | |

Fig.23

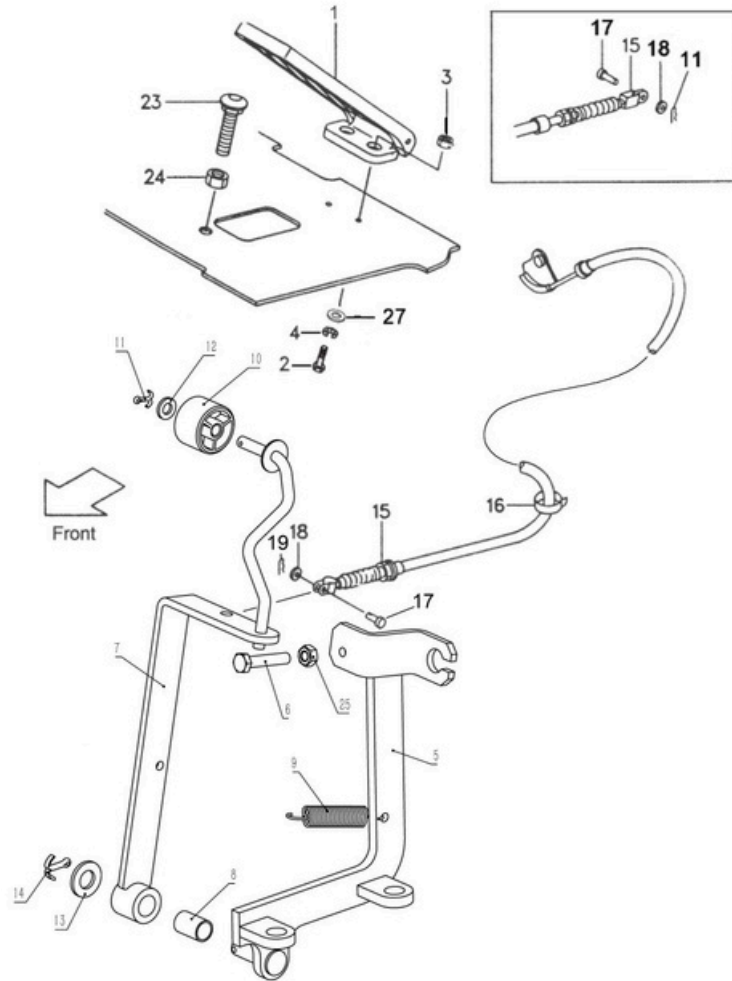
Fig.23 OVER HEAD GUARD



| Item No. | Part No. | Description | Reqd | Remarks:Serial No. |
|----------|--------------|-----------------------|------|--------------------|
| 1 | N31A5-11201 | HEAD GUARD ASS'Y | 1 | |
| 2 | AP615-12261 | COVER,R | 1 | |
| 3 | AP615-12251 | COVER,L | 1 | |
| 4 | F31A5-12501 | BRACKET, HEAD-LAMP RH | 1 | |
| 5 | F31A5-12521 | BRACKET, HEAD-LAMP LH | 1 | |
| 6 | T1348-10061b | GUARD, REAR-LAMP RH | 1 | |
| 7 | T1348-10061b | GUARD, REAR-LAMP LH | 1 | |
| 8 | F31A5-12571 | BRACKET | 2 | |
| 9 | F31A5-12051 | GRIP | 1 | |
| 10 | F31A5-12551 | MIRROR | 2 | |
| 11 | F31A1-02051 | COVER, AIR-INTAKE | 1 | |
| 12 | 31A5-12401 | HOSE | 2 | |
| 13 | S1183-08025 | BOLT | 6 | |
| 14 | S2010-00008 | WASHER | 6 | |
| 15 | S2010-00012 | WASHER | 14 | |
| 16 | S1186-12025 | BOLT | 14 | |
| 17 | S1171-06025 | BOLT | 2 | |
| 18 | F31A5-13081 | RIVET | 6 | |
| 19 | F31A5-13151 | RIVET | 2 | |

Fig.24

Fig.24 ACCELERATOR PEDAL



| Item No. | Part No. | Description | Req'd | Remarks:Serial No. |
|----------|--------------|-------------------------------------|-------|--------------------|
| 1 | F31A5-22051 | ACCELERATOR PEDAL | 1 | |
| 2 | S1106-06016 | BOLT | 2 | |
| 3 | S1400-10006 | NUT | 2 | |
| 4 | S2010-00006 | WASHER | 2 | |
| A1 | N31A5-20201a | BRACKET, link Ass'y (INC.5,7~14) | 1 | |
| 6 | S1106-10025 | BOLT | 2 | |
| 11 | S2200-02020 | PIN | 2 | |
| 15 | F31C5-22141a | THROTTLE CABLE C240 | 1 | ① |
| - | F31D5-22141c | THROTTLE CABLE 490/495/498 | 1 | ② |
| - | N31K5-22141a | THROTTLE CABLE 491 K21/K25 LPG | 1 | ③⑤ |
| - | N31Y5-22141 | THROTTLE CABLE 4TNE98 | 1 | ④ |
| - | F31S5-22141a | THROTTLE CABLE S4S | 1 | ⑥ |
| 16 | S4913-11200 | STRAP | 1 | |
| 17 | S2262-06015 | PIN | 2 | |
| 18 | S2000-00006 | WASHER | 2 | |
| 23 | F31A5-22101 | BOLT | 1 | |
| 24 | S1400-10012 | NUT | 1 | |
| 25 | S2010-00010 | WASHER | 2 | |
| 26 | S2000-00010 | WASHER | 2 | |
| 27 | S2000-00006 | WASHER | 2 | |

Fig.24 ACCELERATOR PEDAL

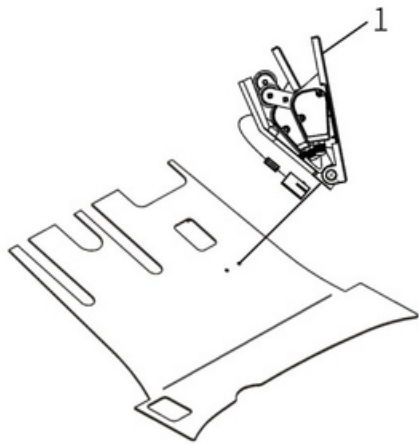
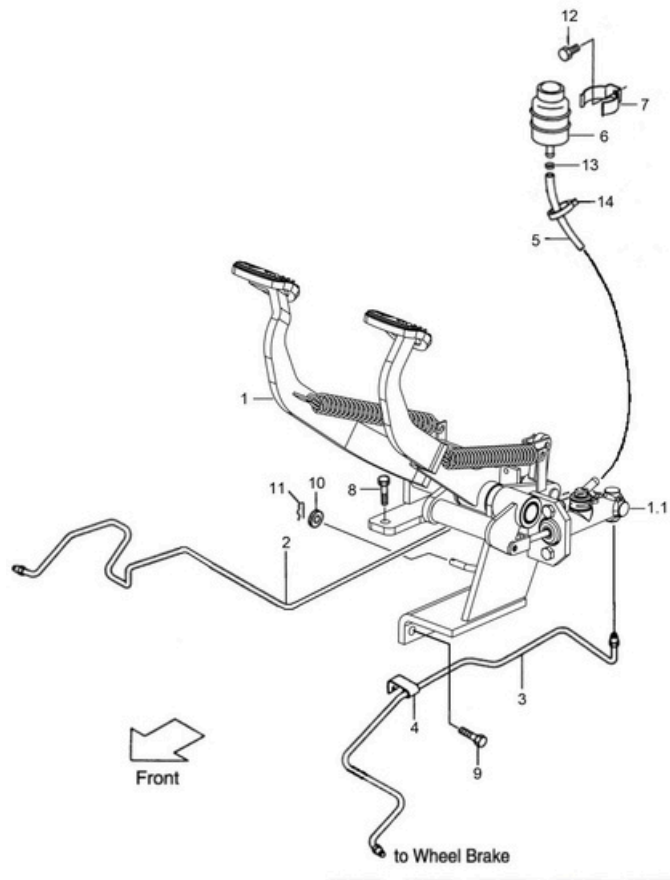


Fig.24

| Item No. | Part No. | Description | Req'd | Remarks:Serial No. |
|----------|-----------------|-------------|-------|--------------------|
| 1 | 999666-88070AAB | GAS PEDAL | 1 | ⑦ |
| - | N31E2-42601 | GAS PEDAL | 1 | ⑧ |

Fig.25

Fig.25 BRAKE PEDAL



| Item No. | Part No. | Description | Req'd | Remarks:Serial No. |
|----------|--------------|-----------------------------|-------|--------------------|
| 1 | N31A5-40501a | BRAKE & INCHING PEDAL ASS'Y | 1 | |
| 1.1 | F31A5-40301 | MASTER CYLINDER | 1 | |
| 2 | N21A5-42011 | BRAKE PIPE,RH | 1 | (2-2.5t) |
| - | N31A5-42021 | BRAKE PIPE,RH | 1 | (3-4t) |
| 3 | N21A5-42021 | BRAKE PIPE,LH | 1 | (2-2.5t) |
| - | N31A5-42011 | BRAKE PIPE,LH | 1 | (3-4t) |
| 4 | F31A8-42401 | CLIP | 4 | |
| 5 | F32A5-42001b | BRAKE HOSE 10*500 | 1 | |
| 6 | F31A5-42101 | TANK, BRAKE OIL | 1 | |
| 7 | F31A5-42061 | BRACKET | 1 | |
| 8 | S1106-10030 | BOLT | 1 | |
| 9 | S1106-10025 | BOLT | 2 | |
| 10 | S2000-00008 | WASHER | 1 | |
| 11 | S2200-32020 | PIN | 1 | |
| 12 | 214A2-42611 | SCREW | 1 | |
| 13 | S4914-00014 | CLIP | 2 | |
| 14 | S4913-11200 | BAND | 2 | |

Fig.26 BRAKE LEVER

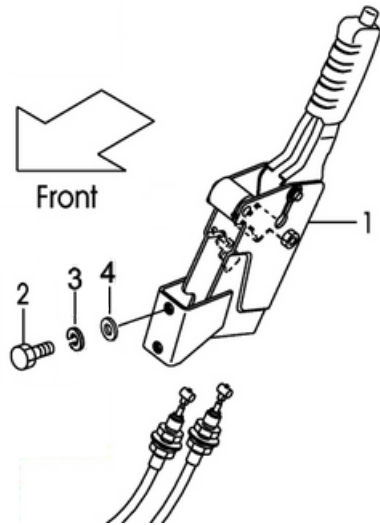


Fig.26

| Item No. | Part No. | Description | Req'd | Remarks:Serial No. |
|----------|---------------|-------------------|-------|--------------------|
| 1 | F31A5-50101 | BRAKE LEVER ASS'Y | 1 | |
| 2 | S1106-10020 § | BOLT | 2 | |
| 3 | S2000-00010 | WASHER | 2 | |
| 4 | S2010-00010 | WASHER | 2 | |

Fig.27 FRAME

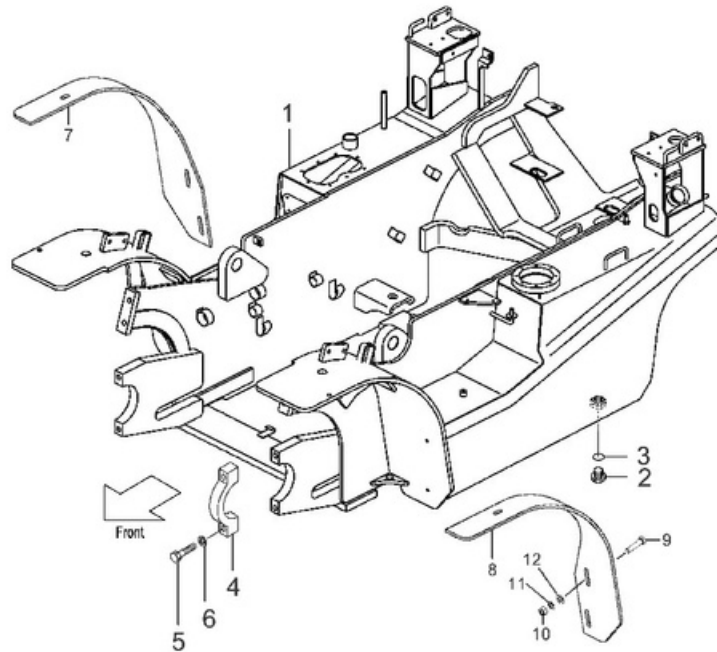


Fig.27

| Item No. | Part No. | Description | Req'd | Remarks:Serial No. |
|----------|-------------|----------------------------|-------|--------------------|
| 1 | N21C6-1001 | FRAME, 2t,2.5t C240 | 1 | |
| - | N31C6-1001a | FRAME, 3t,3.5t C240 | 1 | |
| - | N21A6-1001 | FRAME,2t,2.5t 490,495, 498 | 1 | |
| - | N31A6-1001b | FRAME,3t,3.5t 490,495, 498 | 1 | |
| - | N40A6-1001 | FRAME,4t 490,495, 498 | 1 | |
| - | N21Y6-1001 | FRAME,2t,2.5t 4TNE98 | 1 | |
| - | N31Y6-1001 | FRAME,3t,3.5t 4TNE98 | 1 | |
| - | N41Y6-1001 | FRAME,4t 4TNE98 | 1 | |
| - | N21K6-1001a | FRAME,2t,2.5t K21,K25 | 1 | LOW FAN |
| - | N31k6-1001a | FRAME,3t,3.5t K21,K25 | 1 | LOW FAN |
| - | N40K6-1001a | FRAME,4t K25 | 1 | LOW FAN |
| - | N22K6-1001a | FRAME,2t,2.5t K21,K25 | 1 | HIGH FAN/LPG |
| - | N32k6-1001a | FRAME,3t,3.5t K21,K25 | 1 | HIGH FAN/LPG |
| - | N42K6-1001a | FRAME,4t K25 | 1 | HIGH FAN/LPG |
| - | N21S6-1001b | FRAME,2t,2.5t S4S | 1 | |
| - | N31S6-1001b | FRAME,3t,3.5t S4S | 1 | |
| - | N41S6-1001b | FRAME,4t S4S | 1 | |
| - | N21Q6-1001 | FRAME,2t,2.5t 491 | 1 | |
| - | N31Q6-1001 | FRAME,3t,3.5t 491 | 1 | |
| - | N41Q6-1001 | FRAME,4t 491 | 1 | |
| - | N21E6-1001 | FRAME,2t,2.5t 4EG | 1 | |
| - | N31E6-1001 | FRAME,3t,3.5t 4EG | 1 | |
| - | N41E6-1001 | FRAME,4t 4EG | 1 | |
| - | N21PS6-1001 | FRAME,2t,2.5t PSi2.4 | 1 | |
| - | N31PS6-1001 | FRAME,3t,3.5t PSi2.4 | 1 | |
| - | N41PS6-1001 | FRAME,4t PSi2.4 | 1 | |

Fig.27 FRAME

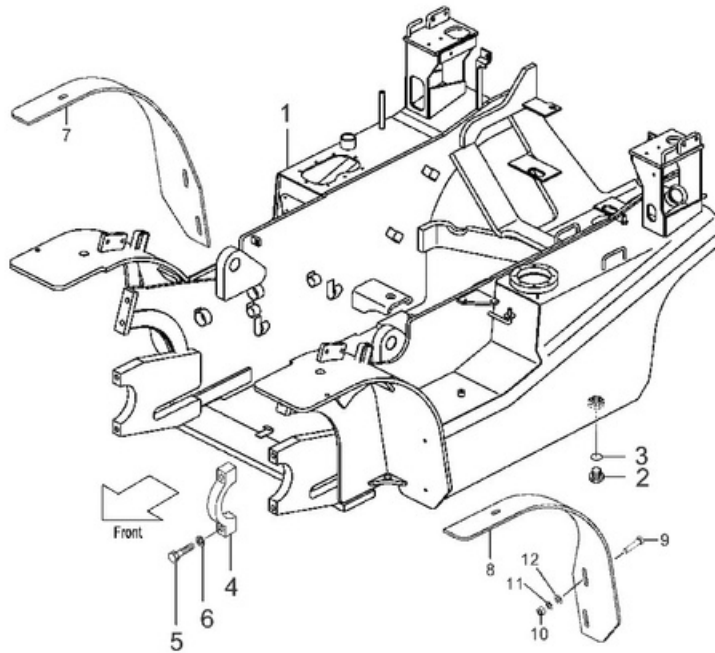
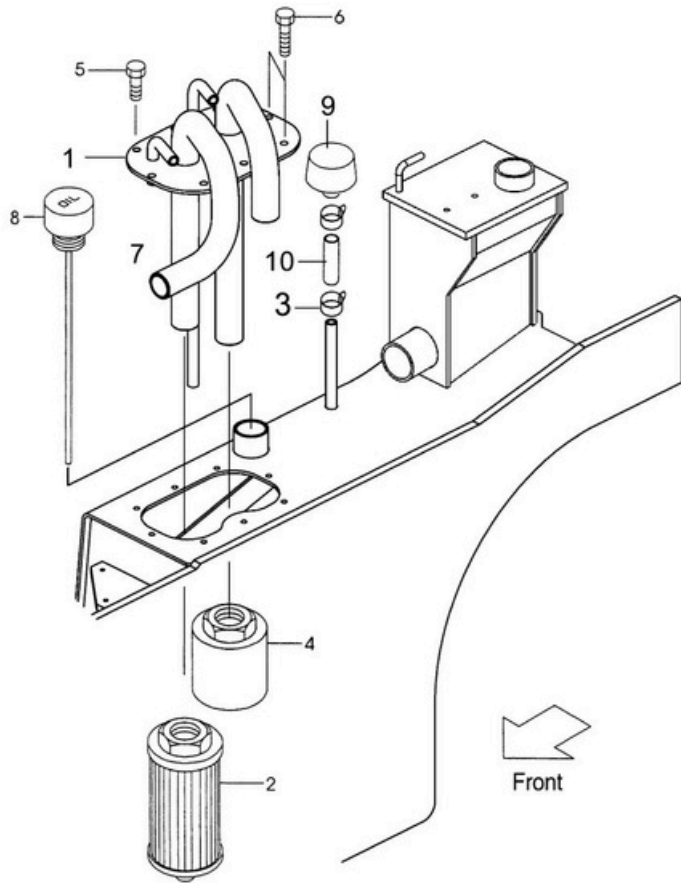


Fig.27

| Item No. | Part No. | Description | Req'd | Remarks:Serial No. |
|----------|--------------|-----------------------|-------|--------------------|
| 2 | F31A6-12051 | PLUG, OIL-RANK | 2 | |
| 3 | F31A6-12061 | PACKING | 2 | |
| 4 | F31A8-40101 | CAP | 2 | |
| 5 | S1100-16065 | BOLT | 4 | |
| 6 | S2010-00016 | WASHER | 4 | |
| 7 | F36J6-13091a | FENDER,RH Only 3.5Ton | 2 | |
| 8 | F36J6-13081a | FENDER,LH Only 3.5Ton | 2 | |
| 9 | S1116-10045 | BOLT | 6 | |
| 10 | S1401-10010 | NUT | 6 | |
| 11 | S2010-00010 | WASHER | 6 | |
| 12 | S2000-00010 | WASHER | 6 | |

Fig.28

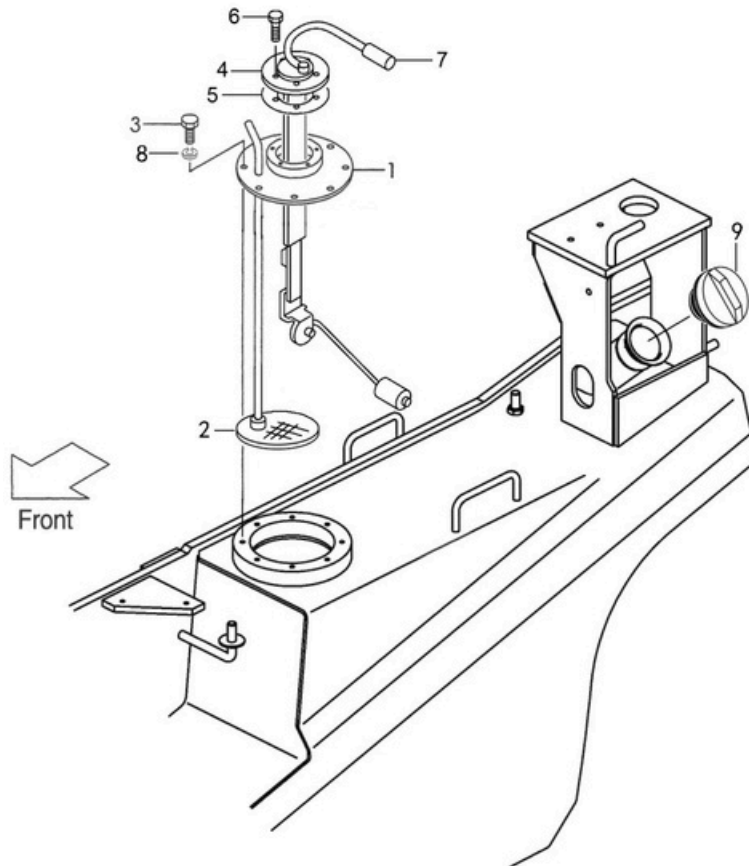
Fig.28 OIL TANK



| Item No. | Part No. | Description | Req'd | Remarks: Serial No. |
|----------|--------------|--------------------------|-------|---------------------|
| 1 | N31K7-5200a | HYDRAULIC TANK TOP PLATE | 1 | ⑤ |
| - | N31A7-5200b | HYDRAULIC TANK TOP PLATE | 1 | ①②③④⑥⑦⑧ |
| 2 | F31A7-52301 | FILTER, RETURN | 1 | |
| 3 | S4914-00018 | CLIP | 2 | |
| 4 | F31A7-52051 | FILTER, SUCTION | 1 | |
| 5 | S1183-08020 | BOLT M8*20 | 6 | |
| 6 | S1183-08025 | BOLT M8*25 | 2 | |
| 8 | N31A7-52101a | CAP, OIL | 1 | |
| 9 | F31A1-02091 | CAP, BREATHER | 1 | |
| 10 | S4710-04005 | HOSE | 1 | |

Fig.29

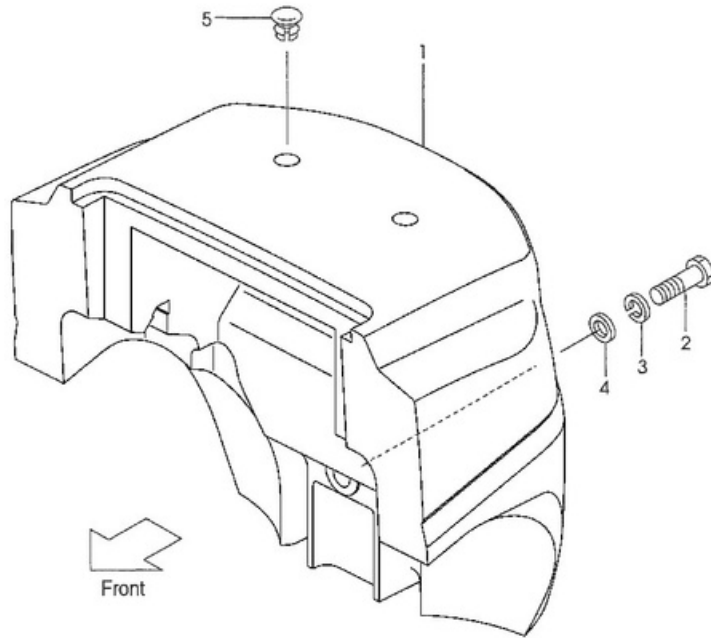
Fig.29 FUEL TANK



| Item No. | Part No. | Description | Req'd | Remarks:Serial No. |
|----------|--------------|-------------------------|-------|--------------------|
| 1 | N31A2-22101b | FUEL TANK TOP PLATE | 1 | ① ⑥ |
| - | N31K2-22101b | FUEL TANK TOP PLATE | 1 | ③ ⑤ ⑦ |
| - | N31D2-22101b | FUEL TANK TOP PLATE | 1 | ② ④ ⑧ |
| 2 | F31A2-22111 | FUEL FILTER ELEMENT | 1 | |
| 3 | S1106-06016 | BOLT | 8 | |
| A1 | N31A2-42161a | FUEL SENSOR (INC 4,5,7) | 1 | |
| 6 | S1106-05012 | BOLT | 5 | |
| 8 | S2010-00006 | WASHER | 8 | |
| 9 | F31A2-22061 | FUEL CAP | 1 | |

Fig.30

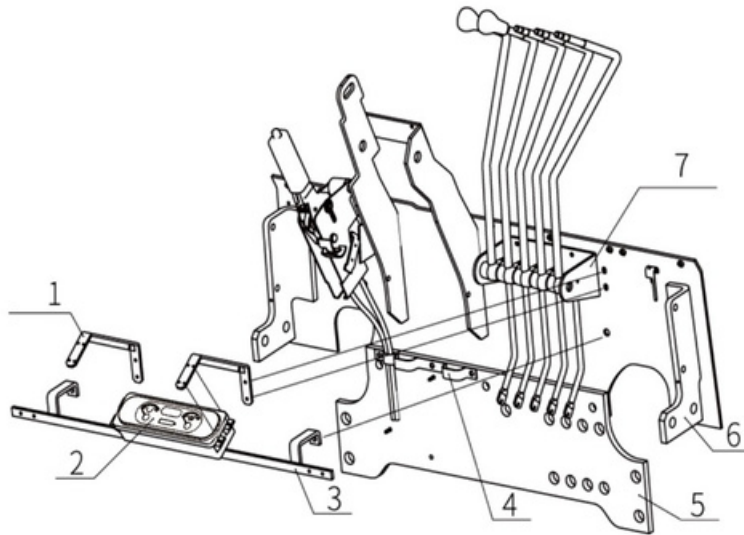
Fig.30 BALANCE WEIGHT



| Item No. | Part No. | Description | Req'd | Remarks:Serial No. |
|----------|--------------|-------------------|-------|--------------------|
| 1 | N21A6-30101a | § WEIGHT, BALANCE | 1 | (2t) |
| - | N21A6-30201a | § WEIGHT, BALANCE | 1 | (2.5t) |
| - | N31A6-30101 | § WEIGHT, BALANCE | 1 | (3t) |
| - | N35A6-30101 | § WEIGHT, BALANCE | 1 | (3.5t) |
| - | N40A6-30101 | § WEIGHT, BALANCE | 1 | (4t) |
| 2 | S1116-30190 | BOLT, 2t | 1 | |
| - | S1116-30220 | BOLT, 2.5t | 1 | |
| - | S1116-36200 | BOLT, 3t | 1 | |
| - | S1116-36250 | BOLT, 3.5t-4t | 1 | |
| 3 | S2010-00030 | WASHER, 2-2.5t | 1 | |
| - | S2010-00036 | WASHER, 3t-4t | 1 | |
| 4 | F21A6-32001 | WASHER, 2-2.5t | 1 | |
| - | F31A6-32001 | WASHER, 3t-4t | 1 | |
| 5 | F31A6-32101 | CAP | 2 | |

Fig.31

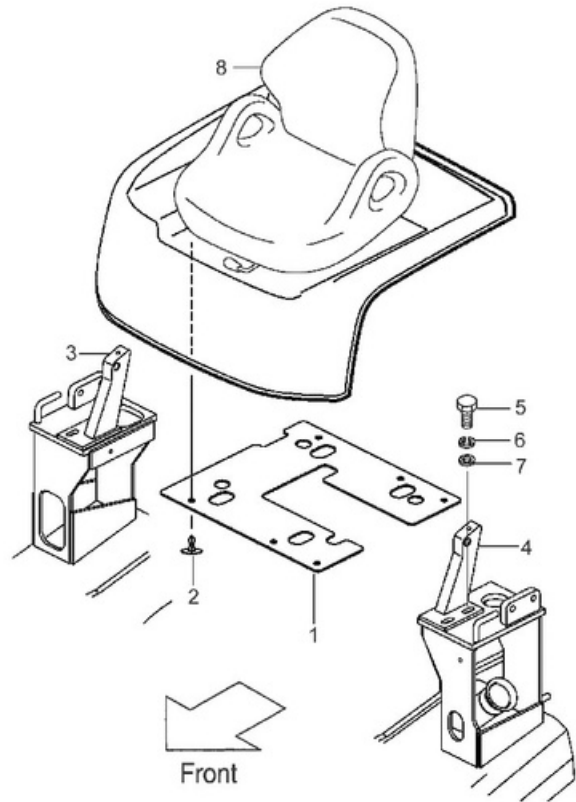
Fig.31 FRONT GUARD



| Item No. | Part No. | Description | Req'd | Remarks:Serial No. |
|----------|----------------|-------------------|-------|--------------------|
| 1 | N31A2-40101a | BRACKET | 2 | |
| 2 | N31C2-40021a-b | METER ASSY | 1 | |
| - | N31PS2-40021 | METER ASSY | 1 | ⑦ |
| - | F31E2-40031 | METER ASSY | 1 | ⑧ |
| 3 | N31A6-42861a | STRIP BRACKET | 1 | |
| 4 | N15A7-61021 | PLATE, FRONT CLIP | 1 | |
| 5 | N15A6-12151a | PLATE, FRONT | 1 | |
| 6 | N15A6-41201 | GUARD, FRONT | 1 | |
| 7 | F31A7-42001 | LEVER BRACKET | 1 | 2SV |
| - | F31A7-42011 | LEVER BRACKET | 1 | 3SV 4SV |

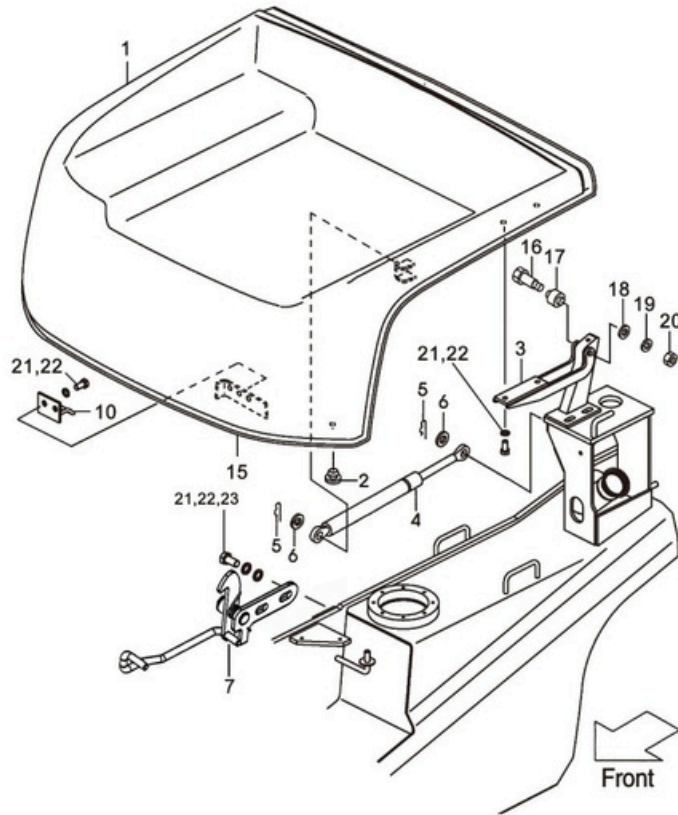
Fig.32

Fig.32 INSULATOR & BRACKET



| Item No. | Part No. | Description | Req'd | Remarks:Serial No. |
|----------|---------------|-------------|-------|--------------------|
| 1 | N31A6-4030c-8 | INSULATOR | 1 | |
| 2 | N31A6-4030c-9 | CLIP | 6 | |
| 3 | N31A6-4231b | BRACKET RH | 1 | |
| 4 | N31A6-4230a | BRACKET LH | 1 | |
| 5 | S1106-08018 | BOLT | 4 | |
| 6 | S2010-00008 | WASHER | 4 | |
| 7 | S2000-00008 | WASHER | 4 | |
| 8 | F31A6-81501 | SEAT | 1 | |

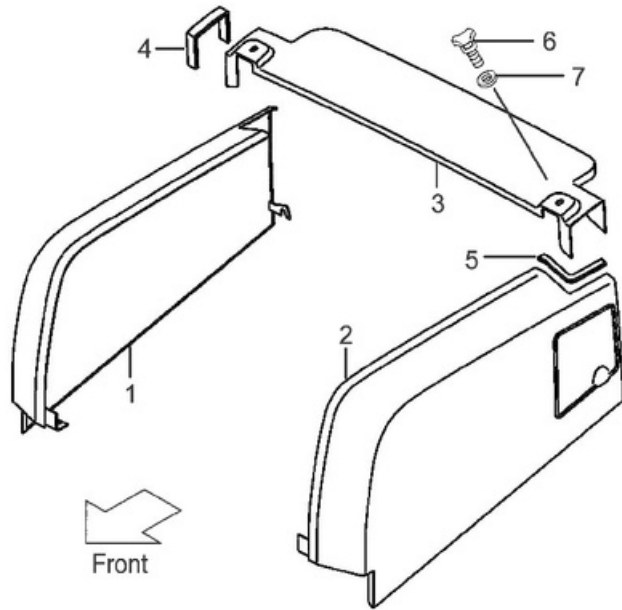
Fig.33 BONNET



| Item No. | Part No. | Description | Req'd | Remarks:Serial No. |
|----------|---------------|------------------------|-------|--------------------|
| 1 | N31A6-4030c | BONNET | 1 | |
| 2 | F31A6-42181 | STOPPER, BONNET | 2 | |
| 3 | N31A6-4291 | HINGE | 2 | |
| 4 | F31A6-43501 | SPRING, GAS | 1 | |
| 5 | F32A5-42171 | PIN, SNAP | 2 | |
| 6 | S2000-00008 | WASHER | 2 | |
| 7 | F31A6-42491 | BONNET SWITCH ASSEMBLY | 1 | |
| 10 | F31A6-42501 | HOOK | 1 | |
| 15 | N31A6-4030a-1 | SEAL, RUBBER | 1 | |
| 16 | F31A6-42931 | BOLT | 2 | |
| 17 | F31A6-43601 | BUSHING | 2 | |
| 18 | S2000-00006 | WASHER | 2 | |
| 19 | S2010-00006 | WASHER | 2 | |
| 20 | S1400-00006 | NUT | 2 | |
| 21 | S1193-08016 | BOLT | 8 | |
| 22 | S2010-00008 | WASHER | 8 | |
| 23 | S2000-00008 | WASHER | 8 | |

Fig.34

Fig.34 COVER



| Item No. | Part No. | Description | Req'd | Remarks:Serial No. |
|----------|----------------|-----------------------------|-------|--------------------|
| 1 | T1562-10011b | COVER, SIDE, RH | 1 | ①②③④⑤⑥ |
| - | N31E6-43001 | COVER, SIDE, RH | 1 | ⑦⑧ |
| 2 | T1562-10021c | COVER, SIDE, LH | 1 | |
| A3 | N31A6-40521 | COVER, RADIATOR (Inc. 3, 4) | 1 | |
| - | T1759-10021a | COVER, RADIATOR (Inc. 3, 4) | 1 | LPG PSI |
| 5 | T1562-10021c-1 | EDGING | 2 | |
| 6 | F31A6-42451 | BOLT, KNOB | 2 | |
| 7 | S2000-00008 | WASHER | 2 | |

Fig.34 COVER

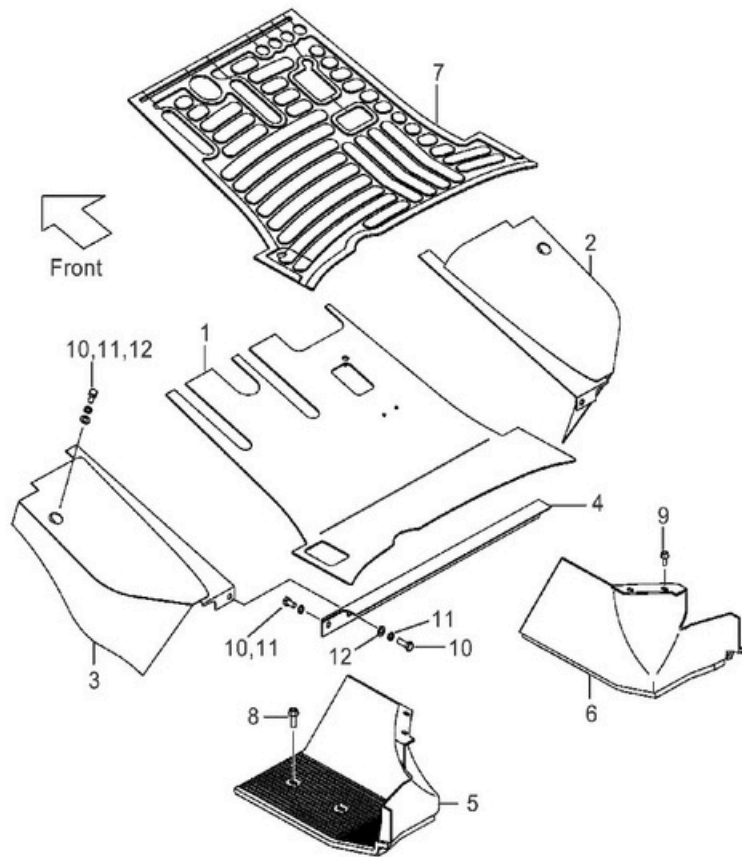


Fig.34

| Item No. | Part No. | Description | Req'd | Remarks:Serial No. |
|----------|--------------|-----------------|-------|--------------------|
| 1 | N31A6-51101d | FLOOR BOARD | 1 | ①②③④⑤⑥ |
| - | N31E6-5010 | FLOOR BOARD | 1 | ⑦⑧ |
| 2 | N31A6-43551b | COVER, CYD.RH | 1 | |
| 3 | N31A6-43561b | COVER, CYD.LH | 1 | |
| 4 | N31A6-5011e | ANGLE | 1 | |
| 5 | N31A6-42051 | COVER, STEP, LH | 1 | |
| 6 | N31A6-42041 | COVER, STEP, RH | 1 | |
| 7 | N31A6-52231 | MAT, FLOOR | 1 | ①②③④⑤⑥ |
| - | N31A6-52241 | MAT, FLOOR | 1 | ⑦⑧ |
| 8 | N31A6-42001b | SCREW | 4 | |
| 9 | F31A2-42621 | SCREW | 4 | |
| 10 | S1106-10030 | BOLT | 6 | |
| 11 | S2010-00010 | WASHER | 6 | |
| 12 | S2000-00010 | WASHER | 4 | |

Fig.35 MAIN PUMP

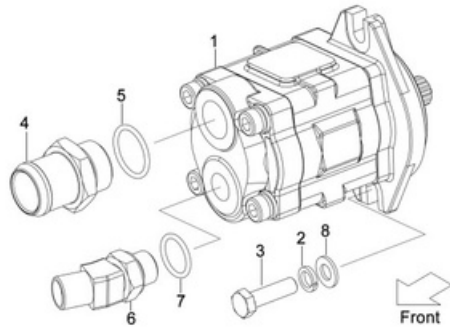
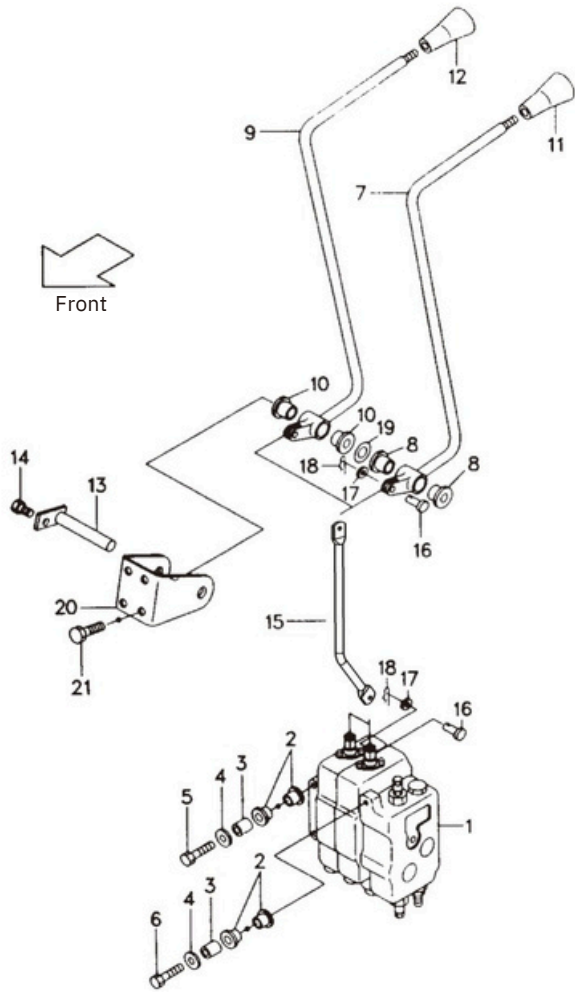


Fig.35

| Item No. | Part No. | Description | Req'd | Remarks:Serial No. |
|----------|-------------|---------------|-------|--------------------|
| 1 | F31C7-10401 | PUMP, GEAR | 1 | ①④ |
| - | F31A7-10401 | PUMP,GEAR | 1 | ② |
| - | F31H7-10401 | PUMP,GEAR | 1 | ③⑤⑦ |
| - | N31S7-10401 | PUMP,GEAR | 1 | ⑥⑧ |
| 2 | S3340-00140 | O-RING | 1 | |
| 3 | S1185-10030 | BOLT & WASHER | 2 | |
| 4 | F31A7-12021 | NIPPLE | 1 | |
| 5 | S3320-00290 | O-RING | 1 | |
| 6 | F31A7-12031 | ADAPTER | 1 | ①②③④⑥⑧ |
| - | F31H7-12031 | ADAPTER | 1 | ⑤⑦ |
| 7 | S3320-00180 | O-RING | 1 | |

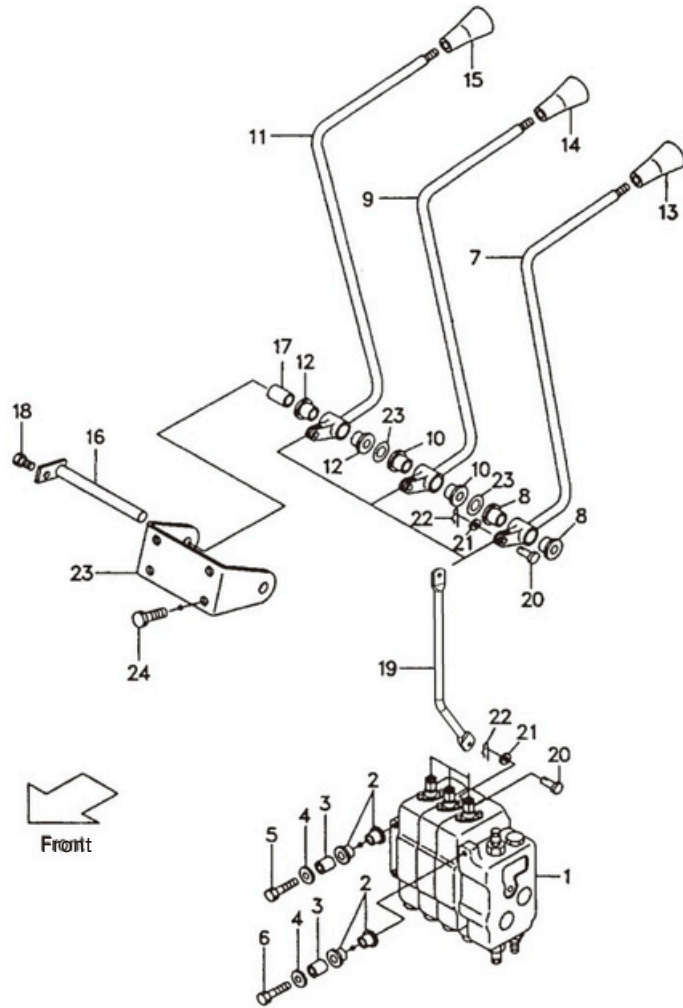
Fig.36 VALVE CONTROL LINKAGE (2SV)



| Item No. | Part No. | Description | Req'd | Remarks:Serial No. |
|----------|------------------|----------------------------------|-------|--------------------|
| 1 | MSV04-212-04L-01 | CONTROL VALVE | 1 | |
| 2 | F31A7-32001 | RUBBER | 6 | |
| 3 | F31A7-32011 | COLLAR | 3 | |
| 4 | F31A7-32021 | WASHER | 3 | |
| 5 | F31A7-32041 | BOLT | 2 | |
| 6 | F31A7-32051 | BOLT | 1 | |
| A | F31A7-40011 | LIFT LEVER ASS'Y (Inc. 7, 8) | 1 | |
| 7 | N31A7-40101 | LEVER, lift | 1 | |
| 8 | F31A7-42071 | BUSHING | 2 | |
| B | F31A7-40021 | TILT LEVER ASS'Y (Inc. 9, 10) | 1 | |
| 9 | N31A7-40201 | LEVER, tilt | 1 | |
| 10 | F31A7-42071 | BUSHING | 2 | |
| 11 | F31A7-42001 | KNOB, lift | 1 | |
| 12 | F31A7-42011 | KNOB, tilt | 1 | |
| 13 | F31A7-42221 | SHAFT (2SV) | 1 | |
| 14 | S1183-06012 | BOLT | 1 | |
| 15 | N31A7-42101 | JOINT | 2 | 2-4Ton |
| 16 | F31A7-42181 | PIN | 4 | |
| 17 | S2000-00005 | WASHER | 4 | |
| 18 | S2200-16010 | PIN, snap | 4 | |
| 19 | F31A7-42191 | SHIM | AR | |
| 20 | N31A7-42001 | BRACKET | 1 | |
| 21 | S1183-08020 | BOLT | 4 | |

Fig.37

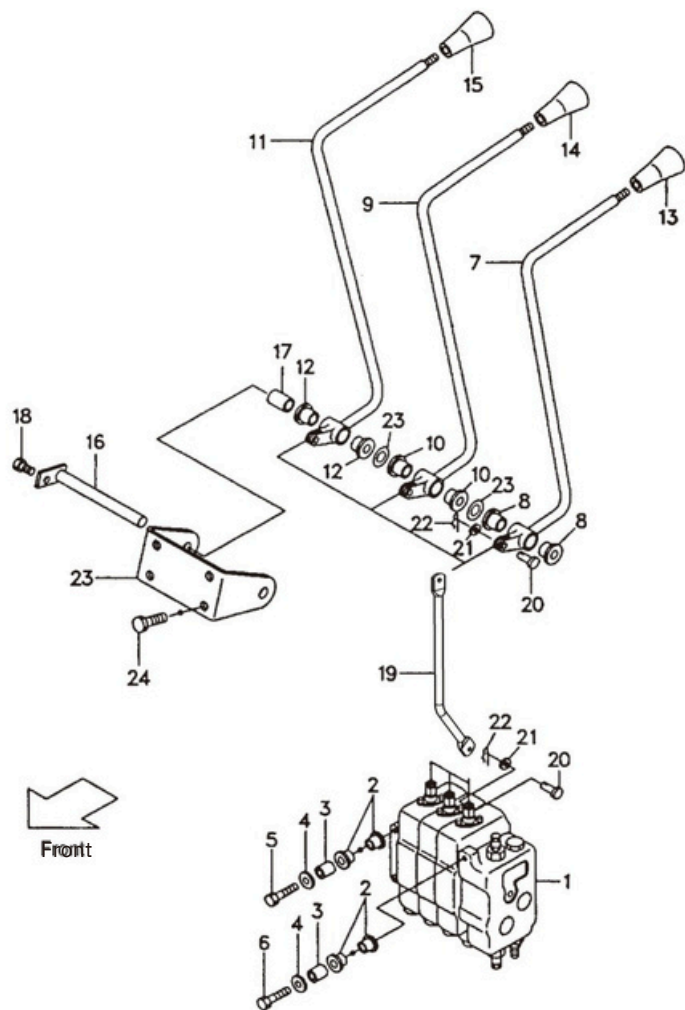
Fig.37 VALVE CONTROL LINKAGE (3SV)



| Item No. | Part No. | Description | Req'd | Remarks:Serial No. |
|----------|-------------------|------------------------------------|-------|--------------------|
| 1 | MSV04-3123-04L-01 | CONTROL VALVE | 1 | |
| 2 | F31A7-32001 | RUBBER | 6 | |
| 3 | F31A7-32011 | COLLAR | 3 | |
| 4 | F31A7-32021 | WASHER | 3 | |
| 5 | F31A7-32041 | BOLT | 2 | |
| 6 | F31A7-32051 | BOLT | 1 | |
| A | F31A7-40011 | LIFT LEVER ASS'Y (Inc. 7, 8) | 1 | |
| 7 | N31A7-40101 | § LEVER, lift | 1 | |
| 8 | F31A7-42011 | BUSHING | 2 | |
| B | F31A7-40021 | TILT LEVER ASS'Y (Inc. 9, 10) | 1 | |
| 9 | N31A7-40201 | § LEVER, tilt | 1 | |
| 10 | F31A7-42071 | BUSHING | 2 | |
| C | F31A7-40031 | THIRD LEVER ASS'Y (Inc. 11, 12) | 1 | |
| 11 | N31A7-40301 | § LEVER, third | 1 | |
| 12 | F31A7-42071 | BUSHING | 2 | |
| 13 | F31A7-42001 | KNOB, lift | 1 | |
| 14 | F31A7-42011 | KNOB, tilt | 1 | |
| 15 | F31A7-42021 | KNOB, third | 1 | |
| 16 | F31A7-42231 | SHAFT | 1 | |
| 17 | 23657-42131 | COLLAR | 1 | |
| 18 | S1183-06012 | BOLT | 1 | |
| 19 | N31A7-42101 | JOINT | 3 | 2-4Ton |
| 20 | F31A7-42181 | PIN | 6 | |

Fig.37

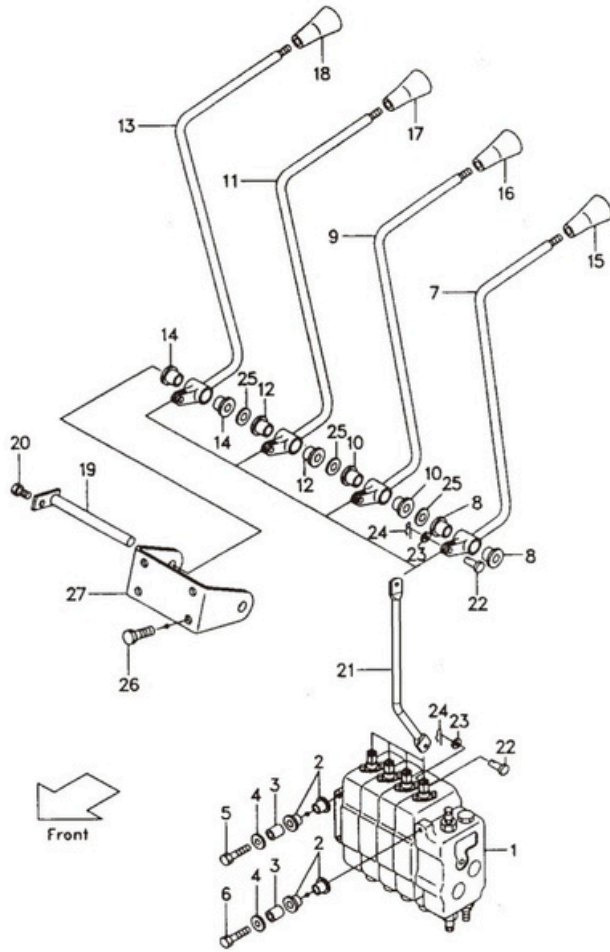
Fig. 37 VALVE CONTROL LINKAGE (3SV)



| Item No. | Part No. | Description | Req'd | Remarks:Serial No. |
|----------|-------------|----------------------|-------|--------------------|
| 21 | S2000-00005 | WASHER | 6 | |
| 22 | S2200-16010 | PIN, snap | 6 | |
| 23 | N31A7-42011 | BRACKET, VALVE-LEVER | 1 | |
| 24 | F31A7-42111 | BRACKET | 1 | |
| 25 | S1183-08020 | BOLT | 4 | |

Fig.38

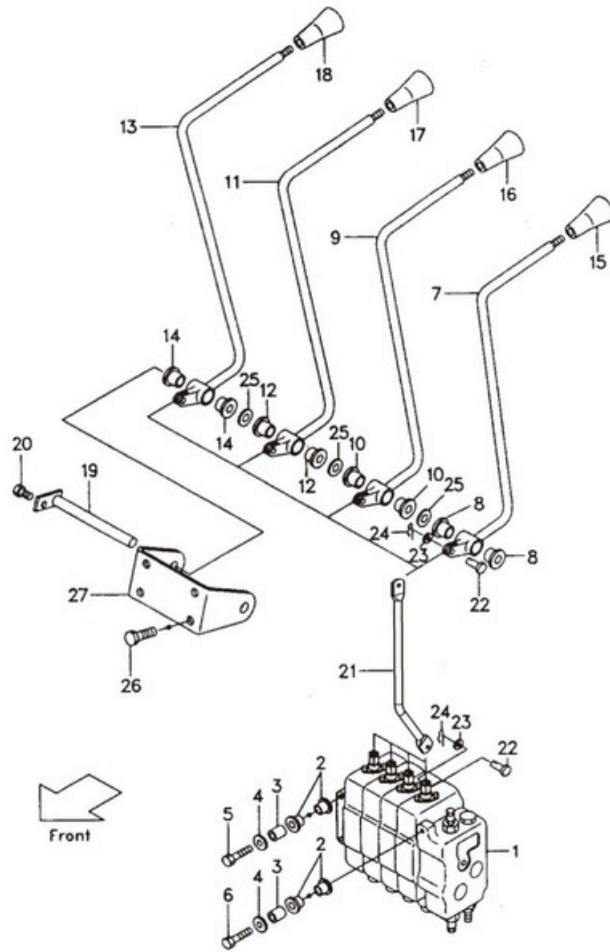
VALVE CONTROL LINKAGE (4SV)



| Item No. | Part No. | Description | Req'd | Remarks:Serial No. |
|----------|--------------------|-------------------------------------|-------|--------------------|
| 1-2 | MSV04-41235-04L-01 | CONTROL VALVE | 1 | [OBT-34A] |
| 2 | F31A7-32001 | RUBBER | 6 | |
| 3 | F31A7-32011 | COLLAR | 3 | |
| 4 | F31A7-32021 | WASHER | 3 | |
| 5 | F31A7-32041 | BOLT | 2 | |
| 6 | F31A7-32051 | BOLT | 1 | |
| A | F31A7-40011 | LIFT LEVER ASS'Y (Inc. 7, 8) | 1 | |
| 7 | F31A7-40101 | LEVER, lift | 1 | |
| 8 | F31A7-42071 | BUSHING | 2 | |
| B | F31A7-40021 | TILT LEVER ASS'Y (Inc. 9, 10) | 1 | |
| 9 | F31A7-40201 | LEVER, tilt | 1 | |
| 10 | F31A7-42071 | BUSHING | 2 | |
| C | F31A7-40031 | THIRD LEVER ASS'Y (Inc. 11, 12) | 1 | |
| 11 | N31A7-40301 | LEVER, third | 1 | |
| 12 | F31A7-42071 | BUSHING | 2 | |
| D | F31A7-40041 | FOURTH LEVER ASS'Y (Inc. 13, 14) | 1 | |
| 13 | N31A7-40401 | LEVER, fourth | 1 | |
| 14 | F31A7-42071 | BUSHING | 2 | |
| 15 | F31A7-42001 | KNOB, lift | 1 | |
| 16 | F31A7-42011 | KNOB, tilt | 1 | |
| 17 | F31A7-42021 | KNOB, third | 1 | |
| 18 | F31A7-42031 | KNOB, fourth | 1 | |
| 19 | F31A7-42231 | SHAFT | 1 | |

Fig.38

Fig.38 VALVE CONTROL LINKAGE (4SV)



| Item No. | Part No. | Description | Req'd | Remarks:Serial No. |
|----------|-------------|----------------------|-------|--------------------|
| 20 | S1183-06012 | BOLT | 1 | |
| 21 | N31A7-42101 | JOINT | 4 | 2-4Ton |
| 22 | F31A4-42181 | PIN | 8 | |
| 23 | S2000-00005 | WASHER | 8 | |
| 24 | S2200-16010 | PIN, snap | 8 | |
| 25 | F31A7-42191 | SHIM | AR | |
| 26 | F31A7-42111 | BRACKET | 1 | |
| 27 | N31A7-42011 | BRACKET, VALVE-LEVER | 1 | |

Fig.39 HYDRAULIC SYSTEM

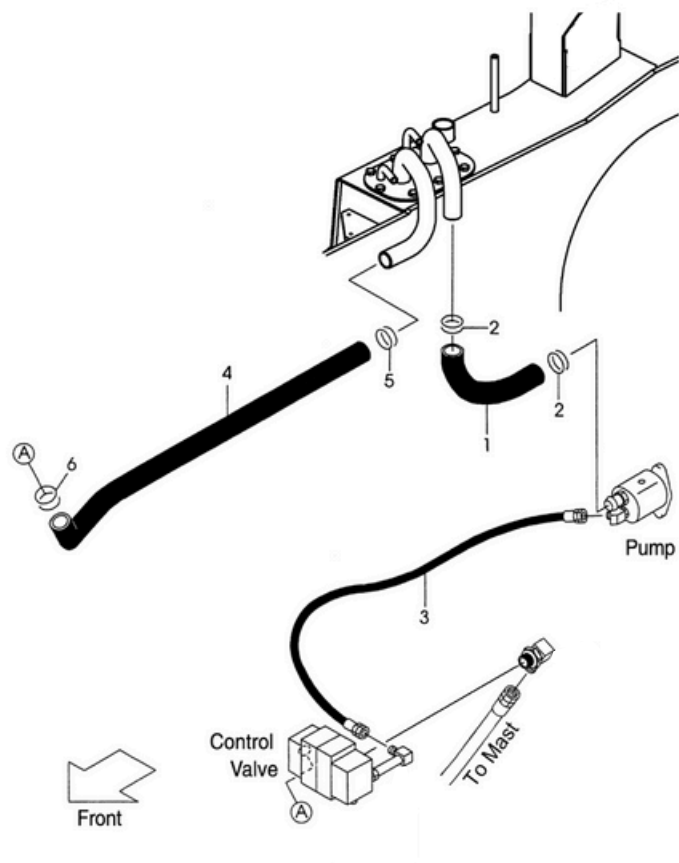


Fig.39

| Item No. | Part No. | Description | Req'd | Remarks:Serial No. |
|----------|--------------|-------------------------------|-------|--------------------|
| 1 | F31C7-62111a | SUCTION PIPE | 1 | ① |
| - | N31A7-62111 | SUCTION PIPE | 1 | ② |
| - | N31K7-62111b | SUCTION PIPE | 1 | ③⑤ |
| - | F31Y7-62111 | SUCTION PIPE | 1 | ④ |
| - | N31PS7-62111 | SUCTION PIPE | 1 | ⑦ |
| 2 | S4911-00042 | DOUBLE STEEL WIRE CLAMP | 2 | |
| 3 | N31A7-62121a | MULTI-WAY VALVE FEED LINE | 1 | ①②③④ |
| - | F31K7-62121a | MULTI-WAY VALVE FEED LINE | 1 | ⑤⑦ |
| 4 | N31A7-6210b | MULTI-WAY VALVE RETURN TUBING | 1 | |
| 5 | S4911-00045 | DOUBLE STEEL WIRE CLAMP | 1 | |
| 6 | S4911-00045 | DOUBLE STEEL WIRE CLAMP | 1 | |

Fig.40 HYDRAULIC SYSTEM (S4S,4EG)

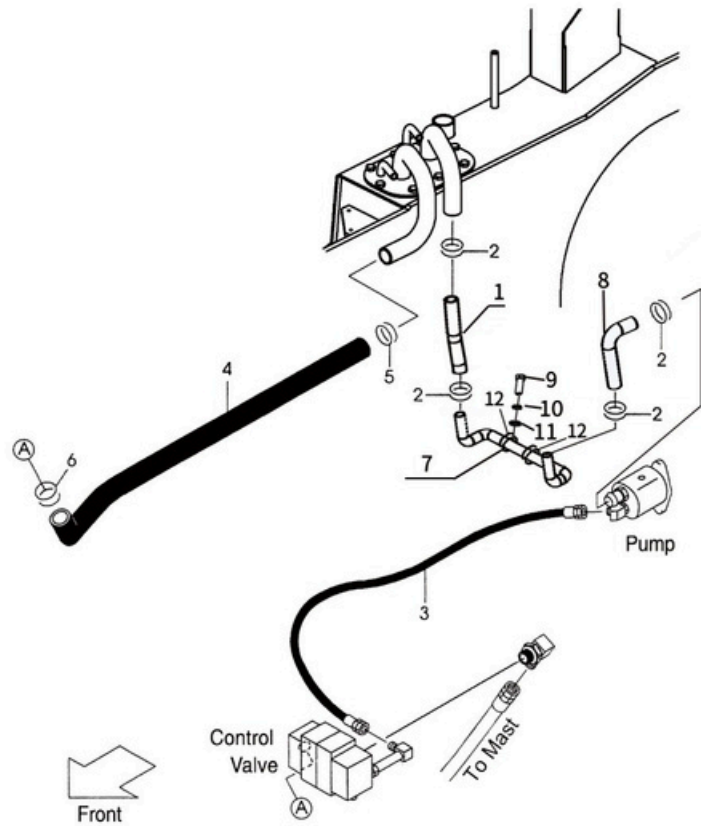
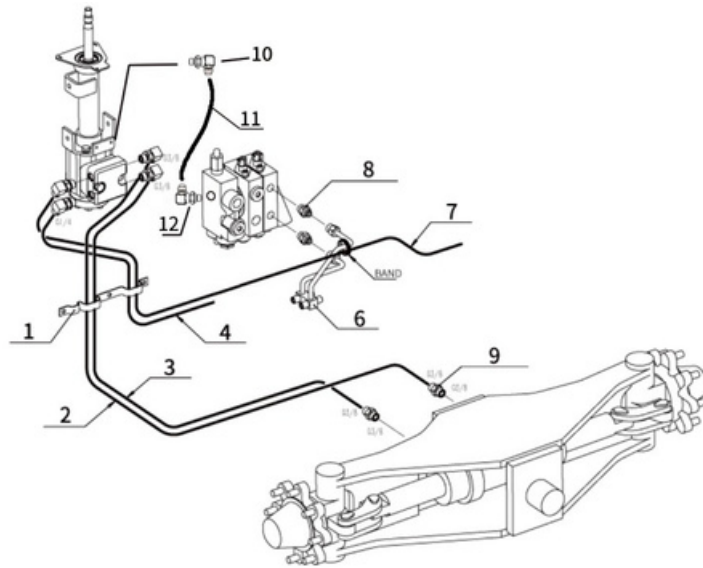


Fig.40

| Item No. | Part No. | Description | Req'd | Remarks:Serial No. |
|----------|--------------|------------------------|-------|--------------------|
| 1 | B21E7-62051 | HOSE RETURN | 1 | |
| 2 | S4911-00048 | CLIP, HOSE | 4 | |
| 3 | F31Q7-62121a | HOSE | 1 | |
| 4 | N31A7-6210b | HOSE FOR OIL RETURNING | 1 | |
| 5 | S4911-00045 | CLIP, HOSE | 2 | |
| 6 | S4911-00045 | CLIP, HOSE | 2 | |
| 7 | N31S7-62181 | PIPE | 1 | |
| 8 | N31S7-62121a | HOSE RETURN | 1 | |
| 9 | S1106-10020 | BOLT | 2 | |
| 10 | S2000-00010 | WASHER | 2 | |
| 11 | S2010-00010 | PACKING | 2 | |
| 12 | F31A7-82411 | CLIP | 2 | |

Fig.41

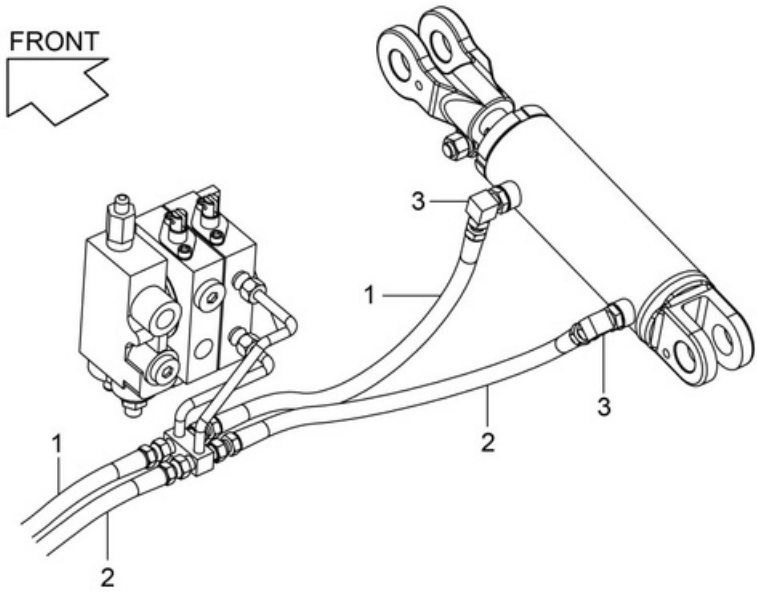
Fig. 41 HYDRAULIC LINE



| Item No. | Part No. | Description | Req'd | Remarks:Serial No. |
|----------|----------------|---------------------------------|-------|--------------------|
| 1 | N31A7-61021a | BATTEN | 1 | |
| 2 | S4681-03274 | HOSE | 1 | |
| 3 | S4681-03274 | HOSE | 1 | |
| 4 | 2-E31C7-60411 | HOSE FOR ORBITROL OIL IN | 1 | |
| 6 | N31A7-62211d | PIPE, TILT | 1 | |
| 7 | F31A7-82101 | HOSE FOR ORBITROL OIL RETURNING | 1 | |
| 8 | 2-F31A7-60321a | JOINT FOR POWER CYLINDER | 2 | |
| 9 | F31A7-60391 | JOINT FOR POWER CYLINDER | 2 | |
| 10 | F31A7-60501 | LS NIPPE | 1 | |
| 11 | N31A7-60461 | LS HOSE | 1 | |
| 12 | 2-F31A7-60501 | LS NIPPE | 1 | |

Fig.42

Fig.42 HYDRAULIC LINE [TILT]



| Item No. | Part No. | Description | Reqd | Remarks:Serial No. |
|----------|--------------|-------------|------|--------------------|
| 1 | F31A7-62221a | HOSE | 2 | |
| 2 | F31A7-62231a | HOSE | 2 | |
| 3 | F31A7-60511 | NIPPLE | 4 | |

Fig.43 CONTROL VALVE (2SV)

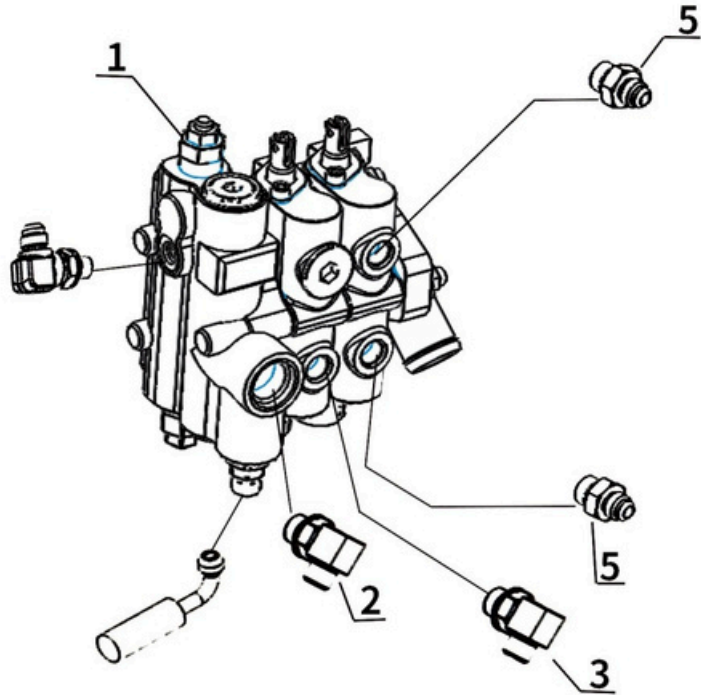


Fig.43

| Item No. | Part No. | Description | Req'd | Remarks:Serial No. |
|----------|------------------|------------------------|-------|--------------------|
| 1 | MSV04-212-04L-01 | LS CONTROL VALVE (2SV) | 1 | |
| 2 | 2-F31A7-60302a | JOINT | 1 | |
| 3 | 2-F31A7-60000 | JOINT | 1 | |
| 5 | 2-F31A7-60321a | JOINT | 2 | |

Fig.44 CONTROL VALVE (3SV)

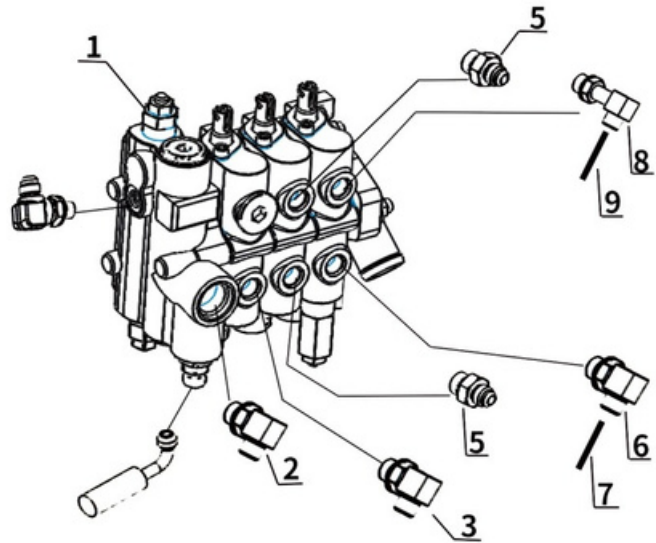


Fig.44

| Item No. | Part No. | Description | Req'd | Remarks:Serial No. |
|----------|-------------------|------------------------|-------|--------------------|
| 1 | MSV04-3123-04L-01 | LS CONTROL VALVE (3SV) | 1 | |
| 2 | 2-F31A7-60302a | JOINT | 1 | |
| 3 | 2-F31A7-60000 | JOINT | 1 | |
| 5 | 2-F31A7-60321a | JOINT | 2 | |
| 6 | 2-P2160-10021 | JOINT | 1 | |
| 7 | P2160-12312 | HOSE L=560 | 1 | |
| 8 | 2-P2160-10001 | JOINT | 1 | |
| 9 | P2160-12302 | HOSE L=480 | 1 | |

Fig.45 CONTROL VALVE (4SV)

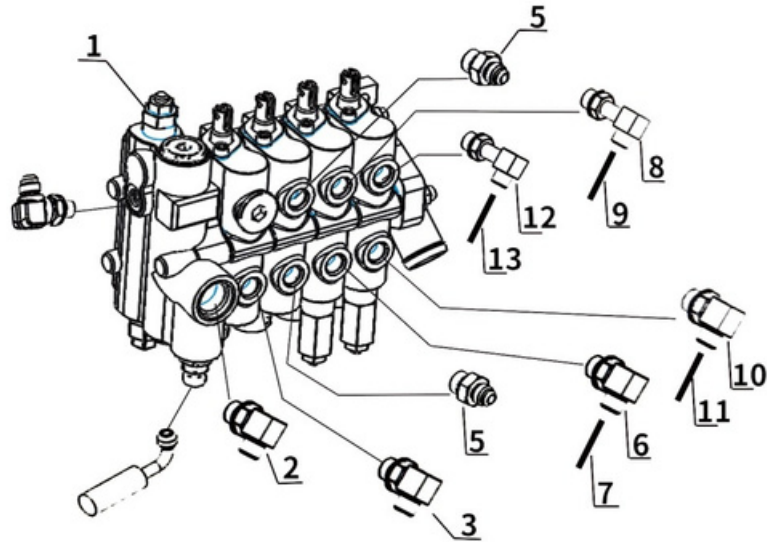
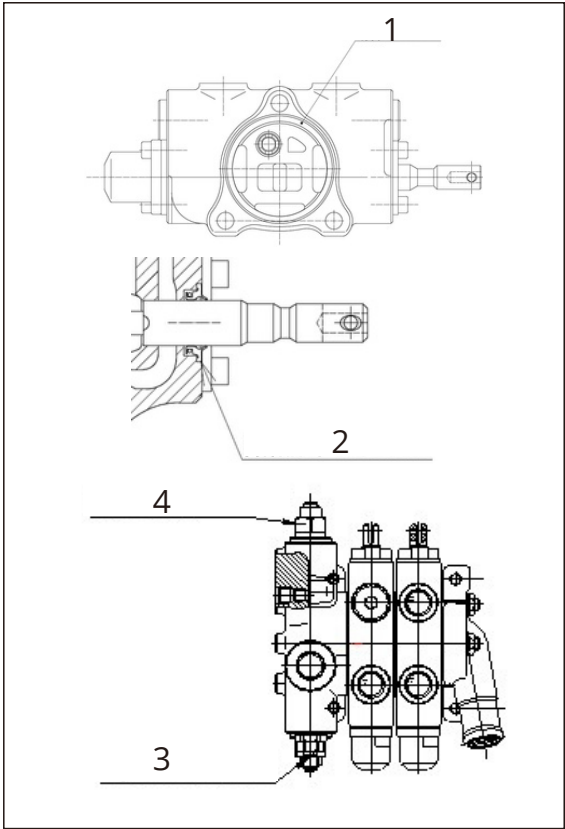


Fig.45

| Item No. | Part No. | Description | Req'd | Remarks:Serial No. |
|----------|--------------------|------------------------|-------|--------------------|
| 1 | MSV04-41235-04L-01 | LS CONTROL VALVE (4SV) | 1 | |
| 2 | 2-F31A7-60302a | JOINT | 1 | |
| 3 | 2-F31A7-60000 | JOINT | 1 | |
| 5 | 2-F31A7-60321a | JOINT | 2 | |
| 6 | 2-P2160-10021 | JOINT | 1 | |
| 7 | P2160-12291 | HOSE | 1 | |
| 8 | 2-P2160-10001 | JOINT | 1 | |
| 9 | P2160-12312 | HOSE | 1 | |
| 10 | 2-P2160-10021 | JOINT | 1 | |
| 11 | P2150-12532 | HOSE L=780 | 1 | |
| 12 | 2-P2160-10001 | JOINT | 1 | |
| 13 | P2150-12522 | HOSE L=670 | 1 | |

Fig.46

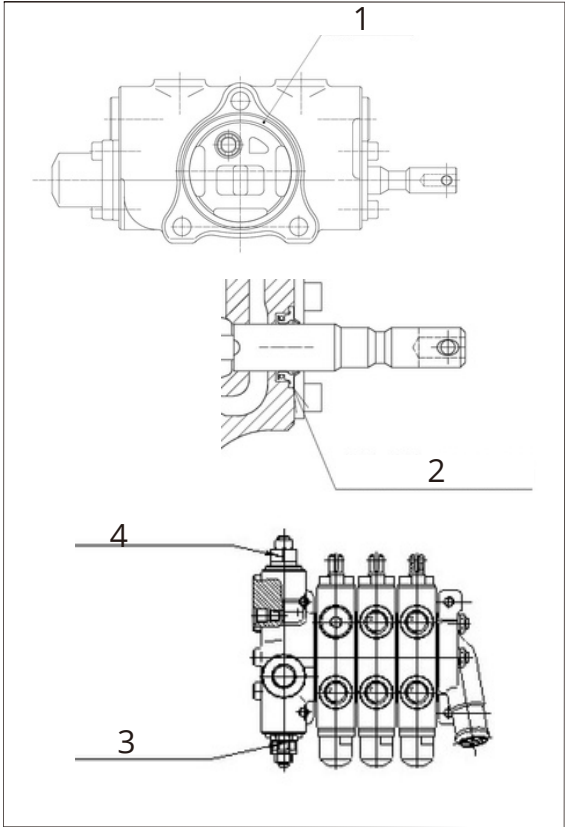
Fig.46 SEAL KIT FOR CONTROL VALVE (2SV)



| Item No. | Part No. | Description | Reqd | Remarks:Serial No. |
|----------|---------------------|--------------------|------|--------------------|
| 1 | 400-50976- | O-RING | 2 | |
| 2 | 01 402- | SEAL OIL | 4 | |
| 3 | 65308 404- | SAFETY VALVE | 1 | |
| 4 | 20119 404- 20117 | SHUNT SAFETY VALVE | 1 | |

Fig.47

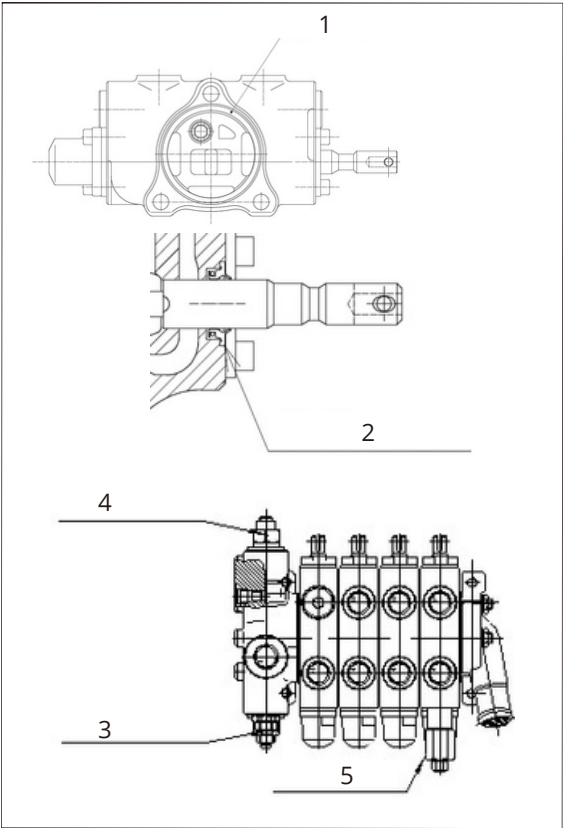
Fig.47 SEAL KIT FOR CONTROL VALVE (3SV)



| Item No. | Part No. | Description | Reqd | Remarks:Serial No. |
|----------|---------------------|--------------------|------|--------------------|
| 1 | 400-50976- | O-RING | 3 | |
| 2 | 01 402- | SEAL OIL | 6 | |
| 3 | 65308 404- | SAFETY VALVE | 1 | |
| 4 | 20119 404- 20117 | SHUNT SAFETY VALVE | 1 | |

Fig.48

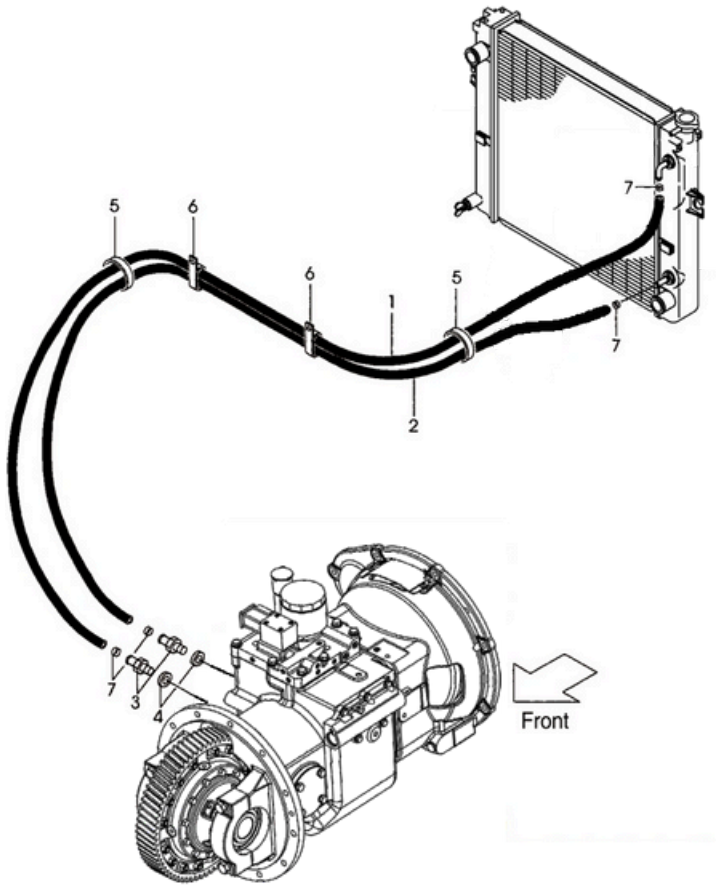
Fig.48 SEAL KIT FOR CONTROL VALVE (4SV)



| Item No. | Part No. | Description | Reqd | Remarks:Serial No. |
|----------|---------------------|--------------------|------|--------------------|
| 1 | 400-50976- | O-RING | 4 | |
| 2 | 01 402- | SEAL OIL | 8 | |
| 3 | 65308 404- | SAFETY VALVE | 1 | |
| 4 | 20119 404- | SHUNT SAFETY VALVE | 1 | |
| 5 | 20117 404- 20108 | OVERLOAD VALVE | 1 | |

Fig.49

Fig.49 HYDRAULIC



| Item No. | Part No. | Description | Req'd | Remarks:Serial No. |
|----------|---------------|----------------------------|-------|--------------------|
| 1 | F31A7-82101 | COOLING TUBING Ø13L = 2050 | 1 | |
| 2 | F31A7-82111 | COOLING TUBING Ø13L = 1750 | 1 | |
| 3 | F31A7-82221 | COOLING TUBING FITTINGS | 2 | |
| 4 | S5100-00014 | COMBINED WASHERS | 2 | |
| 5 | S4913-20380 | BAND | 2 | |
| 6 | HC25597-62201 | PIPE CLAMP | 2 | |
| 7 | S4911-00022 | DOUBLE STEEL WIRE CLAMP | 4 | |

Fig.50 TILT CYLINDER

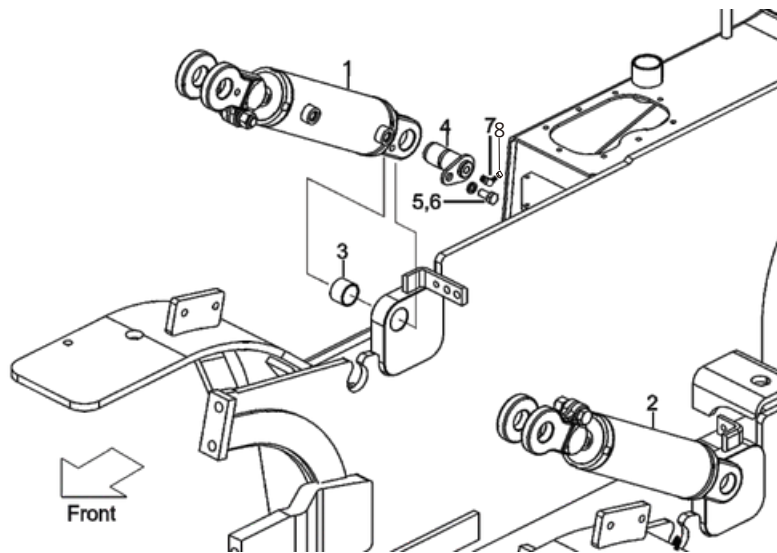
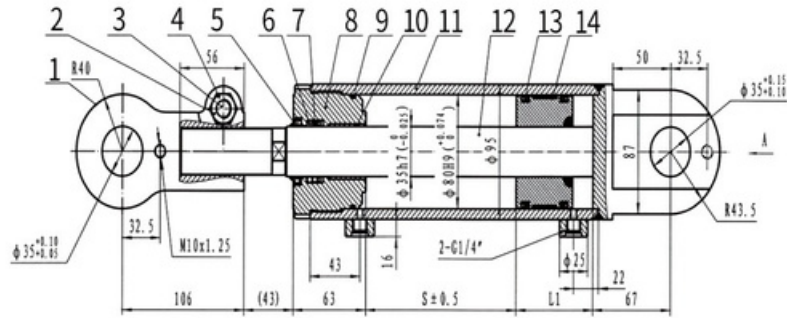


Fig.50

| Item No. | Part No. | Description | Req'd | Remarks:Serial No. |
|----------|-------------|-------------------------|-------|--------------------|
| 1 | F31A8-50012 | TUBE, RH | 1 | |
| 2 | F31A8-50002 | TUBE, LH | 1 | |
| 3 | F31A8-54021 | STEEL BACK BEARING 3530 | 2 | |
| 4 | F31A8-52201 | TILT CYLINDER PIN | 2 | |
| 5 | 51184-10020 | BOLT M10*20 | 2 | |
| 6 | 52010-00010 | WASHER | 2 | |
| 7 | S4901-00100 | FITTING | 2 | |
| 8 | F31A8-53061 | CAP, NIPPLE | 2 | |

Fig.51

Fig.51 TILT CYLINDER II



| Item No. | Part No. | Description | Req'd | Remarks:Serial No. |
|----------|--------------|-------------------------|-------|--------------------|
| A1 | GCX080TU-131 | CYL-ASS'Y, TILT RH | 1 | INC. 1-14 |
| 1 | X080TU-01 | EARRINGS | 1 | |
| 2 | B4123-00014 | NUT | 1 | |
| 3 | B0223-14070 | BOLT | 1 | |
| 4 | B5050-00014 | WASHER | 1 | |
| 5 | 27410-53111 | SEAL,DUST | 1 | |
| 6 | 23650-52861 | SHADE | 1 | |
| 7 | D30A8-53001 | U-RING | 1 | |
| 8 | D30A8-52021A | WASHER | 1 | |
| 9 | Z6003-08003 | O-RING | 1 | |
| 10 | Z2113-03530 | STEEL BACK BEARING 3530 | 1 | |
| 11 | X080TU.1 | CYLINDER BODY | 1 | |
| 12 | X080TU.2 | CHECK | 1 | |
| 13 | 23458-42241 | U-RING | 2 | |
| 14 | 22518-40122 | SUPPORT RING | 1 | |

Fig.52 FORK [VM21A]

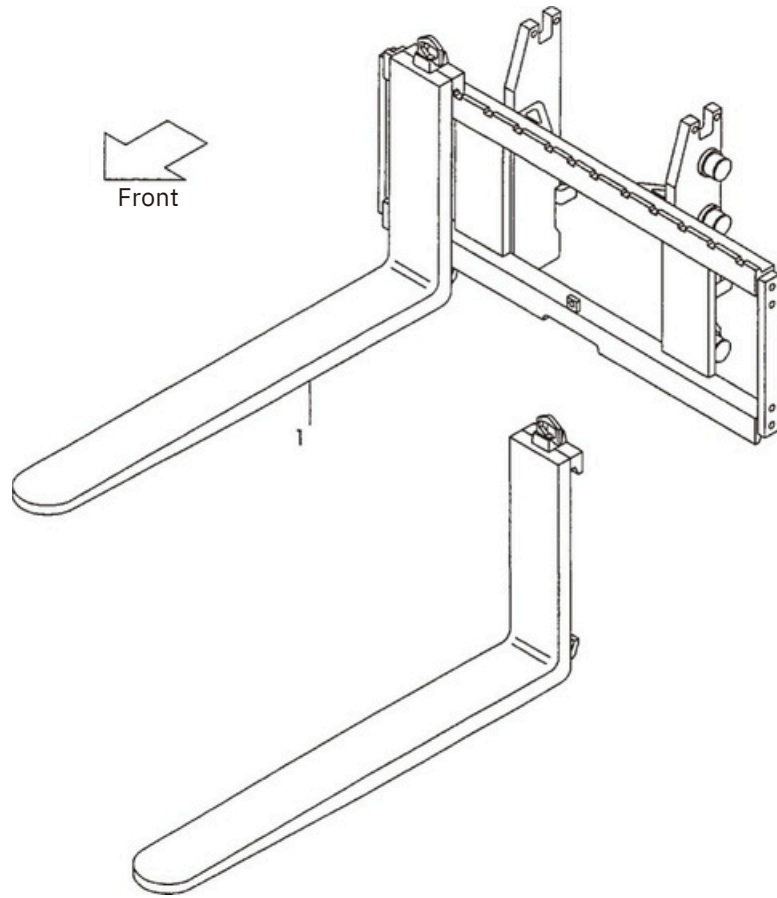
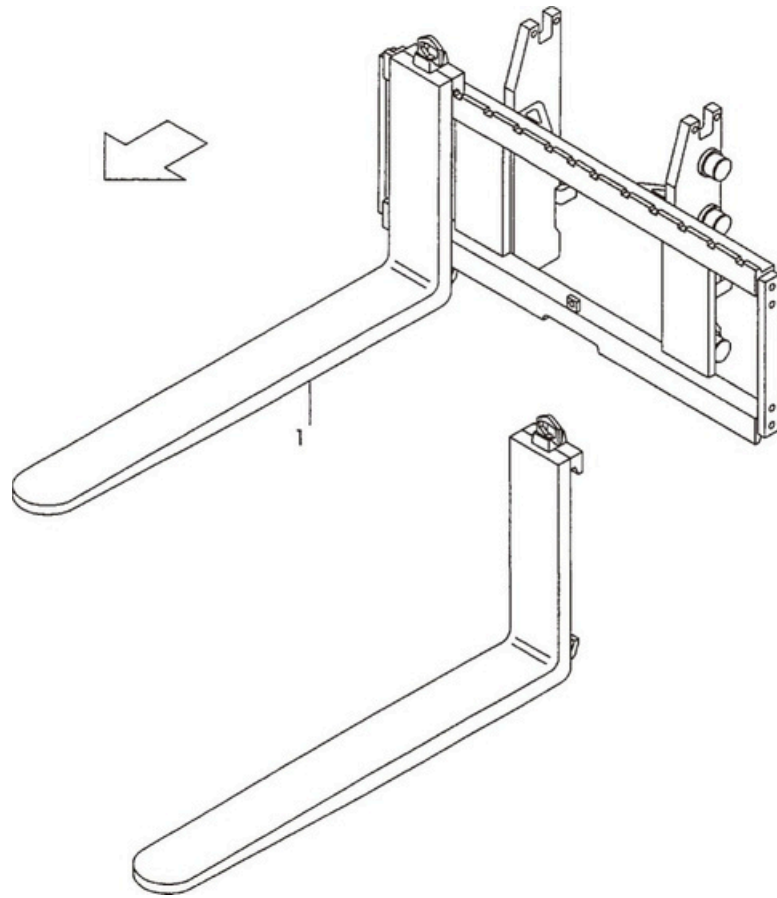


Fig.52

| Item No. | Part No. | Description | Req'd | Remarks:Serial No. |
|----------|-----------|-------------|-------|--------------------|
| 1 | LF107-14A | FORK | 2 | [LF100]INC. 2-5 |
| - | LF122-14A | FORK | 2 | [LF120]INC. 2-5 |
| - | LF137-14A | FORK | 2 | [LF130]INC. 2-5 |
| - | LF152-14A | FORK | 2 | [LF150]INC. 2-5 |
| - | LF167-14A | FORK | 2 | [LF160]INC. 2-5 |
| - | LF182-14A | FORK | 2 | [LF180]INC. 2-5 |

Fig.53

Fig.53 FORK [VM31A]



| Item No. | Part No. | Description | Req'd | Remarks:Serial No. |
|----------|-----------|-------------|-------|--------------------|
| 1 | LF107-14J | FORK | 2 | [LF107]INC. 2 |
| - | LF122-14J | FORK | 2 | [LF122]INC. 2 |
| - | LF137-14J | FORK | 2 | [LF137]INC. 2 |
| - | LF152-14J | FORK | 2 | [LF152]INC. 2 |
| - | LF167-14J | FORK | 2 | [LF167]INC. 2 |
| - | LF182-14J | FORK | 2 | [LF182]INC. 2 |
| - | LF197-14J | FORK | 2 | [LF197]INC. 2 |
| - | LF212-14J | FORK | 2 | [LF212]INC. 2 |

Fig.54 FORK [VM41A]

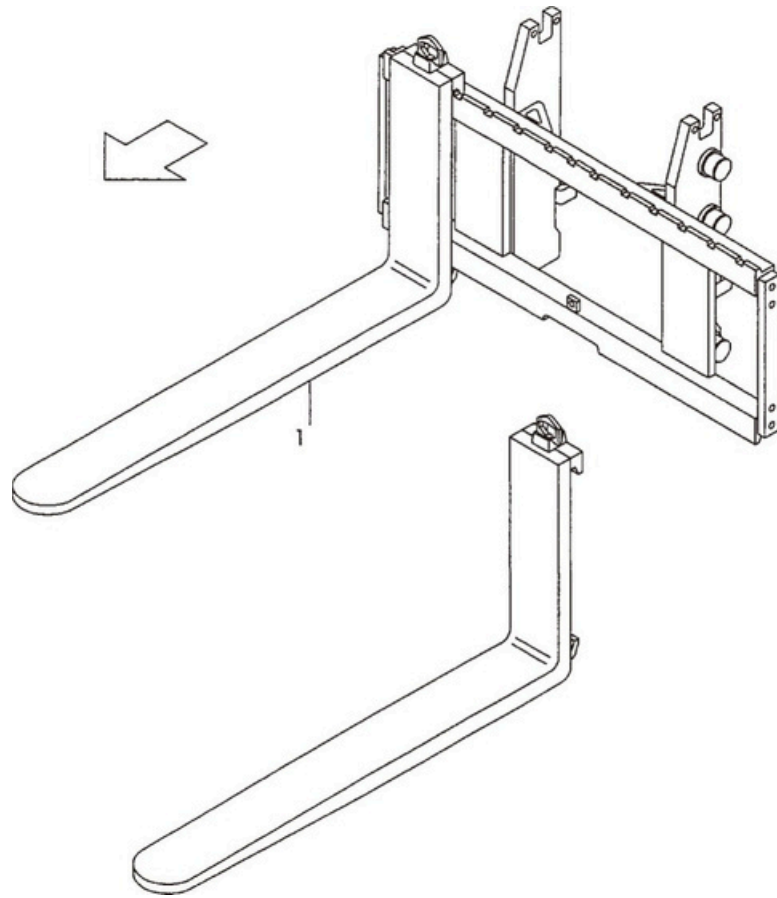
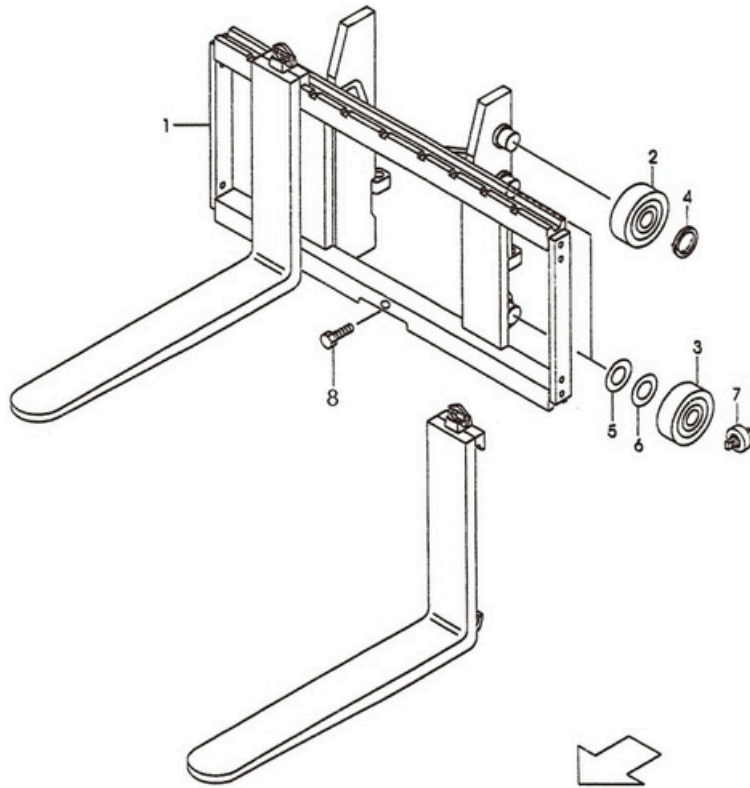


Fig.54

| Item No. | Part No. | Description | Req'd | Remarks:Serial No. |
|----------|-----------|-------------|-------|--------------------|
| 1 | LF107-14J | FORK | 2 | [LF107]INC. 2 |
| - | LF122-14J | FORK | 2 | [LF122]INC. 2 |
| - | LF137-14J | FORK | 2 | [LF137]INC. 2 |
| - | LF152-14J | FORK | 2 | [LF152]INC. 2 |
| - | LF167-14J | FORK | 2 | [LF167]INC. 2 |
| - | LF182-14J | FORK | 2 | [LF182]INC. 2 |
| - | LF197-14J | FORK | 2 | [LF197]INC. 2 |
| - | LF212-14J | FORK | 2 | [LF212]INC. 2 |

Fig.55 LIFT BRACKET [VM21A] [VM31A] [VM41A]

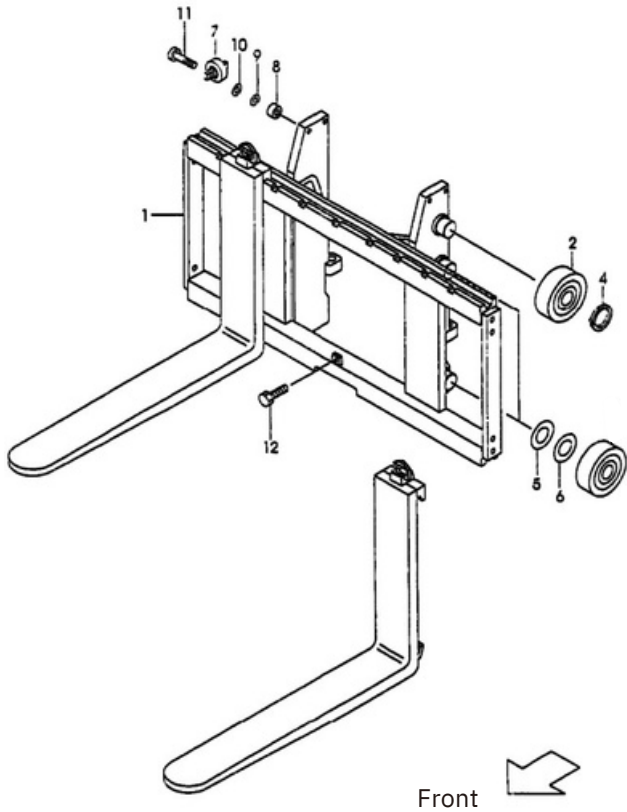
Fig.55



Front

| Item No. | Part No. | Description | Req'd | Remarks:Serial No. |
|----------|--------------|---------------|-------|--------------------|
| 1 | F21A8-20002a | BRACKET, LIFT | 1 | VM21A |
| - | F31A8-20002b | BRACKET, LIFT | 1 | VM31A |
| - | F36A8-20002b | BRACKET, LIFT | 1 | VM36A |
| - | F38A8-20002b | BRACKET, LIFT | 1 | VM41A |
| 2 | F31A8-42051 | ROLLER, END | 2 | |
| 3 | 980811NT-00 | ROLLER, END | 4 | |
| 4 | S2100-00045 | RING, SNAP | 2 | |
| 5 | TP041-0.50 | SHIM, T=0.5 | 4 | |
| 6 | TP041-1.00 | SHIM, T=1.0 | 4 | |
| 7 | CGLC311HL-00 | ROLLER, SIDE | 4 | |
| 8 | S1184-12025 | BOLT & WASHER | 1 | |

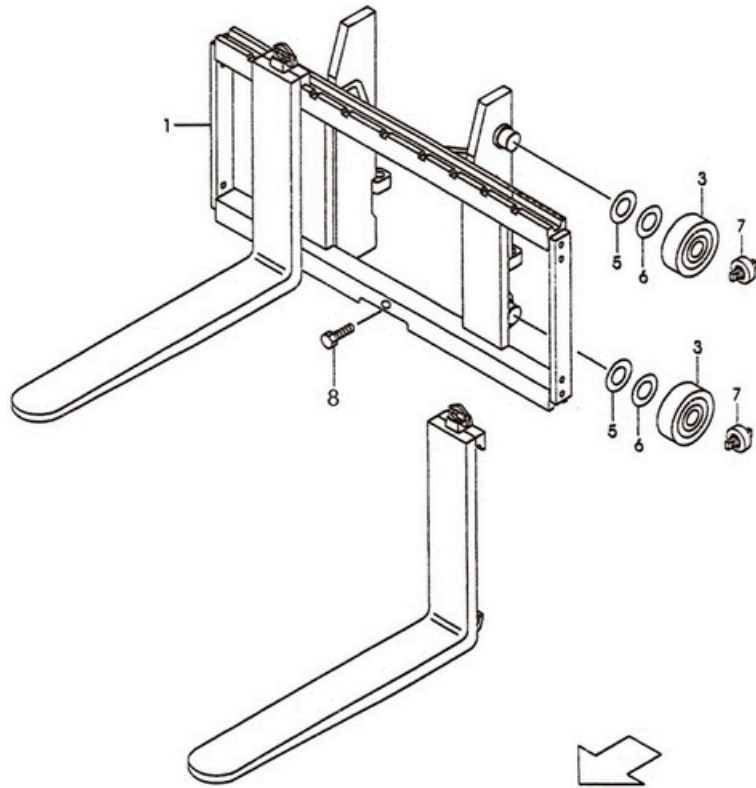
Fig.55-1 LIFT BRACKET [VFM21A] [VFM31A] [VFM41A]



| Item No. | Part No. | Description | Req'd | Remarks:Serial No. |
|----------|--------------|---------------|-------|--------------------|
| 1 | F21A0-60002 | BRACKET, LIFT | 1 | VFM21A |
| - | F31A0-60002a | BRACKET, LIFT | 1 | VFM31A |
| - | F36A0-60002 | BRACKET, LIFT | 1 | VFM36A |
| - | F38A0-60001a | BRACKET, LIFT | 1 | VFM41A |
| 2 | F31A8-42051 | ROLLER, END | 6 | |
| 4 | S2100-00045 | RING, SNAP | 6 | |
| 5 | TP041-0.50 | SHIM, T=0.5 | 8 | |
| 6 | TP041-1.00 | SHIM, T=1.0 | 8 | |
| 7 | CN-28-00 | ROLLER, SIDE | 2 | |
| 8 | S1184-12025 | BOLT & WASHER | 4 | |

Fig.55-2 LIFT BRACKET [V FSM21A] [V FSM31A] [V FSM36A]

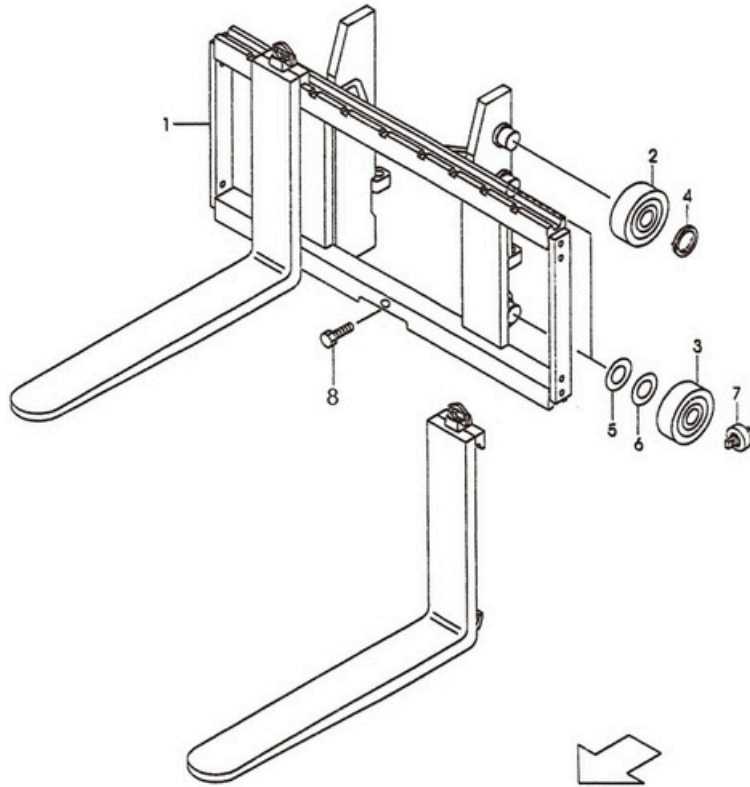
Fig.55-2



Front

| Item No. | Part No. | Description | Req'd | Remarks:Serial No. |
|----------|--------------|---------------|-------|--------------------|
| 1 | F21A7-90102 | BRACKET, LIFT | 1 | VFSM21A |
| - | F31A7-90102 | BRACKET, LIFT | 1 | VFSM31A |
| - | F36A7-90101a | BRACKET, LIFT | 1 | VFSM36A |
| 3 | 980811NT-00 | ROLLER, END | 4 | |
| 5 | TP041-0.50 | SHIM, T=0.5 | 8 | |
| 6 | TP041-1.00 | SHIM, T=1.0 | 8 | |
| 7 | CGLC311HL-00 | ROLLER, SIDE | 4 | |
| 8 | S1184-12025 | BOLT & WASHER | 1 | |

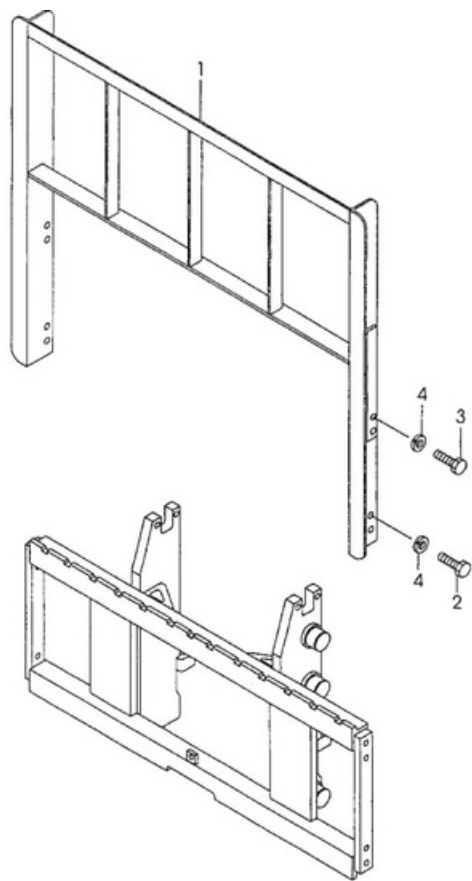
Fig.55-3 LIFT BRACKET [V FS41A]



Front

| Item No. | Part No. | Description | Req'd | Remarks:Serial No. |
|----------|--------------|---------------|-------|--------------------|
| 1 | F36A7-90101a | BRACKET, LIFT | 1 | VFSM41A |
| 2 | F31A8-42051 | ROLLER, END | 2 | |
| 3 | 980811NT-00 | ROLLER, END | 4 | |
| 4 | S2100-00045 | RING, SNAP | 2 | |
| 5 | TP041-0.50 | SHIM, T=0.5 | 4 | |
| 6 | TP041-1.00 | SHIM, T=1.0 | 4 | |
| 7 | CGLC311HL-00 | ROLLER, SIDE | 4 | |
| 8 | S1184-12025 | BOLT & WASHER | 1 | |

Fig.56 BACKREST [VM21A] [VM31A] [VM36A] [VM41A]

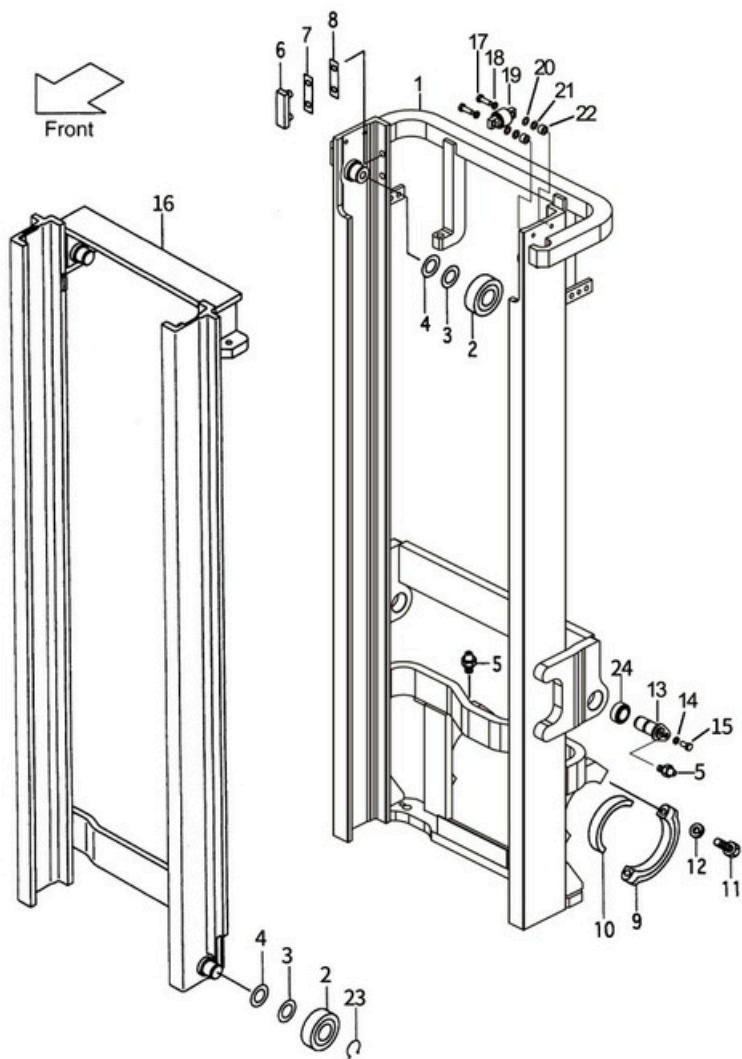


Front

| Item No. | Part No. | Description | Req'd | Remarks:Serial No. |
|----------|--------------|-------------|-------|--------------------|
| 1 | F21A8-22201a | BACKREST | 1 | 2-2.5Ton |
| - | F31A8-22201a | BACKREST | 1 | 3Ton |
| - | F36A8-22201a | BACKREST | 1 | 3.5-4Ton |
| 2 | S1100-14025 | BOLT | 4 | |
| 3 | S1100-14030 | BOLT | 4 | |
| 4 | S2010-00014 | WASHER | 8 | |

Fig.57 MAST [VM21A]

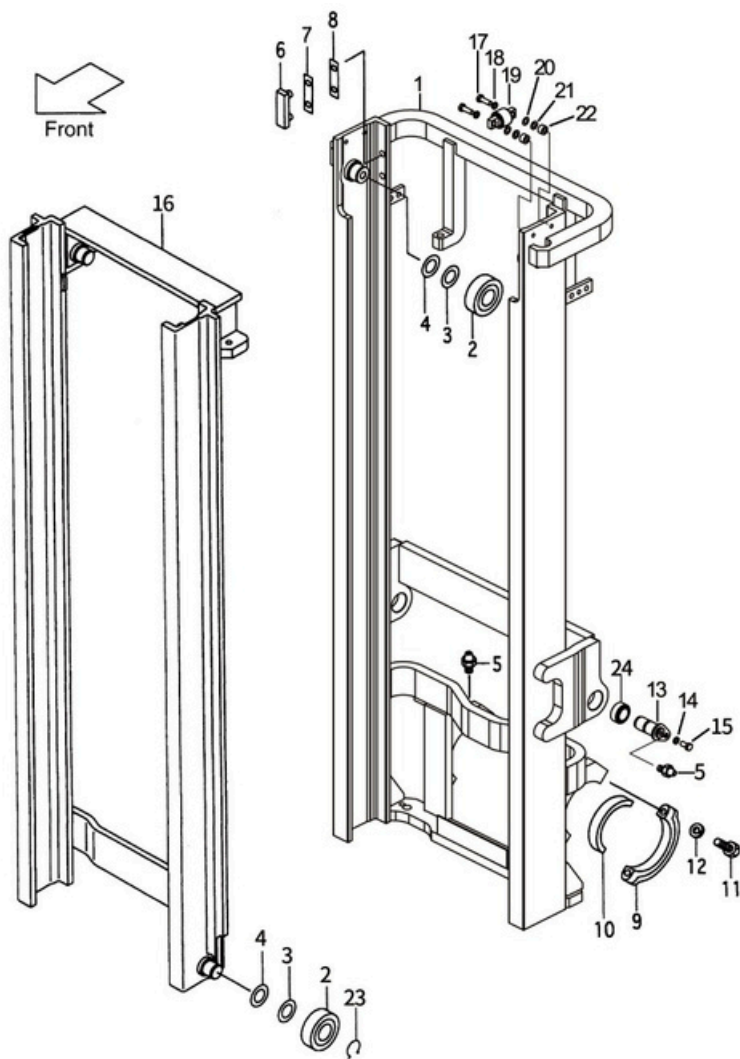
Fig.57



| Item No. | Part No. | Description | Req'd | Remarks:Serial No. |
|----------|-------------|-------------------|-------|--------------------|
| 1 | F21A8-30011 | MAST, OUTER VM200 | 1 | |
| - | F21A8-30021 | MAST, OUTER VM225 | 1 | |
| - | F21A8-30031 | MAST, OUTER VM250 | 1 | |
| - | F21A8-30041 | MAST, OUTER VM270 | 1 | |
| - | F21A8-30051 | MAST, OUTER VM275 | 1 | |
| - | F21A8-30001 | MAST, OUTER VM300 | 1 | |
| - | F21A8-30061 | MAST, OUTER VM325 | 1 | |
| - | F21A8-30071 | MAST, OUTER VM330 | 1 | |
| - | F21A8-30081 | MAST, OUTER VM350 | 1 | |
| - | F21A8-30091 | MAST, OUTER VM366 | 1 | |
| - | F21A8-30101 | MAST, OUTER VM370 | 1 | |
| - | F21A8-30111 | MAST, OUTER VM375 | 1 | |
| - | F21A8-30121 | MAST, OUTER VM400 | 1 | |
| - | F21A8-30131 | MAST, OUTER VM425 | 1 | |
| - | F21A8-30141 | MAST, OUTER VM450 | 1 | |
| - | F21A8-30151 | MAST, OUTER VM475 | 1 | |
| - | F21A8-30161 | MAST, OUTER VM500 | 1 | |
| - | F21A8-30171 | MAST, OUTER VM550 | 1 | |
| - | F21A8-30181 | MAST, OUTER VM600 | 1 | |
| 2 | F31A8-42051 | ROLLER, END | 4 | |
| 3 | F21A8-22021 | SHIM, T-0.5 | 12 | |
| 4 | F21A8-22031 | SHIM, T-1.0 | 12 | |
| 5 | S4901-00100 | FITTING | 4 | |
| 6 | F21A8-22101 | SLIPPER | 2 | |
| 7 | F21A8-22041 | SHIM, T-0.5 | 8 | |

Fig.57 MAST [VM21A]

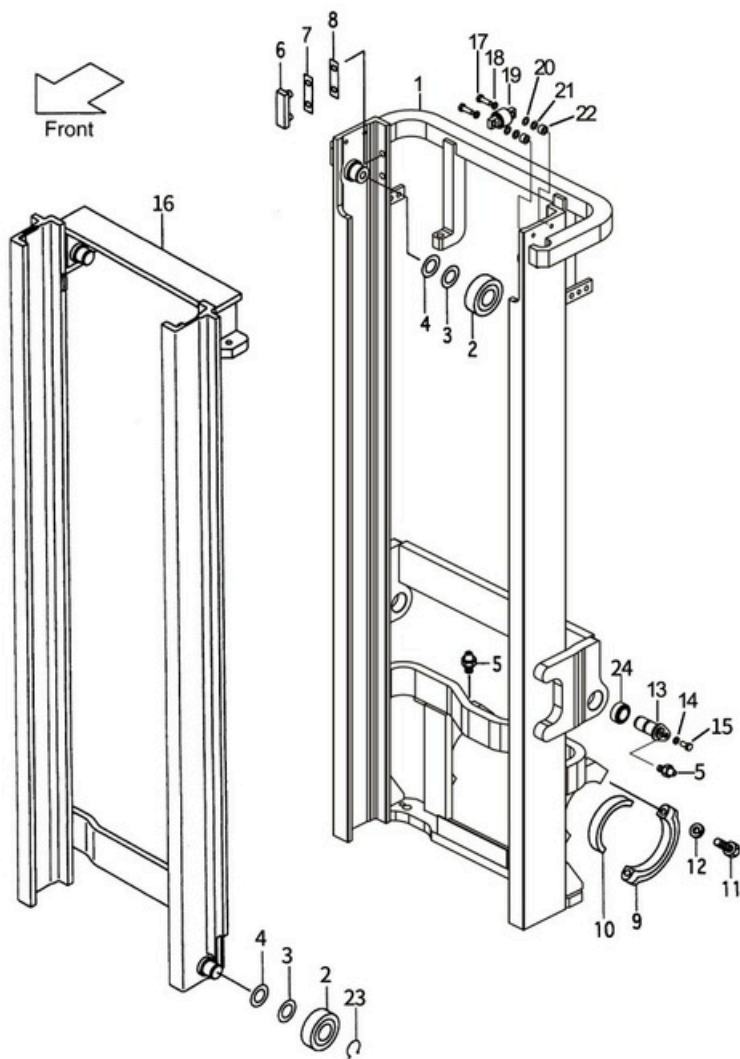
Fig.57



| Item No. | Part No. | Description | Req'd | Remarks:Serial No. |
|----------|-------------|-------------------|-------|--------------------|
| 8 | F21A8-22051 | SHIM, T-1.0 | 4 | |
| 9 | F31A8-40101 | CAP | 2 | |
| 10 | F31A8-40201 | BUSHING | 2 | |
| 11 | S1103-16065 | BOLT | 4 | |
| 12 | S2011-00016 | WASHER | 4 | |
| 13 | F31A8-52201 | PIN | 2 | |
| 14 | S1184-10020 | BOLT & WASHER | 2 | |
| 15 | S1106-10020 | BOLT & WASHER | 2 | |
| 16 | F21A8-30211 | MAST, INNER VM200 | 1 | |
| - | F21A8-30221 | MAST, INNER VM225 | 1 | |
| - | F21A8-30231 | MAST, INNER VM250 | 1 | |
| - | F21A8-30241 | MAST, INNER VM270 | 1 | |
| - | F21A8-30251 | MAST, INNER VM275 | 1 | |
| - | F21A8-30201 | MAST, INNER VM300 | 1 | |
| - | F21A8-30261 | MAST, INNER VM325 | 1 | |
| - | F21A8-30271 | MAST, INNER VM330 | 1 | |
| - | F21A8-30281 | MAST, INNER VM350 | 1 | |
| - | F21A8-30291 | MAST, INNER VM366 | 1 | |
| - | F21A8-30301 | MAST, INNER VM370 | 1 | |
| - | F21A8-30311 | MAST, INNER VM375 | 1 | |
| - | F21A8-30321 | MAST, INNER VM400 | 1 | |
| - | F21A8-30331 | MAST, INNER VM425 | 1 | |
| - | F21A8-30341 | MAST, INNER VM450 | 1 | |
| - | F21A8-30351 | MAST, INNER VM475 | 1 | |
| - | F21A8-30361 | MAST, INNER VM500 | 1 | |
| - | F21A8-30371 | MAST, INNER VM550 | 1 | |
| - | F21A8-30381 | MAST, INNER VM600 | 1 | |

Fig.57 MAST [VM21A]

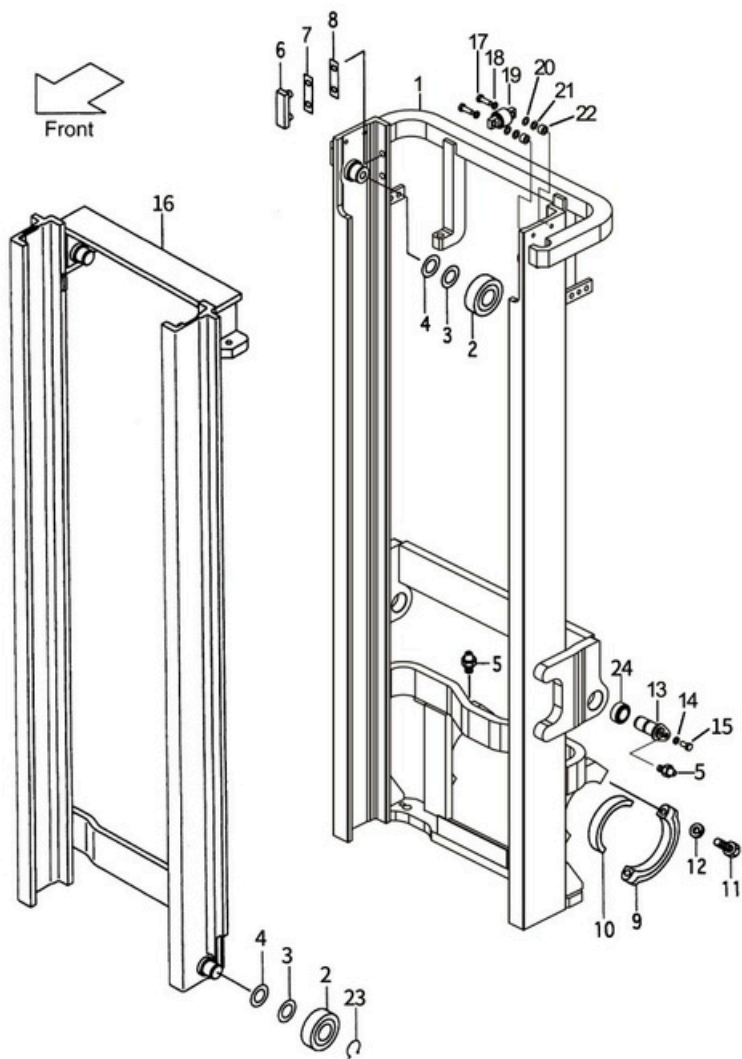
Fig.57



| Item No. | Part No. | Description | Req'd | Remarks:Serial No. |
|----------|-------------|-------------|-------|--------------------|
| 17 | S1106-12050 | BOLT | 4 | |
| 18 | S2010-00012 | SHIM,T-0.5 | 4 | |
| 19 | CN-28-00 | SHIM,T-1.0 | 2 | |
| 20 | F21A8-22081 | SHIM | AR | |
| 21 | F21A8-22061 | SHIM | AR | |
| 22 | F21A8-22091 | SHIM | 4 | |
| 23 | S9192-30044 | CHECK | 4 | |
| 24 | F31A8-54011 | BEARING | 2 | |

Fig.58 MAST [VM31A]

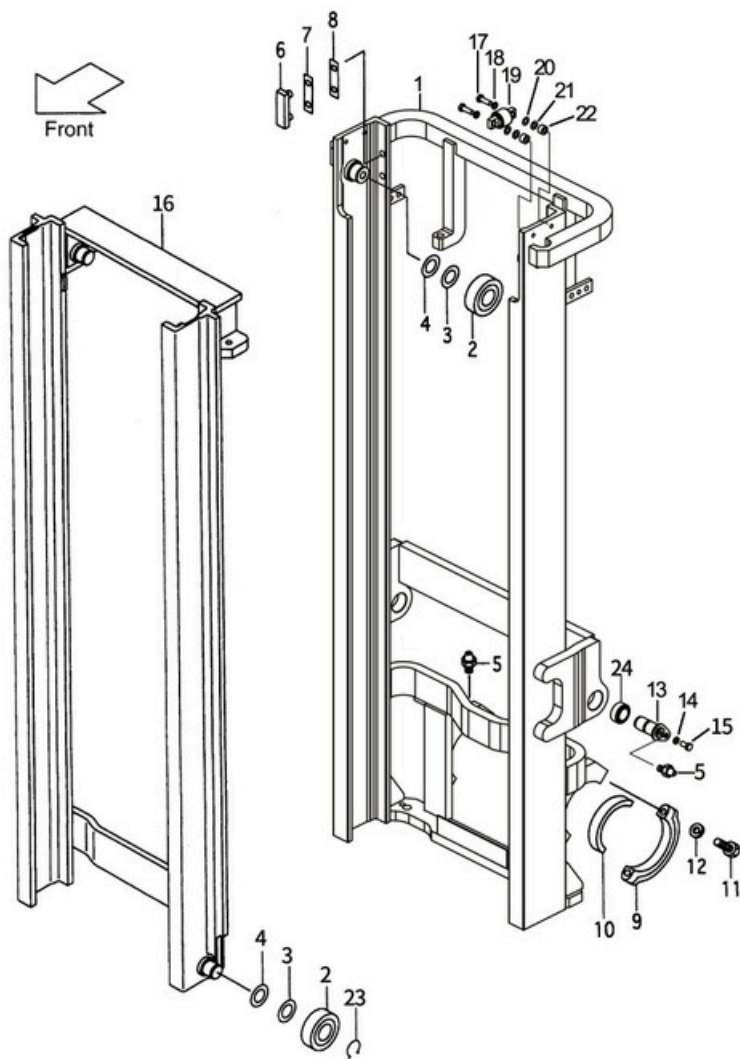
Fig.58



| Item No. | Part No. | Description | Req'd | Remarks:Serial No. |
|----------|-------------|-------------------|-------|--------------------|
| 1 | F31A8-30011 | MAST, OUTER VM200 | 1 | |
| - | F31A8-30021 | MAST, OUTER VM225 | 1 | |
| - | F31A8-30031 | MAST, OUTER VM250 | 1 | |
| - | F31A8-30041 | MAST, OUTER VM270 | 1 | |
| - | F31A8-30051 | MAST, OUTER VM275 | 1 | |
| - | F31A8-30001 | MAST, OUTER VM300 | 1 | |
| - | F31A8-30061 | MAST, OUTER VM325 | 1 | |
| - | F31A8-30071 | MAST, OUTER VM330 | 1 | |
| - | F31A8-30081 | MAST, OUTER VM350 | 1 | |
| - | F31A8-30091 | MAST, OUTER VM366 | 1 | |
| - | F31A8-30101 | MAST, OUTER VM370 | 1 | |
| - | F31A8-30111 | MAST, OUTER VM375 | 1 | |
| - | F31A8-30121 | MAST, OUTER VM400 | 1 | |
| - | F31A8-30131 | MAST, OUTER VM425 | 1 | |
| - | F31A8-30141 | MAST, OUTER VM450 | 1 | |
| - | F31A8-30151 | MAST, OUTER VM475 | 1 | |
| - | F31A8-30161 | MAST, OUTER VM500 | 1 | |
| - | F31A8-30171 | MAST, OUTER VM550 | 1 | |
| - | F31A8-30181 | MAST, OUTER VM600 | 1 | |
| 2 | F31A8-42051 | ROLLER, END | 4 | |
| 3 | F21A8-22021 | SHIM, T-0.5 | 12 | |
| 4 | F21A8-22001 | SHIM, T-1.0 | 12 | |
| 5 | S4901-00100 | FITTING | 2 | |
| 6 | F21A8-22101 | SLIPPER | 2 | |
| 7 | F21A8-22041 | SHIM, T-0.5 | 8 | |

Fig.58 MAST [VM31A]

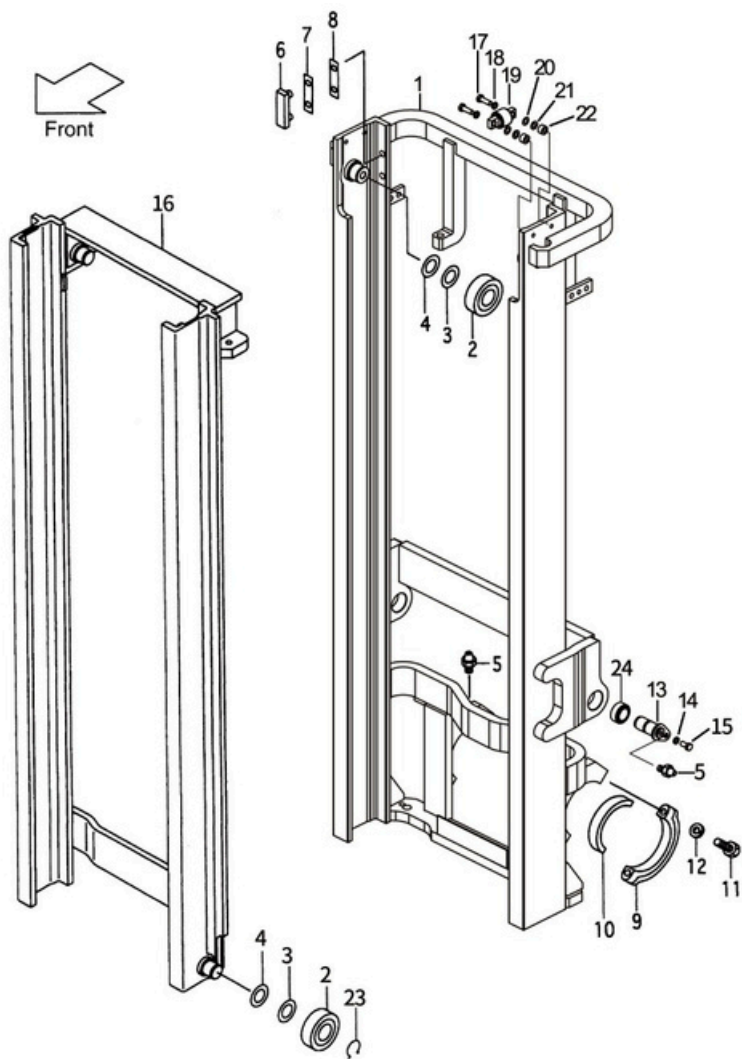
Fig.58



| Item No. | Part No. | Description | Req'd | Remarks:Serial No. |
|----------|-------------|-------------------|-------|--------------------|
| 8 | F21A8-22051 | SHIM, T-1.0 | 4 | |
| 9 | F31A8-40101 | CAP | 2 | |
| 10 | F31A8-40201 | BUSHING | 2 | |
| 11 | S1103-16065 | BOLT | 4 | |
| 12 | S2011-00016 | WASHER | 4 | |
| 13 | F31A8-52201 | PIN | 2 | |
| 14 | S2010-00010 | BOLT & WASHER | 2 | |
| 15 | S1106-10020 | BOLT | 2 | |
| 16 | F31A8-30211 | MAST, INNER VM200 | 1 | |
| - | F31A8-30221 | MAST, INNER VM225 | 1 | |
| - | F31A8-30231 | MAST, INNER VM250 | 1 | |
| - | F31A8-30241 | MAST, INNER VM270 | 1 | |
| - | F31A8-30251 | MAST, INNER VM275 | 1 | |
| - | F31A8-30201 | MAST, INNER VM300 | 1 | |
| - | F31A8-30261 | MAST, INNER VM325 | 1 | |
| - | F31A8-30271 | MAST, INNER VM330 | 1 | |
| - | F31A8-30281 | MAST, INNER VM350 | 1 | |
| - | F31A8-30291 | MAST, INNER VM366 | 1 | |
| - | F31A8-30301 | MAST, INNER VM370 | 1 | |
| - | F31A8-30311 | MAST, INNER VM375 | 1 | |
| - | F31A8-30321 | MAST, INNER VM400 | 1 | |
| - | F31A8-30231 | MAST, INNER VM425 | 1 | |
| - | F31A8-30341 | MAST, INNER VM450 | 1 | |
| - | F31A8-30351 | MAST, INNER VM475 | 1 | |
| - | F31A8-30361 | MAST, INNER VM500 | 1 | |
| - | F31A8-30371 | MAST, INNER VM550 | 1 | |
| - | F31A8-30381 | MAST, INNER VM600 | 1 | |

Fig.58 MAST [VM31A]

Fig.58



| Item No. | Part No. | Description | Req'd | Remarks:Serial No. |
|----------|-------------|-------------|-------|--------------------|
| 17 | S1106-12050 | ROLLER, END | 4 | |
| 18 | S2010-00012 | SHIM, T-0.5 | 4 | |
| 19 | CN-28-00 | SHIM, T-1.0 | 2 | |
| 20 | F21A8-22081 | RING, SNAP | 2 | |
| 21 | F21A8-22061 | SHIM | 2 | |
| 22 | F21A8-22091 | SPACE | AR | |
| 23 | S9192-30044 | SHIM | AR | |
| 24 | F31A8-54011 | BEARING | 2 | |

Fig.59 M AST PIPING [VM21A]

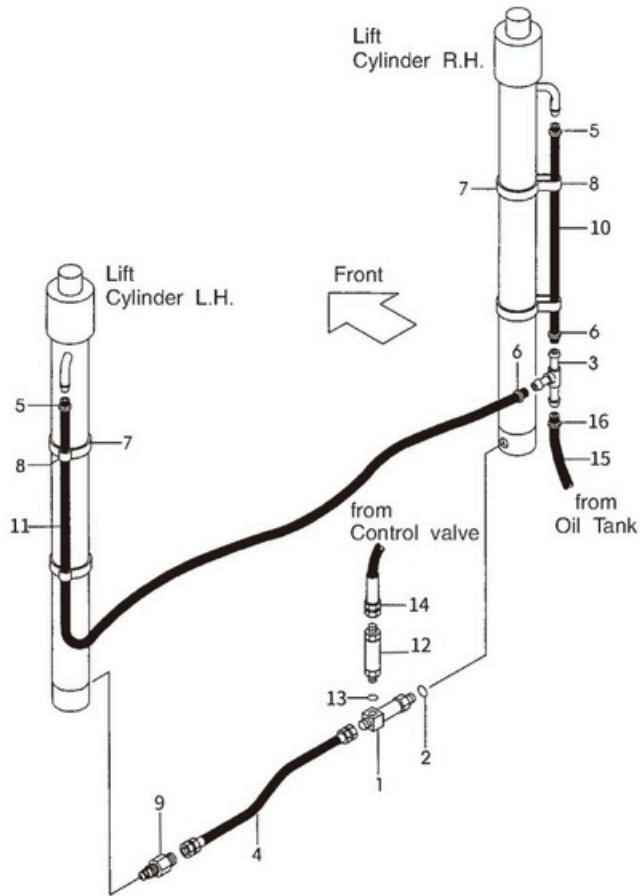
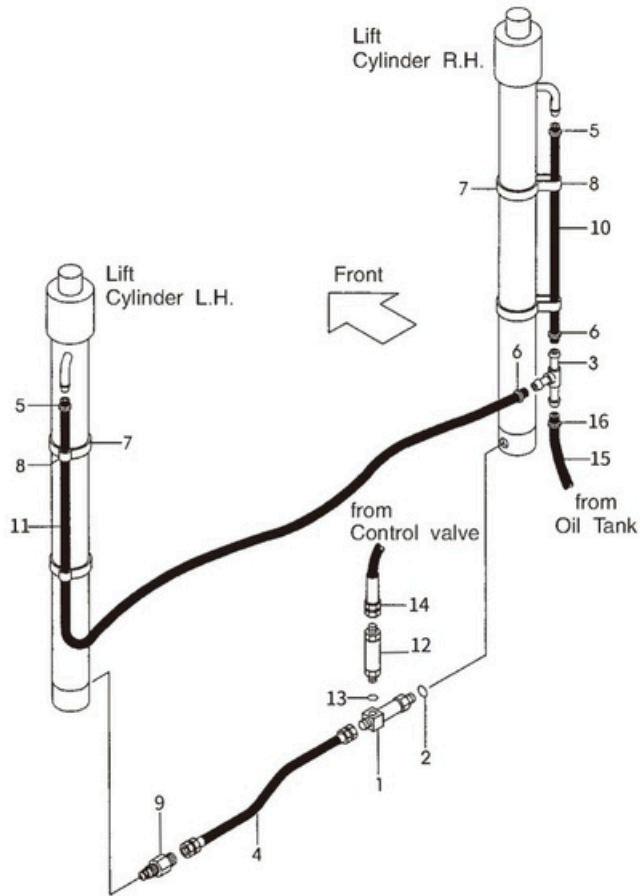


Fig.59

| Item No. | Part No. | Description | Req'd | Remarks:Serial No. |
|----------|-------------|-----------------|-------|--------------------|
| 1 | F31A8-41101 | THREE-WAY | 1 | |
| 2 | S3320-00140 | O-RING | 1 | |
| 3 | F21A8-22111 | THREE-WAY | 1 | |
| 4 | B21E0-62072 | HOSE | 1 | |
| 5 | S4911-00018 | CLIP | 2 | |
| 6 | S4911-00018 | CLIP | 2 | |
| 7 | S4913-21380 | BAND | 4 | |
| 8 | F31A8-47401 | BAND | 4 | |
| 9 | F31A8-40701 | VALVE-ASSY, CUT | 1 | |
| 10 | S3678-40060 | HOSE, RH VM200 | 1 | |
| - | S3678-40070 | HOSE, RH VM225 | 1 | |
| - | S3678-40085 | HOSE, RH VM250 | 1 | |
| - | S3678-40095 | HOSE, RH VM270 | 1 | |
| - | S3678-40095 | HOSE, RH VM275 | 1 | |
| - | S3678-40110 | HOSE, RH VM300 | 1 | |
| - | S3678-40120 | HOSE, RH VM325 | 1 | |
| - | S3678-40125 | HOSE, RH VM330 | 1 | |
| - | S3678-40135 | HOSE, RH VM350 | 1 | |
| - | S3678-40145 | HOSE, RH VM366 | 1 | |
| - | S3678-40145 | HOSE, RH VM370 | 1 | |
| - | S3678-40145 | HOSE, RH VM375 | 1 | |
| - | S3678-40165 | HOSE, RH VM400 | 1 | |
| - | S3678-40175 | HOSE, RH VM425 | 1 | |
| - | S3678-40190 | HOSE, RH VM450 | 1 | |
| - | S3678-40200 | HOSE, RH VM475 | 1 | |
| - | S3678-40215 | HOSE, RH VM500 | 1 | |
| - | S3678-40245 | HOSE, RH VM550 | 1 | |
| - | S3678-40270 | HOSE, RH VM600 | 1 | |

Fig.59 M AST PIPING [VM21A]



| Item No. | Part No. | Description | Req'd | Remarks:Serial No. |
|----------|-------------|---------------------|-------|--------------------|
| 11 | S3678-40125 | HOSE, LH VM200 | 1 | |
| - | S3678-40145 | HOSE, LH VM225 | 1 | |
| - | S3678-40150 | HOSE, LH VM250 | 1 | |
| - | S3678-40160 | HOSE, LH VM270 | 1 | |
| - | S3678-40160 | HOSE, LH VM275 | 1 | |
| - | S3678-40170 | HOSE, LH VM300 | 1 | |
| - | S3678-40185 | HOSE, LH VM325 | 1 | |
| - | S3678-40190 | HOSE, LH VM330 | 1 | |
| - | S3678-40200 | HOSE, LH VM350 | 1 | |
| - | S3678-40210 | HOSE, LH VM366 | 1 | |
| - | S3678-40210 | HOSE, LH VM370 | 1 | |
| - | S3678-40210 | HOSE, LH VM375 | 1 | |
| - | S3678-40230 | HOSE, LH VM400 | 1 | |
| - | S3678-40240 | HOSE, LH VM425 | 1 | |
| - | S3678-40255 | HOSE, LH VM450 | 1 | |
| - | S3678-40265 | HOSE, LH VM475 | 1 | |
| - | S3678-40280 | HOSE, LH VM500 | 1 | |
| - | S3678-40310 | HOSE, LH VM550 | 1 | |
| - | S3678-40355 | HOSE, LH VM600 | 1 | |
| 12 | F21A8-41001 | FLOW REGURATOR-ASSY | 1 | |
| 13 | S3320-00180 | O-RING | 1 | |
| 14 | F21A8-02102 | HOSE | 1 | |
| 15 | S3678-40105 | HOSE | 1 | |
| 16 | S4911-00018 | CLIP | 1 | |
| 17 | S4914-00016 | CLIP | 1 | |

Fig.60 MAST PIPING [VM31A]

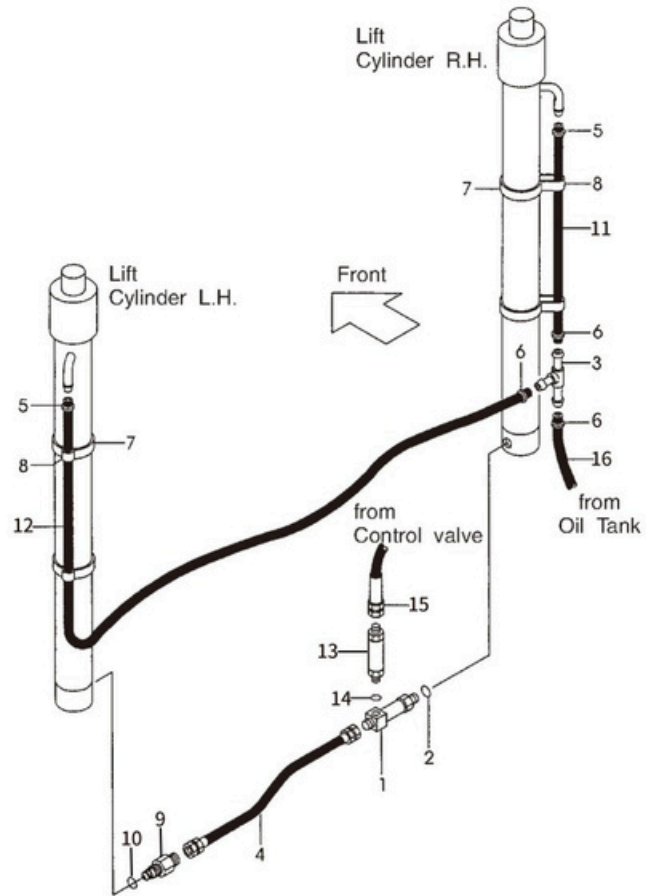


Fig.60

| Item No. | Part No. | Description | Req'd | Remarks:Serial No. |
|----------|-------------|-----------------|-------|--------------------|
| 1 | F31A8-41101 | THREE-WAY | 1 | |
| 2 | S3320-00140 | O-RING | 1 | |
| 3 | F21A8-22111 | THREE-WAY | 1 | |
| 4 | 54681-03035 | HOSE | 1 | |
| 5 | S4911-00018 | CLIP | 2 | |
| 6 | S4911-00018 | CLIP | 2 | |
| 7 | S4913-21380 | BAND | 4 | |
| 8 | F31A8-47401 | BAND, HOSE | 4 | |
| 9 | F31A8-40701 | VALVE-ASSY, CUT | 1 | INC.9-13 |
| 10 | S3320-00140 | O-RING | 1 | |
| 11 | S3678-40060 | HOSE VM200 | 1 | |
| - | S3678-40070 | HOSE VM225 | 1 | |
| - | S3678-40085 | HOSE VM250 | 1 | |
| - | S3678-40095 | HOSE | 1 | |
| - | S3678-40110 | HOSE VM300 | 1 | |
| - | S3678-40120 | HOSE VM325 | 1 | |
| - | S3678-40125 | HOSE VM330 | 1 | |
| - | S3678-40135 | HOSE VM350 | 1 | |
| - | S3678-40145 | HOSE | 1 | |
| - | S3678-40165 | HOSE VM400 | 1 | |
| - | S3678-40175 | HOSE VM425 | 1 | |
| - | S3678-40190 | HOSE VM450 | 1 | |
| - | S3678-40200 | HOSE VM475 | 1 | |
| - | S3678-40215 | HOSE VM500 | 1 | [VM366-375] |
| - | S3678-40245 | HOSE VM550 | 1 | |
| - | S3678-40270 | HOSE VM600 | 1 | |

Fig.60 MAST PIPING [VM31A]

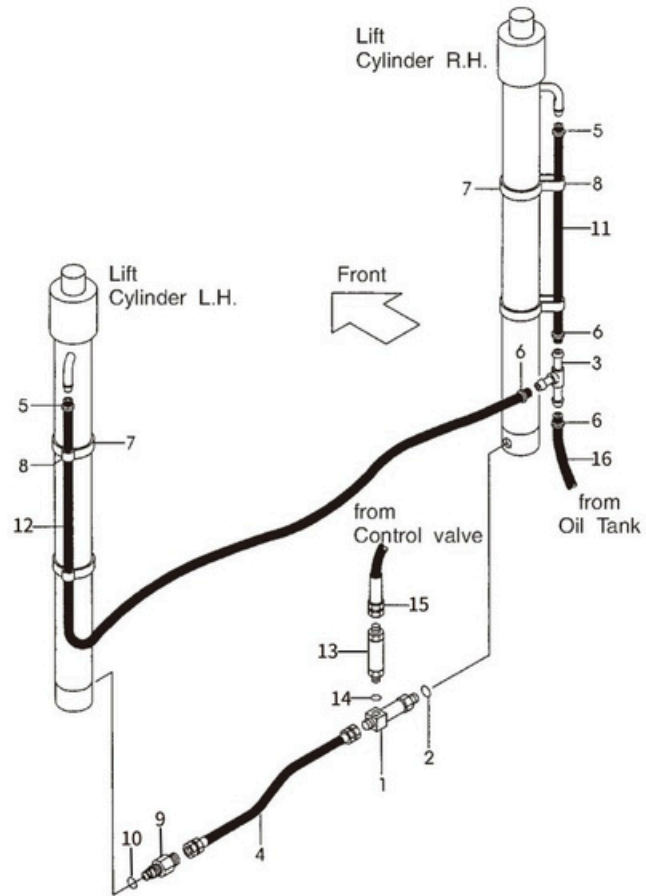
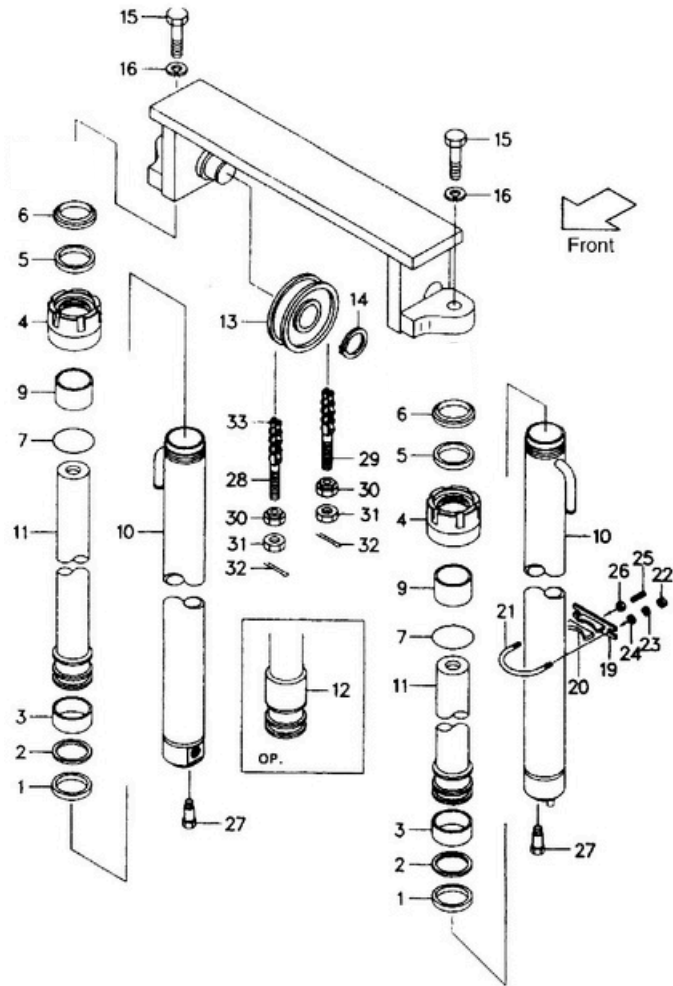


Fig.60

| Item No. | Part No. | Description | Req'd | Remarks:Serial No. |
|----------|-------------|-------------|-------|--------------------|
| 12 | S3678-40125 | HOSE VM200 | 1 | |
| - | S3678-40145 | HOSE VM225 | 1 | |
| - | S3678-40150 | HOSE VM250 | 1 | |
| - | S3678-40160 | HOSE | 1 | |
| - | S3678-40170 | HOSE VM300 | 1 | |
| - | S3678-40185 | HOSE VM325 | 1 | |
| - | S3678-40190 | HOSE VM330 | 1 | |
| - | S3678-40200 | HOSE VM350 | 1 | |
| - | S3678-40210 | HOSE | 1 | [VM270][VM275] |
| - | S3678-40230 | HOSE VM400 | 1 | |
| - | S3678-40240 | HOSE VM425 | 1 | |
| - | S3678-40255 | HOSE VM450 | 1 | |
| - | S3678-40265 | HOSE VM475 | 1 | |
| - | S3678-40280 | HOSE VM500 | 1 | [VM366-375] |
| - | S3678-40310 | HOSE VM550 | 1 | |
| - | S3678-40335 | HOSE VM600 | 1 | |
| 13 | F31A8-41001 | REGULATOR | 1 | |
| 14 | S3320-00180 | O-RING | 1 | |
| 15 | F31A8-02102 | HOSE | 1 | |
| 16 | S3678-40110 | HOSE | 1 | |

Fig.61

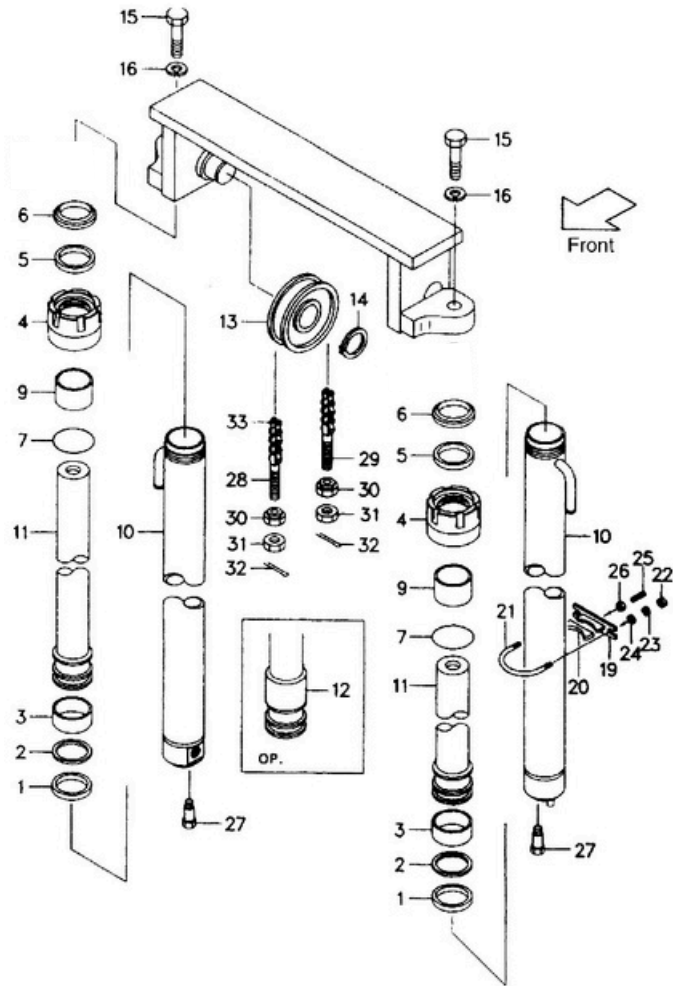
Fig.61 LIFT CYLINDER [VM21A]



| Item No. | Part No. | Description | Req'd | Remarks:Serial No. |
|----------|---------------|--|-------|--------------------|
| A | F21A8-40001 | LIFT CYLINDER ASSY (STD)H=VM300(INC.1-12) | 2 | See OP. Parts |
| 1 | 23650-83521 | PACKING 50X40X6 | 2 | |
| 2 | 27970-53141 | RING 45X50X20 | 2 | |
| 3 | 23650-83531 | WEARING 50X40X3 | 2 | |
| 4 | GCQ050X5-01 | CAP | 2 | |
| 5 | AR2342E5 | PACKING 40X50X7/10 | 2 | |
| 6 | 23918-52161 | SEAL 40X50X6 | 2 | |
| 7 | Z6053-04972 | O-RING ϕ 49. 7X2. 4 | 2 | |
| 9 | Z2113-04030 | BUSHING | 2 | |
| 10 | GCQ050TCMC.1 | TUBE(STD)H=VM300 | 2 | |
| 11 | GCQ050TCMC-01 | PISTON ROD(STD)H=VM300 | 2 | |
| 12 | TZT-50 | SPACER | 2 | VM400-500=1 |
| | TZT-100 | SPACER | 2 | VM550,600=2 |
| 13 | F31A8-43501 | SEAVE | 2 | |
| 14 | S2100-00040 | SNAP RING | 2 | |
| 15 | S1106-14040 | BOLT | 2 | |
| 16 | S2010-00014 | WASHER | 2 | |
| 19 | F31A8-42181 | SUPPORT | 2 | |
| 20 | F31A8-42411 | RUBBER | 2 | |
| 21 | F31A8-42552 | U-BOLT | 2 | |
| 22 | S1400-00010 | NUT | 4 | |
| 23 | S2000-00010 | WASHER | 4 | |
| 24 | S2010-20010 | WASHER | 4 | |
| 25 | S2000-20010 | PLUG | 2 | |
| 26 | S1400-00010 | NUT | 2 | |
| 27 | F31A8-44581 | BOLT | 2 | |
| 28 | 52672-72231 | PIN | 2 | |

Fig.61

Fig.61 LIFT CYLINDER [VM21A]



| Item No. | Part No. | Description | Req'd | Remarks:Serial No. |
|----------|-------------|-------------------------|-------|--------------------|
| 29 | 23500-82001 | PIN | 2 | |
| 30 | F31A8-44581 | NUT | 4 | |
| 31 | S1400-00018 | NUT | 4 | |
| 32 | S2200-03040 | PIN, cotter | 4 | |
| 33 | S0634-45971 | LEAF CHAIN(STD) H=VM300 | 2 | See OP. Parts |

Fig.61 LIFT CYLINDER [VM21A]

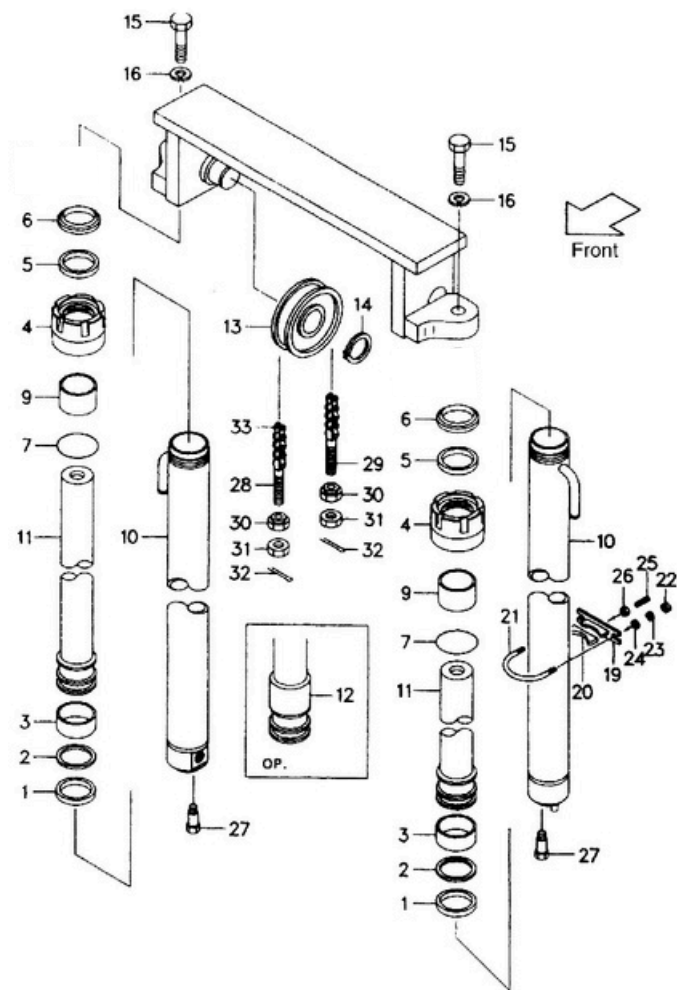


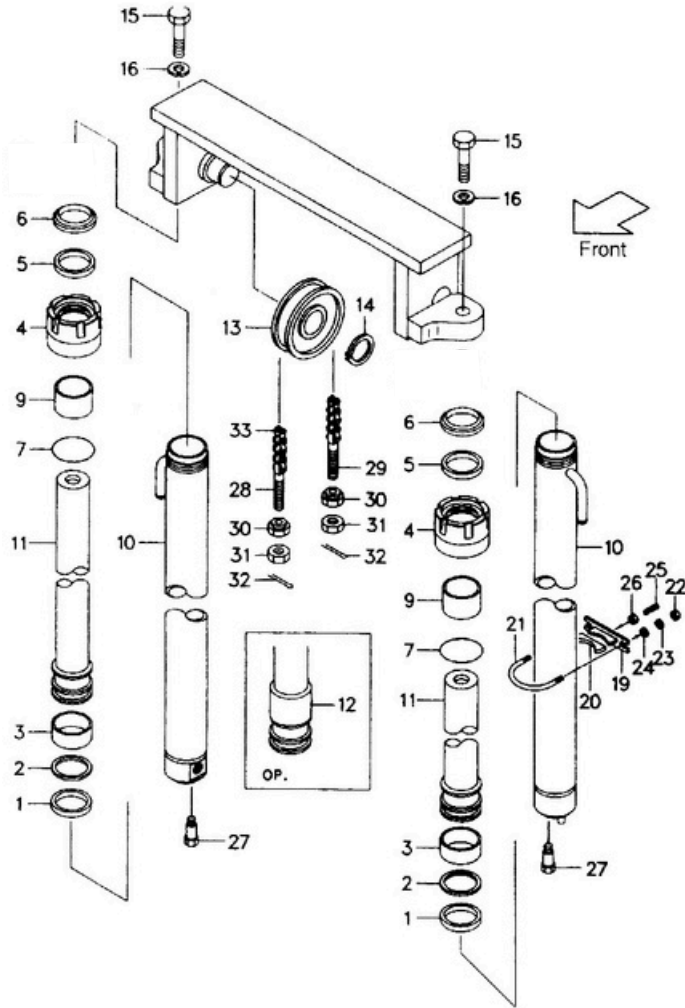
Fig.61

<Optional Parts>

| Item No. | A | 10 | 11 | 33 |
|-------------|---------------------|-------------|-------------|-------------|
| Lift Height | LIFT CYLINDER ASS'Y | TUBE | PISTON ROD | LEAF CHAIN |
| VM200 | F21A8-40011 | S77N8-40211 | S14A8-40811 | S0634-45711 |
| VM225 | F21A8-40021 | S77N8-40221 | S14A8-40821 | S0634-45771 |
| VM250 | F21A8-40031 | S77N8-40231 | S14A8-40831 | S0634-45831 |
| VM270 | F21A8-40041 | S77N8-40241 | S14A8-40841 | S0634-45891 |
| VM275 | F21A840051 | S77N8-40251 | S14A8-40851 | S0634-45911 |
| VM300 | (STD) | (STD) | (STD) | (STD) |
| VM325 | F21A8-40061 | S77N8-40261 | S14A8-40861 | S0634-46031 |
| VM330 | F21A8-40071 | S77N8-40271 | S14A8-40871 | S0634-46051 |
| VM350 | F21A8-40081 | S77N8-40281 | S14A8-40881 | S0634-46091 |
| VM366 | F21A8-40091 | S77N8-40291 | S14A8-40891 | S0634-46151 |
| VM370 | F21A8-40101 | S77N8-40301 | S14A8-40901 | S0634-46151 |
| VM375 | F21A8-40111 | S77N8-40311 | S14A8-40911 | S0634-46171 |
| VM400 | F21A8-40121 | S77N8-40321 | S14A8-40921 | S0634-46251 |
| VM425 | F21A8-40131 | S77N8-40331 | S14A8-40931 | S0634-46331 |
| VM450 | F21A8-40141 | S77N8-40341 | S14A8-40941 | S0634-46391 |
| VM475 | F21A8-40151 | S77N8-40351 | S14A8-40951 | S0634-46451 |
| VM500 | F21A8-40161 | S77N8-40361 | S14A8-40961 | S0634-46511 |
| VM550 | F21A8-40171 | S77N8-40371 | S14A8-40971 | S0634-46671 |
| VM600 | F21A8-40181 | S77N8-40381 | S14A8-40981 | S0634-46811 |

Fig.62

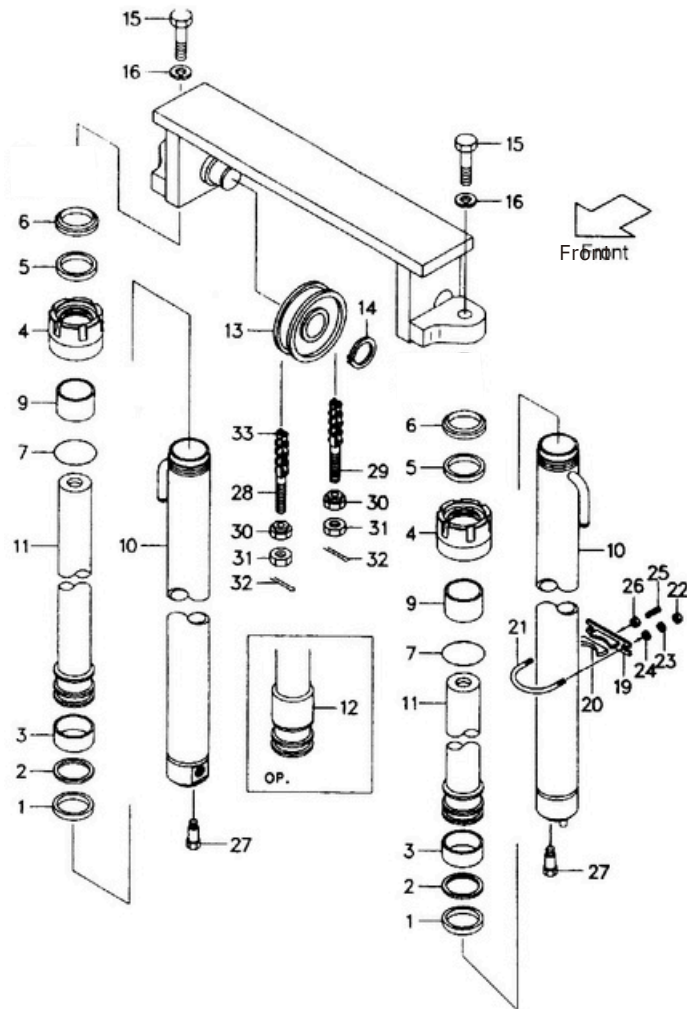
LIFT CYLINDER [VM31A] [VM36A]



| Item No. | Part No. | Description | Req'd | Remarks:Serial No. |
|----------|-----------------|--|-------|--------------------|
| A | F31A8-40001 | LIFT CYLINDER ASSY (STD)H=VM300(INC.1-12) | 2 | See OP. Parts |
| 1 | 24468-42001 | PACKING 56X45X7 | 2 | |
| 2 | 27978-42421 | RING 56X51X20 | 2 | |
| 3 | 24459-42291 | WEARING 56X45X3 | 2 | |
| 4 | 30CD710000-01 | CAP | 2 | |
| 5 | D28B8-42611 | PACKING 45X55X6 | 2 | |
| 6 | 24459-42271 | SEAL 45X55X7/10 | 2 | |
| 7 | Z6003-06803 | O-RING | 2 | |
| 9 | H26A8-42011 | BUSHING | 2 | |
| 10 | GQC056TU.2-00 | TUBE(STD)H=VM300 | 2 | |
| 11 | GQC056TU-01 | PISTON ROD(STD)H=VM300 | 2 | |
| 12 | D28A8-43131-50 | SPACER | 2 | VM400-500=1 |
| | D28A8-43131-100 | SPACER | 2 | VM550,600=2 |
| 13 | F31A8-43501 | SEAVE | 2 | |
| 14 | S2100-00040 | SNAP RING | 2 | |
| 15 | S1106-14040 | BOLT | 2 | |
| 16 | S2010-00014 | WASHER | 2 | |
| 17 | F21A8-22011 | SHIM T=0.2 | AR | |
| 18 | F21A8-22071 | SHIM T=0.5 | AR | |
| 19 | F31A8-42181 | SUPPORT | 2 | |
| 20 | F31A8-42411 | RUBBER | 2 | |
| 21 | F36A8-42552 | U-BOLT | 2 | |
| 22 | S1400-00010 | NUT | 4 | |
| 23 | S2000-00010 | WASHER | 4 | |
| 24 | S2010-20010 | WASHER | 4 | |
| 25 | S2000-20010 | PLUG | 2 | |
| 26 | S1400-00010 | NUT | 2 | |

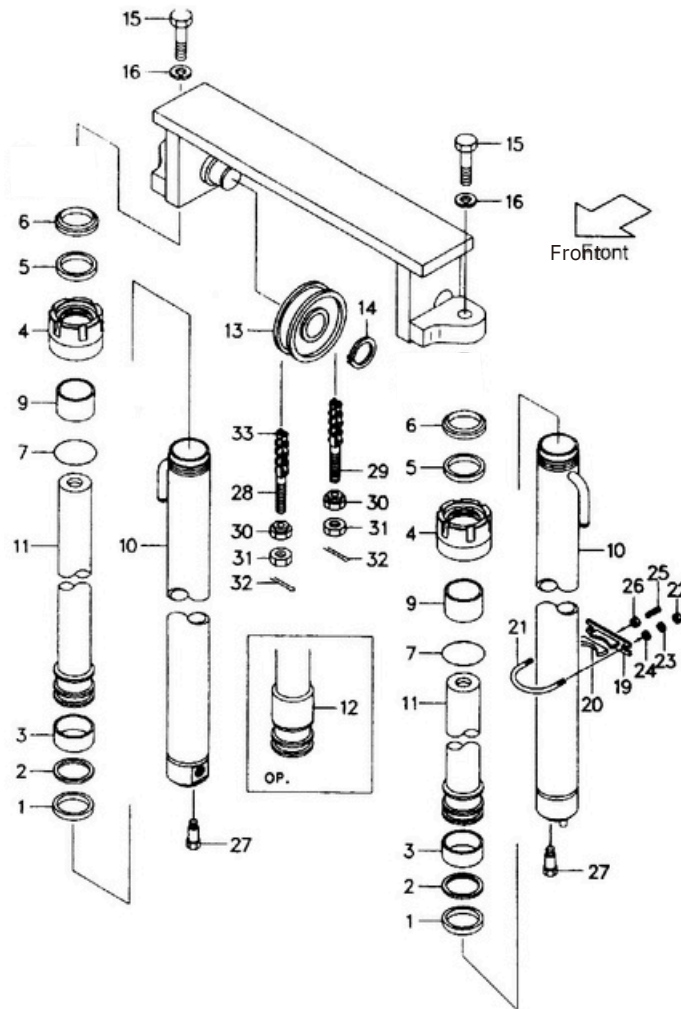
Fig.62

Fig.62 LIFT CYLINDER [VM31A] [VM36A]



| Item No. | Part No. | Description | Req'd | Remarks:Serial No. |
|----------|-------------|-------------------------|-------|--------------------|
| 27 | F31A8-44581 | BOLT | 2 | |
| 28 | 24459-42391 | PIN | 2 | |
| - | D1634-02 | PIN | 2 | |
| 29 | 214K0-82701 | PIN | 2 | |
| - | D1634-01 | PIN | 2 | |
| 30 | F31A8-44581 | NUT | 4 | |
| 31 | S1400-00018 | NUT | 4 | |
| 32 | S2200-03040 | PIN, COTTER | 4 | |
| 33 | S0823-45751 | LEAF CHAIN(STD) H=VM300 | 2 | VM31A |
| - | S0834-45751 | LEAF CHAIN(STD) H=VM300 | 2 | VM36A |

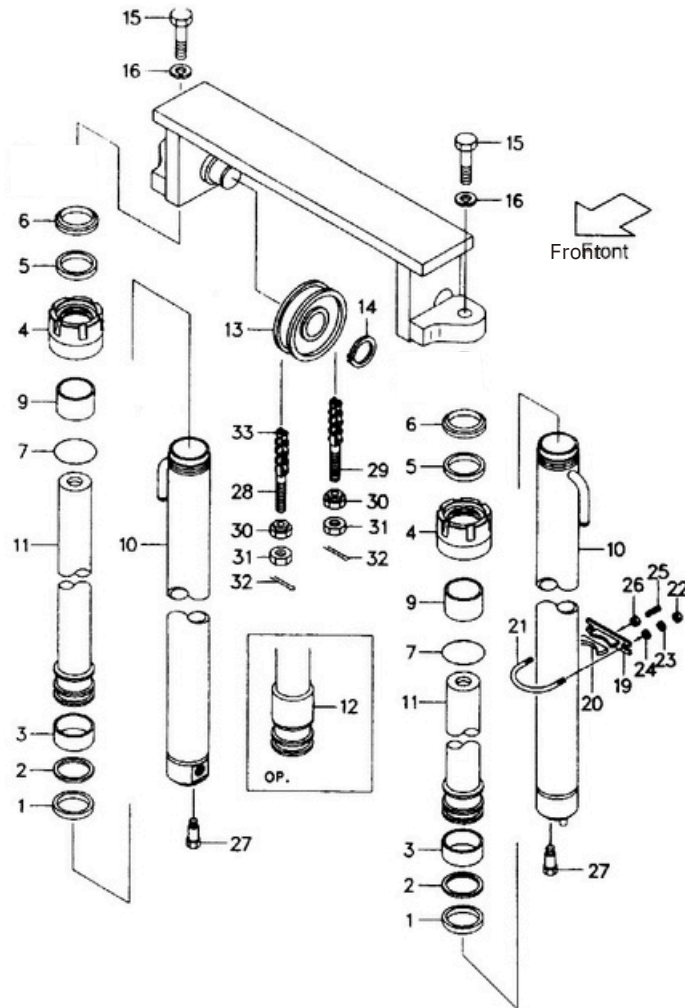
Fig.62 LIFT CYLINDER [VM31A] [VM36A]



<Optional Parts>

| Item No. | A | 10 | 11 | 33 | 33 |
|-------------|---------------------|-------------|-------------|-------------|-------------|
| Lift Height | LIFT CYLINDER ASS'Y | TUBE | PISTON ROD | LEAF CHAIN | LEAF CHAIN |
| VM200 | F31A8-40011 | S34F8-40211 | S14J8-40811 | S0823-45551 | S0823-45551 |
| VM225 | F31A8-40021 | S34F8-40221 | S14J8-40821 | S0823-45591 | S0823-45591 |
| VM250 | F31A8-40031 | S34F8-40231 | S14J8-40831 | S0823-45651 | S0823-45651 |
| VM270 | F31A8-40041 | S34F8-40241 | S14J8-40841 | S0823-45691 | S0823-45691 |
| VM275 | F31A8-40051 | S34F8-40251 | S14J8-40851 | S0823-45691 | S0823-45691 |
| VM300 | (STD) | (STD) | (STD) | (STD) | (STD) |
| VM325 | F31A8-40061 | S34F8-40261 | S14J8-40861 | S0823-45791 | S0823-45791 |
| VM330 | F31A8-40071 | S34F8-40271 | S14J8-40871 | S0823-45811 | S0823-45811 |
| VM350 | F31A8-40081 | S34F8-40281 | S14J8-40881 | S0823-45851 | S0823-45851 |
| VM366 | F31A8-40091 | S34F8-40291 | S14J8-40891 | S0823-45871 | S0823-45871 |
| VM370 | F31A8-40101 | S34F8-40301 | S14J8-40901 | S0823-45891 | S0823-45891 |
| VM375 | F31A8-40111 | S34F8-40311 | S14J8-40911 | S0823-45891 | S0823-45891 |
| VM400 | F31A8-40121 | S34F8-40321 | S14J8-40921 | S0823-45971 | S0823-45971 |
| VM425 | F31A8-40131 | S34F8-40331 | S14J8-40931 | S0823-46011 | S0823-46011 |
| VM450 | F31A8-40141 | S34F8-40341 | S14J8-40941 | S0823-46071 | S0823-46071 |
| VM475 | F31A8-40151 | S34F8-40351 | S14J8-40951 | S0823-46111 | S0823-46111 |
| VM500 | F31A8-40161 | S34F8-40361 | S14J8-40961 | S0823-46151 | S0823-46151 |
| VM550 | F31A8-40171 | S34F8-40371 | S14J8-40971 | S0823-46271 | S0823-46271 |
| VM600 | F31F8-40181 | S34F8-40381 | S14J8-40981 | S0823-46371 | S0823-46371 |

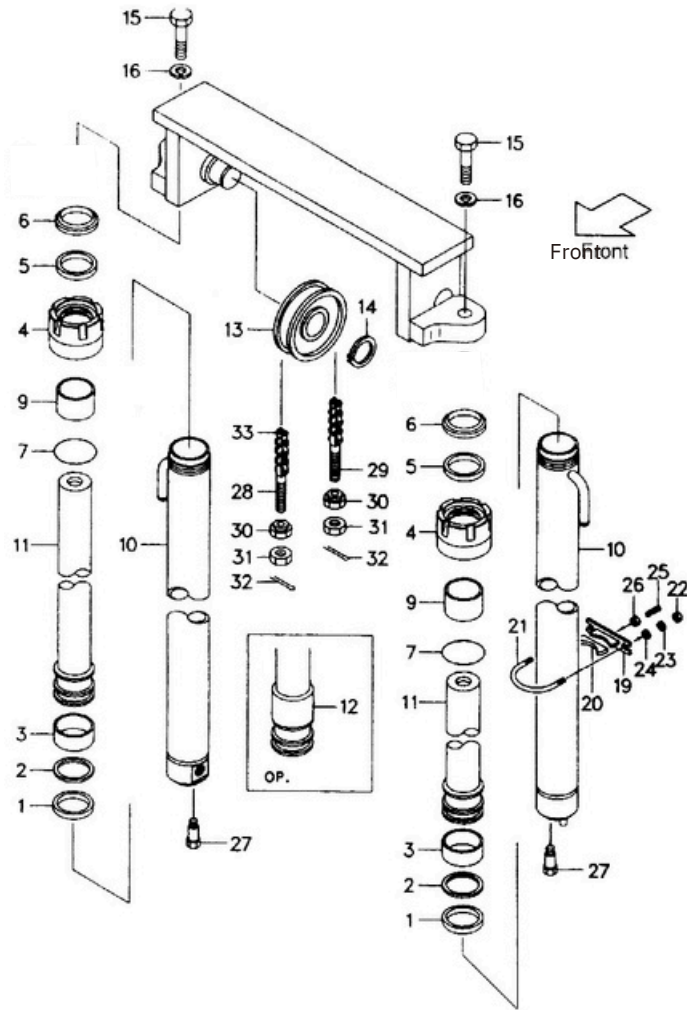
Fig.63 LIFT CYLINDER [VM41A]



| Item No. | Part No. | Description | Req'd | Remarks:Serial No. |
|----------|-----------------|--|-------|--------------------|
| A | F38A8-40001 | LIFT CYLINDER ASSY (STD)H=VM300(INC.1-12) | 2 | See OP. Parts |
| 1 | 22439-43711 | PACKING 63X53X6 | 2 | |
| 2 | 23238-40141 | RING 63X20X2.5 | 2 | |
| 3 | 24238-42031 | WEARING 63X53X3 | 2 | |
| 4 | GQC063TU-01 | CAP | 2 | |
| 5 | D28B8-42611 | PACKING 45X55X6 | 2 | |
| 6 | AR2633G5 | SEAL 45X57X7/10 | 2 | |
| 7 | Z6003-06303 | O-RING 63X3.1 | 2 | |
| 9 | Z2113-04530 | BUSHING 4530 | 2 | |
| 10 | GQC063TU.1-00 | TUBE(STD)H=VM300 | 2 | |
| 11 | GQC060TU-01 | PISTON ROD(STD)H=VM300 | 2 | |
| 12 | GQC063TU-03-50 | SPACER | 2 | VM400-500=1 |
| | GQC063TU-03-100 | SPACER | 2 | VM550,600=2 |
| 13 | F31A8-43501 | SEAVE | 2 | |
| 14 | S2100-00040 | SNAP RING | 2 | |
| 15 | S1106-14040 | BOLT | 2 | |
| 16 | S2010-00014 | WASHER | 2 | |
| 17 | F21A8-22011 | SHIM T=0.2 | AR | |
| 18 | F21A8-22071 | SHIM T=0.5 | AR | |
| 19 | F31A8-42181 | SUPPORT | 2 | |
| 20 | F31A8-42411 | RUBBER | 2 | |
| 21 | F36A8-42552 | U-BOLT | 2 | |
| 22 | S1400-00010 | NUT | 4 | |
| 23 | S2000-00010 | WASHER | 4 | |
| 24 | S2010-20010 | WASHER | 4 | |
| 25 | S2000-20010 | PLUG | 2 | |
| 26 | S1400-00010 | NUT | 2 | |

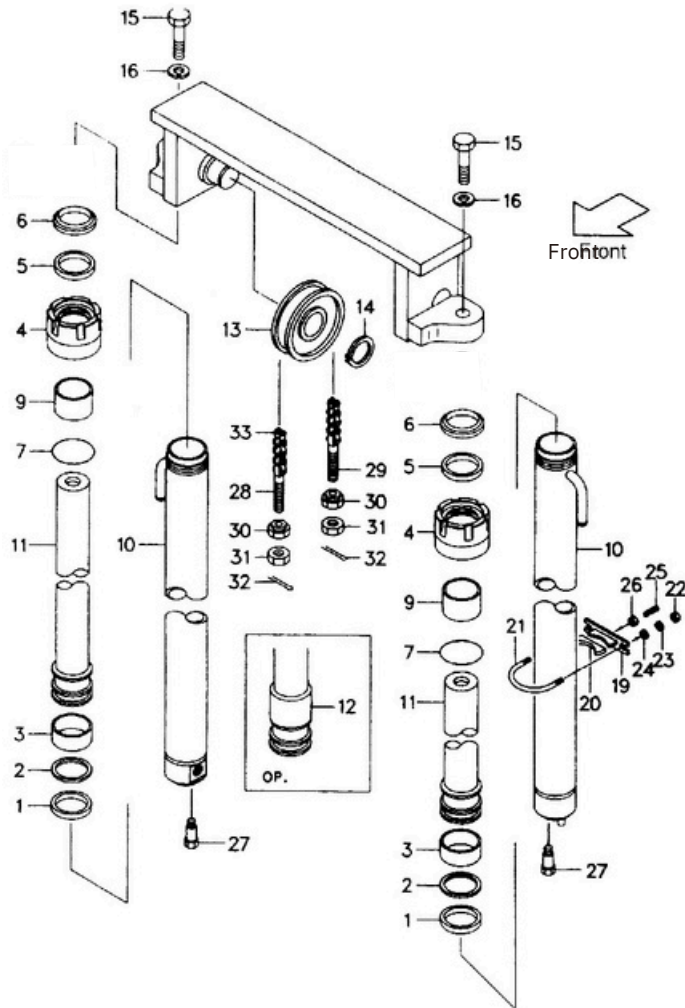
Fig.63

Fig.63 LIFT CYLINDER [VM41A]



| Item No. | Part No. | Description | Req'd | Remarks:Serial No. |
|----------|-------------|-------------------------|-------|--------------------|
| 27 | F31A8-44581 | BOLT | 2 | |
| 28 | D1634-02 | PIN | 2 | |
| 29 | D1634-01 | PIN | 2 | |
| 30 | F31A8-44581 | NUT | 4 | |
| 31 | S1400-00018 | NUT | 4 | |
| 32 | S2200-03040 | PIN, COTTER | 4 | |
| 33 | S0834-45771 | LEAF CHAIN(STD) H=VM300 | 2 | |

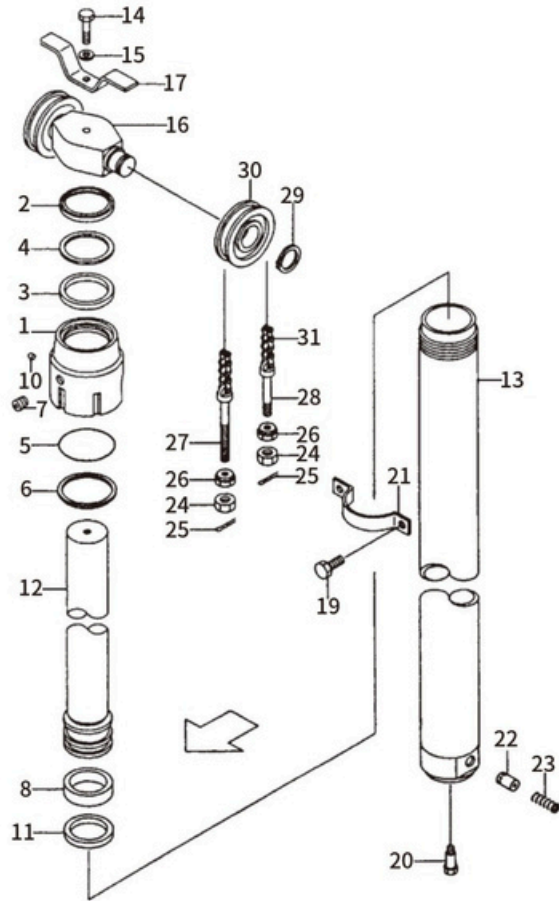
Fig.63 LIFT CYLINDER [VM41A]



<Optional Parts>

| Item No. | A | 10 | 11 | 33 |
|-------------|---------------------|-------------|-------------|-------------|
| Lift Height | LIFT CYLINDER ASS'Y | TUBE | PISTON ROD | LEAF CHAIN |
| VM200 | F38A8-40011 | S34F8-40211 | S14J8-40811 | S0834-45591 |
| VM225 | F38A8-40021 | S34F8-40221 | S14J8-40821 | S0834-45631 |
| VM250 | F38A8-40031 | S34F8-40231 | S14J8-40831 | S0834-45691 |
| VM270 | F38A8-40041 | S34F8-40241 | S14J8-40841 | S0834-45731 |
| VM275 | F38A8-40051 | S34F8-40251 | S14J8-40851 | S0834-45731 |
| VM300 | (STD) | (STD) | (STD) | (STD) |
| VM325 | F38A8-40061 | S34F8-40261 | S14J8-40861 | S0834-45831 |
| VM330 | F38A8-40071 | S34F8-40271 | S14J8-40871 | S0834-45851 |
| VM350 | F38A8-40081 | S34F8-40281 | S14J8-40881 | S0834-45871 |
| VM366 | F38A8-40091 | S34F8-40291 | S14J8-40891 | S0834-45911 |
| VM370 | F38A8-40101 | S34F8-40301 | S14J8-40901 | S0834-45931 |
| VM375 | F38A8-40111 | S34F8-40311 | S14J8-40911 | S0834-45931 |
| VM400 | F38A8-40121 | S34F8-40321 | S14J8-40921 | S0834-45991 |
| VM425 | F38A8-40131 | S34F8-40331 | S14J8-40931 | S0834-46051 |
| VM450 | F38A8-40141 | S34F8-40341 | S14J8-40941 | S0834-46071 |
| VM475 | F38A8-40151 | S34F8-40351 | S14J8-40951 | S0834-46151 |
| VM500 | F38A8-40161 | S34F8-40361 | S14J8-40961 | S0834-46191 |
| VM550 | F38A8-40171 | S34F8-40371 | S14J8-40971 | S0834-46311 |
| VM600 | F38A8-40181 | S34F8-40381 | S14J8-40981 | S0834-46411 |

Fig.64 LIFT CYLINDER (FRONT) [VFM21A]



| Item No. | Part No. | Description | Req'd | Remarks:Serial No. |
|----------|---------------|--|-------|--------------------|
| A | F21A0-50101 | LIFT CYLINDER ASS'Y (STD)H=VFM300(Inc.1-13,22,23) | 1 | See OP.Parts |
| 1 | GCQ090TU-01 | CAP | 1 | |
| 2 | 23650-82111 | SEAL 75*89*8/11 | 1 | |
| 3 | GCQ090TU-02 | PACKING 96*91*1.5 | 1 | |
| 4 | 23650-82131 | RING 85*75*3 | 1 | |
| 5 | Z6002-09503 | O-RING 95*3.1 | 1 | |
| 6 | Z2114-07530 | RING 75*30 | 1 | |
| 7 | B8032-05006 | PLUG M5*6 | 1 | |
| 8 | 73720-43208 | WEARING | 1 | |
| 10 | Q70B0-82141 | PLUG, nylon | 1 | |
| 11 | 53658-42011 | PISTON RING | 1 | |
| 12 | GCQ090TU.1-00 | PISTON ROD (STD)H=VFM300 | 1 | |
| 13 | GCQ090TU.2-00 | TUBE(SED) H=VFM300 | 1 | |
| 14 | S1106-16070 | BOLT | 1 | |
| 15 | S2010-00016 | WASHER | 1 | |
| 16 | F31A0-82501 | QISTON HEAD | 1 | |
| 17 | F31A0-82681 | STOPPER | 1 | |
| 19 | S1106-10018 | BOLT | 2 | |
| 20 | F31A0-82831 | BOLT | 1 | |
| 21 | F21A0-82651 | SUPPORT | 1 | |
| 22 | 23650-48341 | PISTON | 1 | |
| 23 | D01D8-42081 | SPRING | 1 | |
| 24 | S1400-00018 | NUT M18X1.5 | 6 | |
| 25 | S2200-03040 | PIN, cotter 3.2X40 | 4 | |
| 26 | 22198-40192G | NUT M18X1.5 | 4 | |
| 27 | 52672-72231 | PIN | 2 | |
| 28 | 23500-82001 | PIN | 2 | |

Fig.64 LIFT CYLINDER (FRONT) [VFM21A]

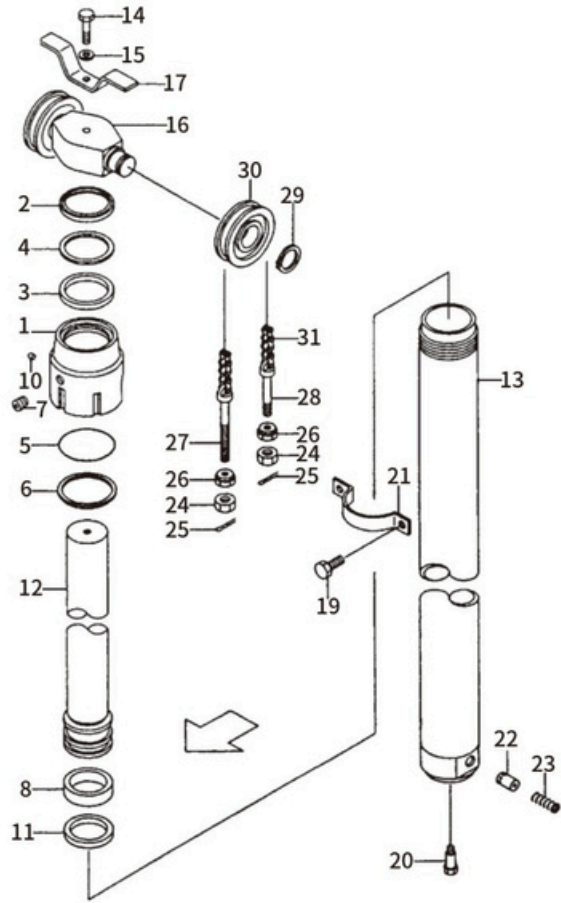
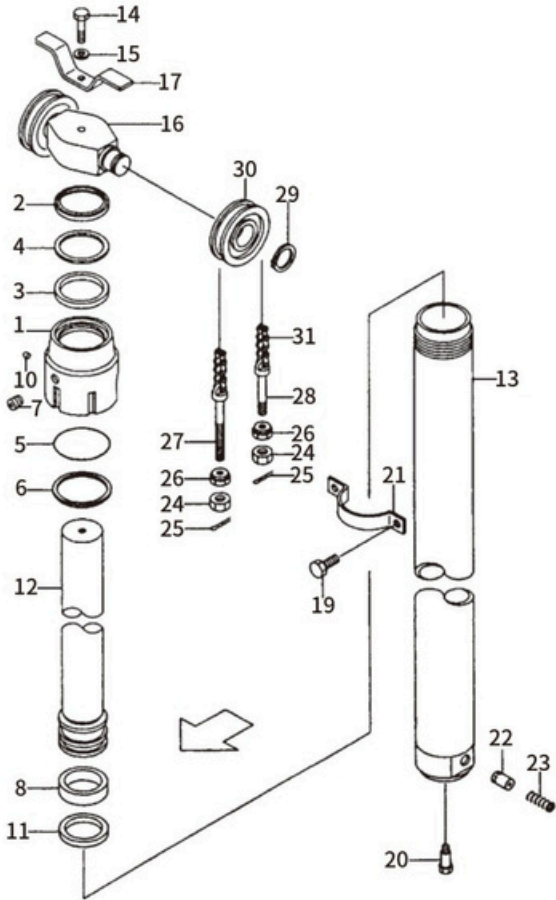


Fig.64

| Item No. | Part No. | Description | Req'd | Remarks:Serial No. |
|----------|-------------|-------------------------|-------|--------------------|
| 29 | S2100-00045 | SNAP RING | 2 | |
| 30 | F31A8-43501 | SHEAVE | 2 | |
| 31 | S0634-45791 | LEAF CHAIN(STD)H=VFM300 | 2 | VFM21E |

Fi g. 64 LIFT CYLINDER (FRONT) [VFM21A]

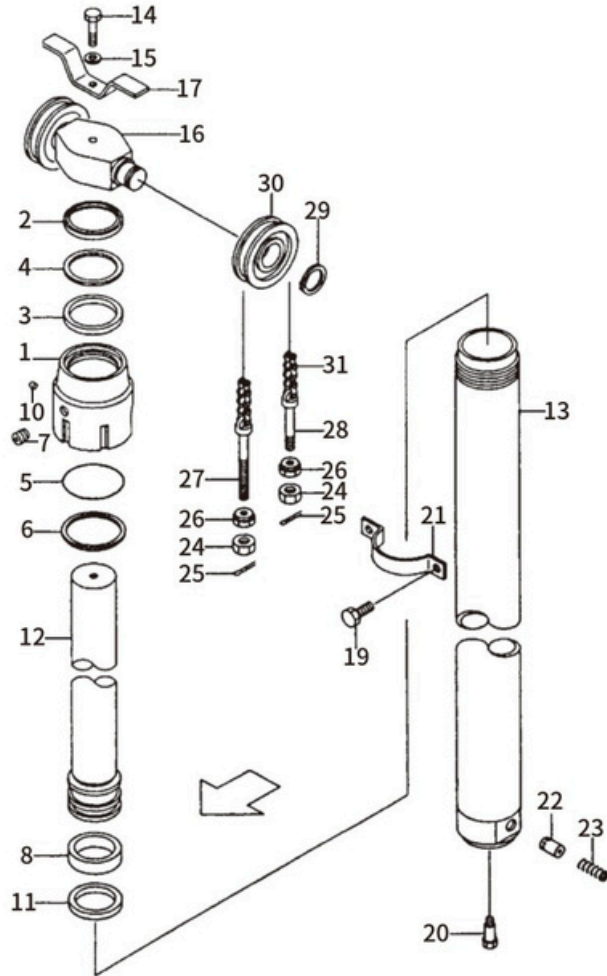


<Optional Parts>

| Item No. | A | 12 | 13 | 31 |
|-------------|---------------------|-------------|-------------|-------------|
| Lift Height | LIFT CYLINDER ASS'Y | TUBE | PISTON ROD | LEAF CHAIN |
| VFM200 | F21A0-50111a | S29F0-50311 | S14A0-50511 | S0634-45611 |
| VFM225 | F21A0-50121a | S29F0-50321 | S14A0-50521 | S0634-45671 |
| VFM250 | F21A0-50131a | S29F0-50331 | S14A0-50531 | S0634-45711 |
| VFM270 | F21A0-50141a | S29F0-50341 | S14A0-50541 | S0634-45771 |
| VFM275 | F21A0-50151a | S29F0-50351 | S14A0-50551 | S0634-45791 |
| VFM300 | (STD) | (STD) | (STD) | (STD) |
| VFM325 | F21A0-50161a | S29F0-50361 | S14A0-50561 | S0634-45891 |
| VFM330 | F21A0-50171a | S29F0-50371 | S14A0-50571 | S0634-45911 |
| VFM350 | F21A0-50181a | S29F0-50381 | S14A0-50581 | S0634-45951 |
| VFM370 | F21A0-50191a | S29F0-80261 | S14A0-50601 | S0634-45991 |
| VFM375 | F21A0-50211a | S29F0-50411 | S14A0-50611 | S0634-46011 |
| VFM400 | F21A0-50221a | S29F0-50421 | S14A0-50621 | S0634-46111 |
| VFM425 | F21A0-50231a | S29F0-50431 | S14A0-50631 | S0634-46171 |
| VFM450 | F21A0-50241a | S29F0-50441 | S14A0-50641 | S0634-46231 |
| VFM475 | F21A0-50251a | S29F0-50451 | S14A0-50651 | S0634-46311 |
| VFM500 | F21A0-50261a | S29F0-50461 | S14A0-50661 | S0634-46371 |
| VFM550 | F21A0-50271a | S29F0-50471 | S14A0-50671 | S0634-46531 |
| VFM600 | F21A0-50281a | S29F0-50481 | S14A0-50681 | S0634-46651 |

Fig.65 LIFT CYLINDER (FRONT) [VFM31A] [VFM36A] [VFM41A]

Fig.65



| Item No. | Part No. | Description | Req'd | Remarks:Serial No. |
|----------|---------------|--|-------|--------------------|
| A | F31A0-50101 | LIFT CYLINDER ASS'Y (STD)H=VFM300(Inc.1-13,22,23) | 1 | See OP.Parts |
| 1 | GCQ100TU-01 | CAP | 1 | |
| 2 | 24450-82231 | SEAL 70*84*8/11 | 1 | |
| 3 | 24450-82241 | PACKING 80*75*1.25 | 1 | |
| 4 | 24450-82251 | RING 70*80*3 | 1 | |
| 5 | C0036A8 | O-RING | 1 | |
| 6 | Z2114-08540 | RING 70*80*6 | 1 | |
| 7 | B8032-06006 | PLUG M5*6 | 1 | |
| 8 | 23878-52101 | WEARING 80*75*20 | 1 | |
| 10 | Z6700-006 | PLUG, nylon | 1 | |
| 11 | 54458-42011 | PISTON RING | 1 | |
| 12 | GCQ100TU.1-00 | PISTON ROD (STD)H=VFM300 | 1 | |
| 13 | GCQ100TU.2-00 | TUBE(SED) H=VFM300 | 1 | |
| 14 | S1106-16070 | BOLT | 1 | |
| 15 | S2010-00016 | WASHER | 1 | |
| 16 | F31A0-82501 | PISTON HEAD | 1 | |
| 17 | F31A0-82681 | STOPPER | 1 | |
| 19 | S1106-10018 | BOLT | 2 | |
| 20 | F31A0-82831 | BOLT | 1 | |
| 21 | F31A0-82411 | SUPPORT | 1 | |
| 22 | 20030-48341 | PISTON | 1 | |
| 23 | 24389-46021 | SPRING | 1 | |
| 24 | S1400-00018 | NUT M18X1.5 | 6 | |
| 25 | S2200-03040 | PIN, cotter | 4 | |
| 26 | 22198-40192G | NUT M18X1.5 | 4 | |
| 27 | 24459-42391 | PIN | 2 | |
| 28 | D28B8-42531 | PIN | 2 | |

Fig.65 LIFT CYLINDER (FRONT) [VFM31A] [VFM36A] [VFM41A]

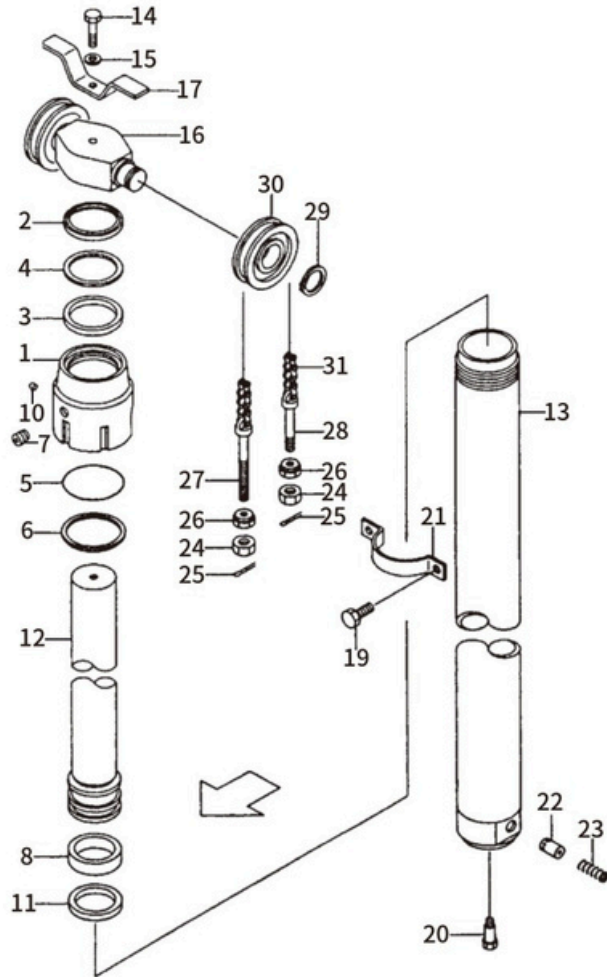
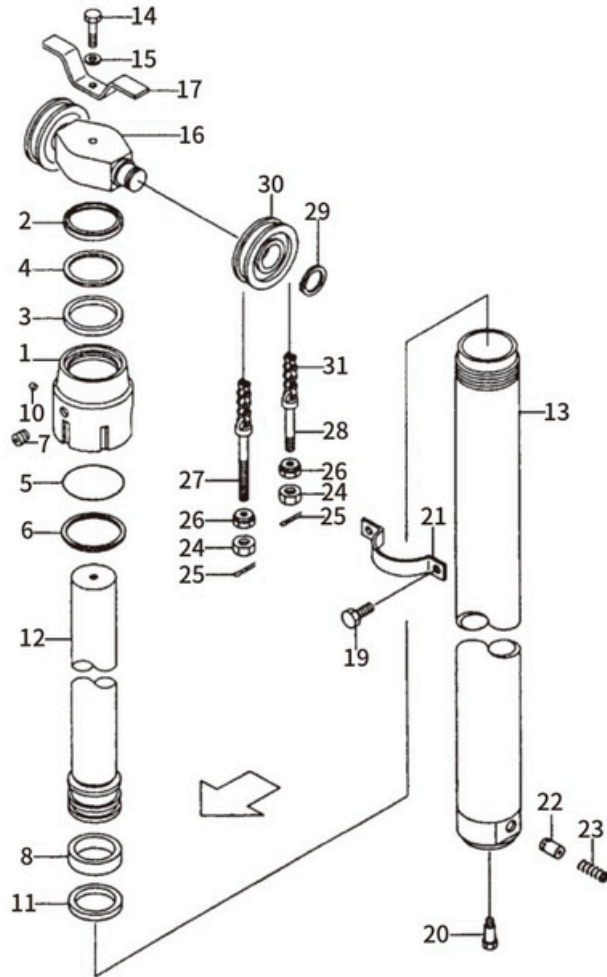


Fig.65

| Item No. | Part No. | Description | Req'd | Remarks:Serial No. |
|----------|-------------|-------------------------|-------|--------------------|
| 29 | S2100-00040 | SNAP RING | 2 | |
| 30 | F31A8-43501 | SHEAVE | 2 | |
| 31 | S1823-45611 | LEAF CHAIN(STD)H=VFM300 | 2 | VFM31E |
| - | S0834-45651 | LEAF CHAIN(STD)H=VFM300 | 2 | VFM36E,VFM41E |

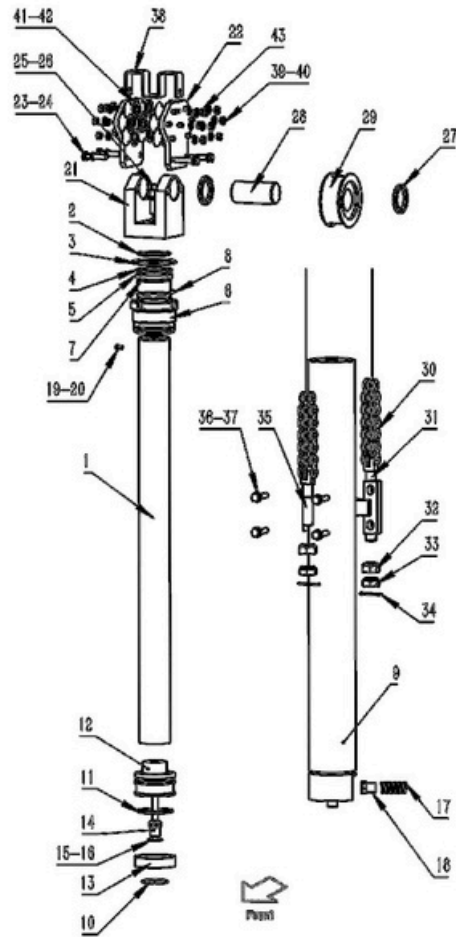
Fig.65 LIFT CYLINDER (FRONT) [VFM31A] [VFM36A] [VFM41A]



<Optional Parts>

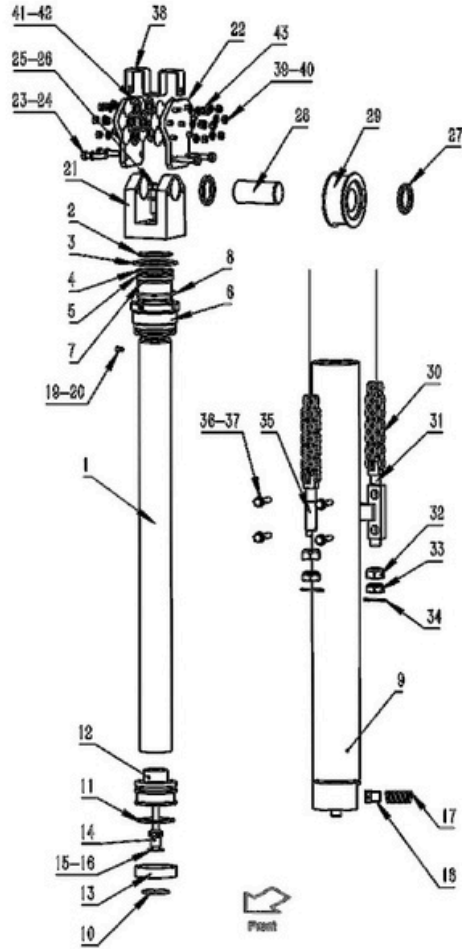
| Item No. | A | 12 | 13 | 31 |
|-------------|---------------------|-------------|-------------|-------------|
| Lift Height | LIFT CYLINDER ASS'Y | TUBE | PISTON ROD | LEAF CHAIN |
| VFM200 | F31A0-50111a | S14J0-50511 | S29L0-50311 | S0823-45451 |
| VFM225 | F31A0-50121a | S14J0-50521 | S29L0-50321 | S0823-45511 |
| VFM250 | F31A0-50131a | S14J0-50531 | S29L0-50331 | S0823-45531 |
| VFM270 | F31A0-50141a | S14J0-50541 | S29L0-50341 | S0823-45571 |
| VFM275 | F31A0-50151a | S14J0-50551 | S29L0-50351 | S0823-45591 |
| VFM300 | (STD) | (STD) | (STD) | (STD) |
| VFM325 | F31A0-50161a | S14J0-50561 | S29L0-50361 | S0823-45651 |
| VFM330 | F31A0-50171a | S14J0-50571 | S29L0-50371 | S0823-45671 |
| VFM350 | F31A0-50181a | S14J0-50581 | S29L0-50381 | S0823-45711 |
| VFM370 | F31A0-50191a | S14J0-50601 | S29L0-80261 | S0823-45731 |
| VFM375 | F31A0-50511a | S14J0-50611 | S29L0-50411 | S0823-45751 |
| VFM400 | F31A0-50521a | S14J0-50621 | S29L0-50421 | S0823-45831 |
| VFM425 | F31A0-50531a | S14J0-50631 | S29L0-50431 | S0823-45871 |
| VFM450 | F31A0-50541a | S14J0-50641 | S29L0-50441 | S0823-45931 |
| VFM475 | F31A0-50551a | S14J0-50651 | S29L0-50451 | S0823-45971 |
| VFM500 | F31A0-50561a | S14J0-50661 | S29L0-50461 | S0823-46031 |
| VFM550 | F31A0-50571a | S14J0-50671 | S29L0-50471 | S0823-46151 |
| VFM600 | F31A0-50581a | S14J0-50681 | S29L0-50481 | S0823-46251 |

Fig.66 LIFT CYLINDER (FRONT) [VF S M21A] [VF S M31A]



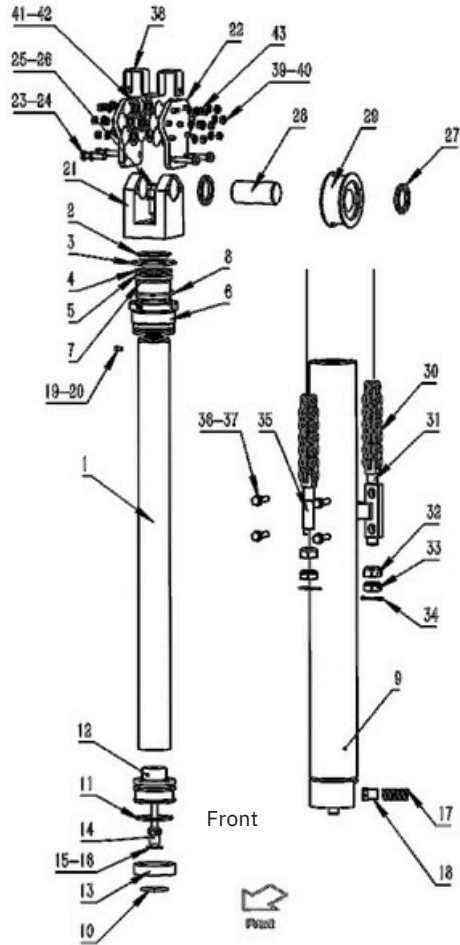
| Item No. | Part No. | Description | Req'd | Remarks:Serial No. |
|----------|----------------|--------------|-------|--------------------|
| 1 | GCQ085TU-01 | PISTON ROD | 1 | |
| 2 | AR3381G5 | RING | 1 | |
| 3 | Z6003-09003 | O-RING | 1 | |
| 4 | D50W8-52221 | BLOCK | 1 | |
| 5 | FU0810F0 | RING | 1 | |
| 6 | GCQ085DL3-02 | CAP | 1 | |
| 7 | Z2114-06535 | BEARING | 1 | |
| 8 | Z6053-07753 | O-RING | 1 | |
| 9 | GCQ085TU.1-00 | TUBE | 1 | See OP. Parts |
| 10 | GCQ085HST-05 | RING | 1 | |
| 11 | PT03B0850-T46N | SPCO-RING | 1 | |
| 12 | HRD26Z0516A | PISON | 1 | |
| 13 | 22518-45141 | SUPPORT RING | 1 | |
| 14 | D0W00.2-00 | VALVE ASS'Y | 1 | |
| 15 | GCQ075BX-05 | BLOCK | 1 | |
| 16 | B0652-00022 | RING | 1 | |
| 17 | D01D8-42081 | SPRING | 1 | |
| 18 | 20030-48341 | SPOOL | 1 | |
| 19 | B8032-05006 | SCREW | 1 | |
| 20 | Q70B0-82141 | SPACER | 1 | |
| 21 | F31A0-81111c | PISTON HEAD | 1 | |
| 22 | F31A0-81001d | PULLEY FRAME | 2 | |
| 23 | S1106-12035 | BOLT | 1 | |
| 24 | S2010-00012 | WASHER | 1 | |
| 25 | S1100-16040 | BOLT | 1 | |
| 26 | S2010-00016 | WASHER | 1 | |
| 27 | F31A8-72041 | SNAP RING | 2 | |
| 28 | F31A8-72001b | SHAFT PIN | 1 | |
| 29 | 782309TU-00 | SHEAVE | 1 | |

Fig.66 LIFT CYLINDER (FRONT) [VF S M21A] [VF S M31A]



| Item No. | Part No. | Description | Req'd | Remarks:Serial No. |
|----------|-----------------|---------------------------|-------|--------------------|
| 30 | S1644-45631 | LEAF CHAIN (H=VF5M435) | 1 | See OP. Parts |
| 31 | LH1644-HR-00-15 | PIN | 1 | |
| 32 | 23818-30271 | NUT | 2 | |
| 33 | S1400-10022 | NUT | 2 | |
| 34 | S2200-32014 | PIN,cotter | 2 | |
| 35 | LH1644-HR-00-14 | PIN | 1 | |
| 36 | F31A8-72001b | BOLT | 4 | |
| 37 | S2010-00012 | WASHER | 4 | |
| 38 | F31A0-82711a | CHAIN BOARD | 1 | |
| 39 | S1400-10008 | NUT | 14 | |
| 40 | S2010-00008 | WASHER | 16 | |
| 41 | P3130-12211 | BOLT | 14 | |
| 42 | P3130-12201a | PULLEY | 14 | |
| 43 | S1106-08015 | BOLT | 2 | |

Fig.66 LIFT CYLINDER (FRONT) [VF S M21A] [VF S M31A]

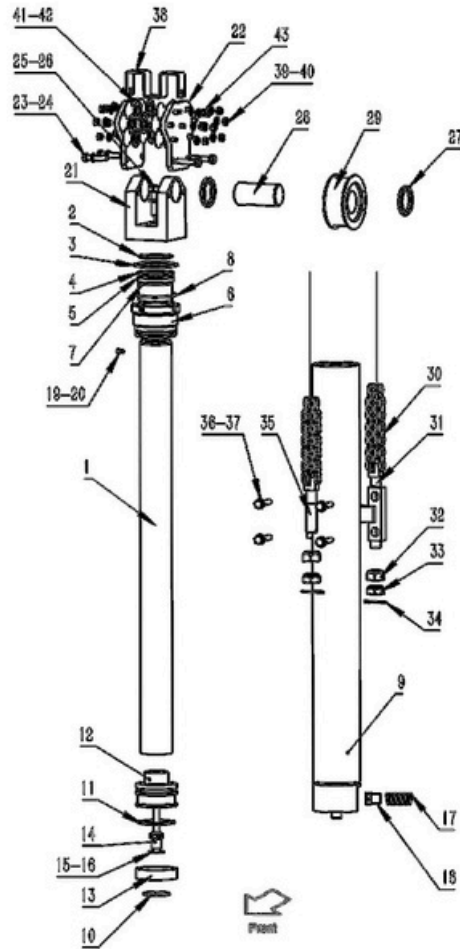


<Optional Parts>

| Item No. | 9 | 30 |
|-------------|-------------|-------------|
| Lift Height | TUBE | LEAF CHAIN |
| VFSM360 | F31A7-80011 | S1644-45571 |
| VFSM400 | F31A7-80021 | S1644-45631 |
| VFSM435 | (STD) | (STD) |
| VFSM450 | F31A7-80111 | S1644-45691 |
| VFSM470 | F31A7-80121 | S1644-45731 |
| VFSM500 | F31A7-80041 | S1644-45771 |
| VFSM540 | F31A7-80051 | S1644-45811 |
| VFSM550 | F31A7-80061 | S1644-45831 |
| VFSM600 | F31A7-80071 | S1644-45911 |
| VFSM650 | F31A7-80081 | S1644-45991 |
| VFSM700 | F31A7-80091 | S1644-46091 |
| VFSM750 | F31A7-80101 | S1644-46151 |

Fig.67 LIFT CYLINDER (FRONT) [V F SM41A]

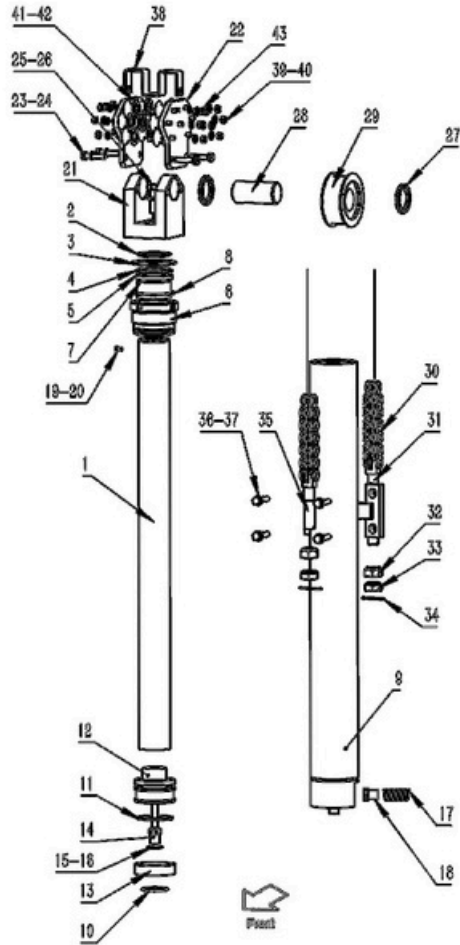
Fig.67



| Item No. | Part No. | Description | Req'd | Remarks:Serial No. |
|----------|----------------|--------------|-------|--------------------|
| 1 | GCQ085TU-01 | PISTON ROD | 1 | |
| 2 | AR3381G5 | RING | 1 | |
| 3 | Z6003-09003 | O-RING | 1 | |
| 4 | D50W8-52221 | BLOCK | 1 | |
| 5 | FU0810F0 | RING | 1 | |
| 6 | GCQ085DL3-02 | CAP | 1 | |
| 7 | Z2114-06535 | BEARING | 1 | |
| 8 | Z6053-07753 | O-RING | 1 | |
| 9 | GCQ085TU2.1-00 | TUBE | 1 | See OP. Parts |
| 10 | GCQ085HST-05 | RING | 1 | |
| 11 | PT03B0850-T46N | SPCO-RING | 1 | |
| 12 | HRD26Z0516A | PISON | 1 | |
| 13 | 22518-45141 | SUPPORT RING | 1 | |
| 14 | D0W00.2-00 | VALVE ASS'Y | 1 | |
| 15 | GCQ075BX-05 | BLOCK | 1 | |
| 16 | B0652-00022 | RING | 1 | |
| 17 | D01D8-42081 | SPRING | 1 | |
| 18 | 20030-48341 | SPOOL | 1 | |
| 19 | B8032-05006 | SCREW | 1 | |
| 20 | Q70B0-82141 | SPACER | 1 | |
| 21 | F38A0-81111 | PISTON HEAD | 1 | |
| 22 | F38A0-81001a | PULLEY FRAME | 2 | |
| 23 | S1106-12035 | BOLT | 1 | |
| 24 | S2010-00012 | WASHER | 1 | |
| 25 | S1100-16040 | BOLT | 1 | |
| 26 | S2010-00016 | WASHER | 1 | |
| 27 | F38A7-72041 | SNAP RING | 2 | |
| 28 | F38A8-72001a | SHAFT PIN | 1 | |
| 29 | 782414TU-00 | SHEAVE | 1 | |

Fig.67

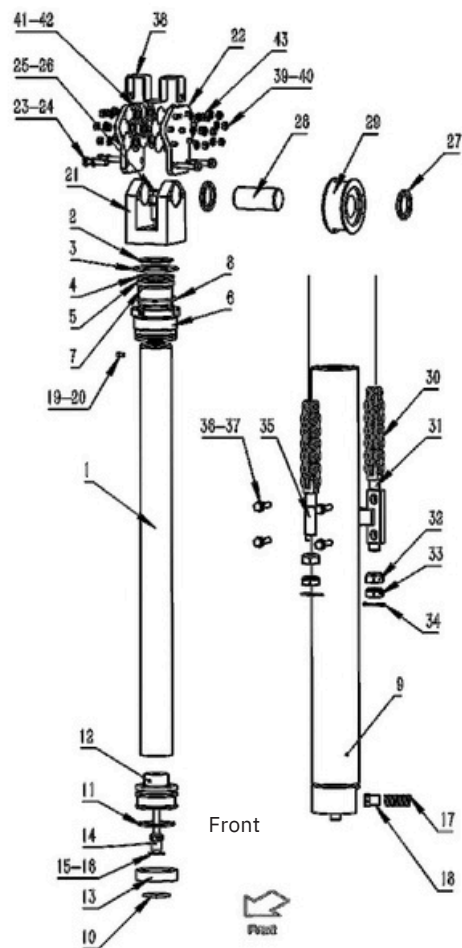
Fig.67 LIFT CYLINDER (FRONT) [VF SM41A]



| Item No. | Part No. | Description | Req'd | Remarks:Serial No. |
|----------|-----------------|---------------------------|-------|--------------------|
| 30 | S1666-45671 | LEAF CHAIN (H=VF5M435) | 1 | See OP. Parts |
| 31 | LH1666-45XX1-01 | PIN | 1 | |
| 32 | 26A1748 | NUT | 2 | |
| 33 | S1400-10024 | NUT | 2 | |
| 34 | S2200-32014 | PIN,cotter | 2 | |
| 35 | LH1666-45XX1-02 | PIN | 1 | |
| 36 | S1106-12040 | BOLT | 4 | |
| 37 | S2010-00012 | WASHER | 4 | |
| 38 | F38A0-82711 | CHAIN BOARD | 1 | |
| 39 | S1400-10008 | NUT | 14 | |
| 40 | S2010-00008 | WASHER | 16 | |
| 41 | P3130-12211 | BOLT | 14 | |
| 42 | P3130-12201a | PULLEY | 14 | |
| 43 | S1106-08015 | BOLT | 2 | |

Fig.67 LIFT CYLINDER (FRONT) [VFSM41A]

Fig.67

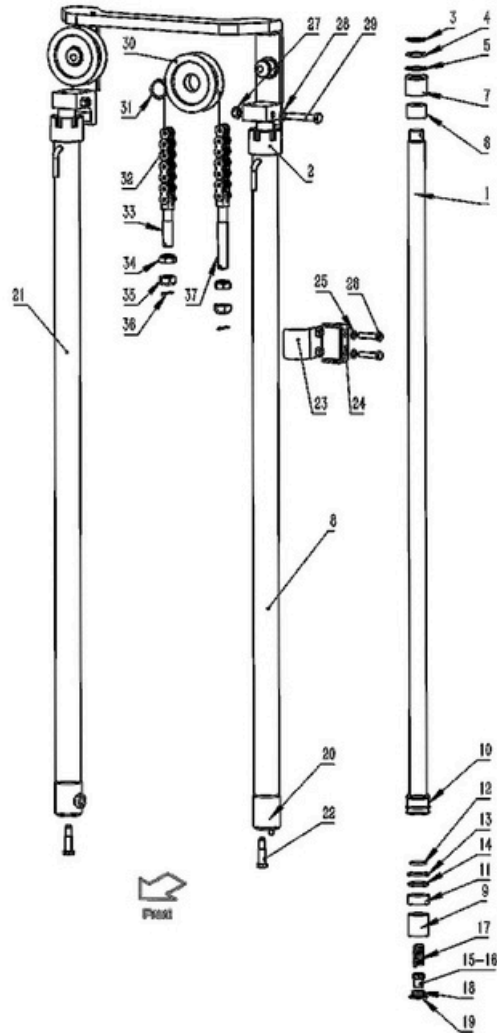


<Optional Parts>

| Item No. | 9 | 30 |
|-------------|-------------|-------------|
| Lift Height | TUBE | LEAF CHAIN |
| VFSM360 | F38A7-80011 | S1666-45571 |
| VFSM400 | F38A7-80021 | S1666-45631 |
| VFSM435 | (STD) | (STD) |
| VFSM450 | F38A7-80111 | S1666-45691 |
| VFSM470 | F38A7-80121 | S1666-45731 |
| VFSM500 | F38A7-80041 | S1666-45771 |
| VFSM540 | F38A7-80051 | S1666-45811 |
| VFSM550 | F38A7-80061 | S1666-45831 |
| VFSM600 | F38A7-80071 | S1666-45911 |
| VFSM650 | F38A7-80081 | S1666-45991 |
| VFSM700 | F38A7-80091 | S1666-46091 |
| VFSM750 | F38A7-80101 | S1666-46151 |

Fig.68

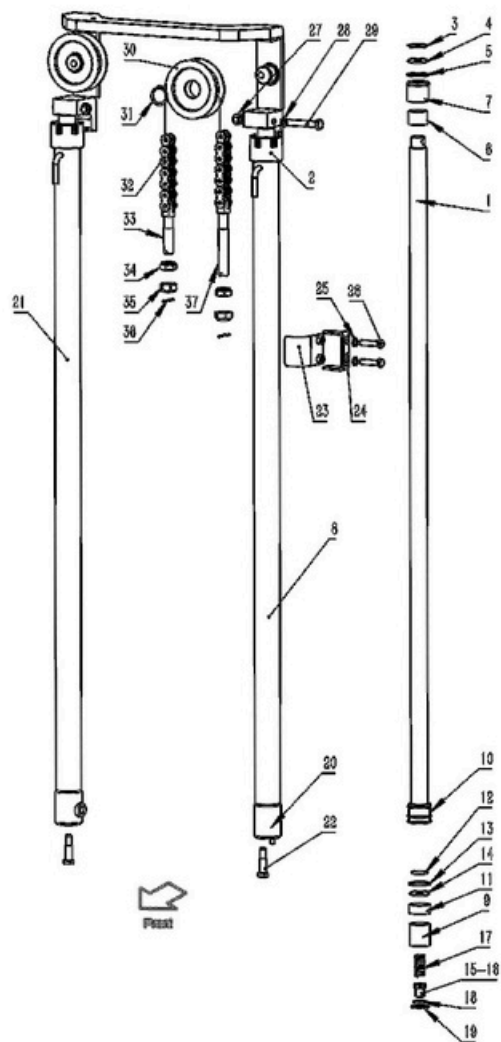
Fig.68 LIFT CYLINDER (REAR) [VF5M21A]



| Item No. | Part No. | Description | Req'd | Remarks:Serial No. |
|----------|-------------|----------------------------|-------|--------------------|
| 1 | REF104040 | PISTON ROD | 2 | |
| 2 | 234A8-42501 | CAP | 2 | |
| 3 | 23650-83581 | RING | 2 | |
| 4 | 23650-83582 | U-RING | 2 | |
| 5 | 214A8-42571 | O-RING | 2 | |
| 6 | Z2113-04030 | BEARING | 2 | |
| 7 | 234A8-42511 | BUSHING | 2 | |
| 8 | REF108518 | TUBE R.H (STD)H=VFHM435 | 1 | See OP. Parts |
| 9 | 23650-83561 | SLEEVE | 2 | |
| 10 | D20B8-42371 | PISON | 2 | |
| 11 | 27970-53141 | RING | 2 | |
| 12 | D20B8-42381 | RING | 2 | |
| 13 | REF340216 | BLOCK | 2 | |
| 14 | 23650-83521 | U-RING | 2 | |
| 15 | H22N0-87041 | VALVE BUSH | 1 | |
| 16 | H22N0-87051 | SPOOL | 1 | |
| 17 | REF339431 | SPRING | 1 | |
| 18 | H22N0-87061 | SPRING SEAT | 1 | |
| 19 | Z6004-04003 | O-RING | 1 | |
| 20 | 53658-43041 | BASE | 1 | |
| 21 | REF108517 | TUBE L.H (STD)H=VFHM435 | 1 | See OP. Parts |
| 22 | F31A8-42581 | BOLT | 2 | |
| 23 | F21A7-42561 | DEAD PLATE | 2 | |
| 24 | F21A7-42551 | DEAD PLATE ASS'Y | 2 | |
| 25 | S2010-00012 | WASHER | 4 | |
| 26 | S1106-12050 | BOLT | 4 | |

Fig.68

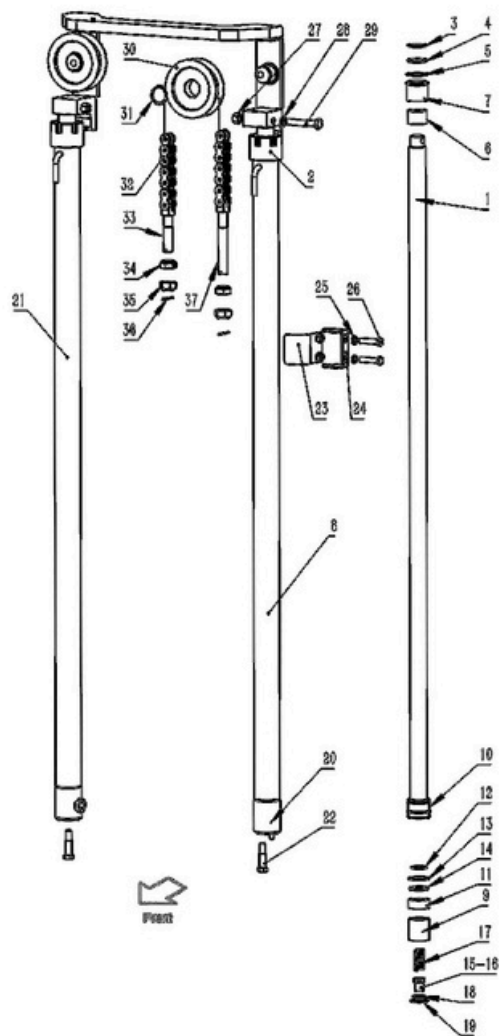
Fig.68 LIFT CYLINDER (REAR) [VFSM21A]



| Item No. | Part No. | Description | Req'd | Remarks:Serial No. |
|----------|--------------|------------------------------|-------|--------------------|
| 27 | F31A8-42551 | NUT | 2 | |
| 28 | F31A8-44561 | WASHER | 2 | |
| 29 | S2010-20010 | BOLT | 2 | |
| 30 | F31A8-43501 | SEAVE | 2 | |
| 31 | S2100-00040 | SNAP RING | 2 | |
| 32 | S0634-45951 | LEAF CHAIN (STD)H=VFSM435 | 2 | See OP. Parts |
| 33 | 52672-72271 | PIN | 2 | |
| 34 | 22198-40192G | NUT | 4 | |
| 35 | S1402-10018 | NUT | 8 | |
| 36 | S2200-03040 | PIN,cotter | 4 | |
| 37 | 23500-82001 | PIN | 2 | |

Fig.68 LIFT CYLINDER (REAR) [VFSM21A]

Fig.68



<Optional Parts>

| Item No. | 8 | 21 | 32 |
|-------------|-------------|-------------|-------------|
| Lift Height | TUBE R.H | TUBE L.H | LEAF CHAIN |
| VFSM360 | F21A0-81211 | F21A0-81011 | S0634-45831 |
| VFSM400 | F21A0-81221 | F21A0-81021 | S0634-45891 |
| VFSM435 | (STD) | (STD) | (STD) |
| VFSM470 | F21A0-81823 | F21A0-81023 | S0634-46011 |
| VFSM500 | F21A0-81241 | F21A0-81041 | S0634-46091 |
| VFSM540 | F21A0-81251 | F21A0-81051 | S0634-46171 |
| VFSM550 | F21A0-81261 | F21A0-81061 | S0634-46171 |
| VFSM600 | F21A0-81271 | F21A0-81071 | S0634-46271 |
| VFSM650 | F21A0-81281 | F21A0-81081 | S0634-46391 |
| VFSM700 | F21A0-81291 | F21A0-81091 | S0634-46511 |
| VFSM750 | F21A0-81301 | F21A0-81101 | S0634-46591 |

Fig.69 LIFT CYLINDER (REAR) [VFSM31A]

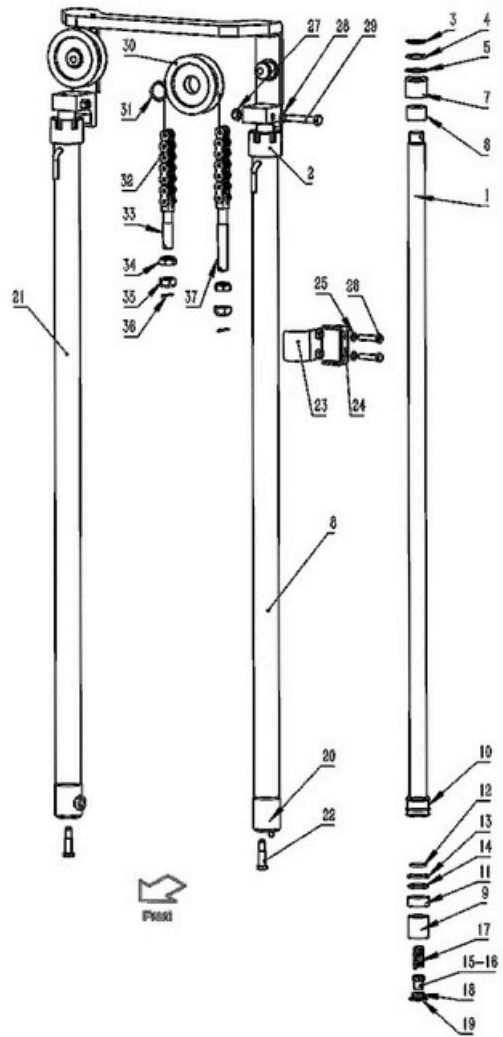
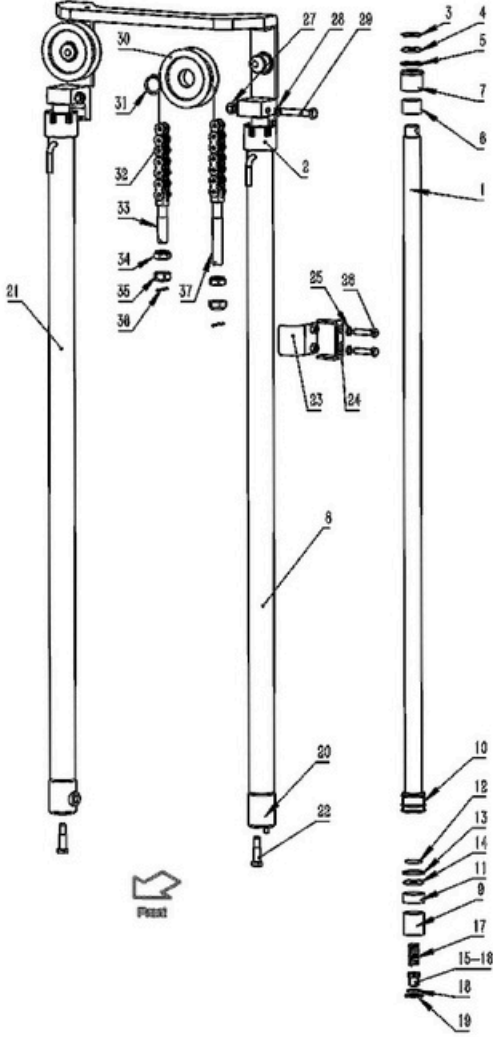


Fig.69

| Item No. | Part No. | Description | Req'd | Remarks:Serial No. |
|----------|---------------|----------------|-------|--------------------|
| 1 | GCQ056TU4-01 | PISTON ROD | 2 | |
| 2 | 30CD710000-01 | CAP | 2 | |
| 3 | 24459-42271 | RING | 2 | |
| 4 | D28B8-42611 | U-RING | 2 | |
| 5 | Z6003-06803 | O-RING | 2 | |
| 6 | Z2113-04030 | BEARING | 2 | |
| 7 | H26A8-42011 | BUSHING | 1 | |
| 8 | GCQ056TU4.1 | TUBE R.H | 2 | See OP. Parts |
| | -00R | (STD)H=VFHM435 | | |
| 9 | GCQ060TU2-04 | SLEEVE | 2 | |
| 10 | D20B8-42371 | PISON | 2 | |
| 11 | 27970-53141 | RING | 2 | |
| 12 | D20B8-42381 | RING | 2 | |
| 13 | 24459-42291 | BLOCK | 2 | |
| 14 | 23650-83521 | U-RING | 1 | |
| 15 | H22N0-87041 | VALVE BUSH | 1 | |
| 16 | H22N0-87051 | SPOOL | 1 | |
| 17 | 53658-43031 | SPRING | 1 | |
| 18 | H22N0-87061 | SPRING SEAT | 1 | |
| 19 | Z6004-04004 | O-RING | 1 | |
| 20 | H22N0-87071 | BASE | 1 | |
| 21 | GCQ056TU4.1 | TUBE L.H | 1 | See OP. Parts |
| | -00L | (STD)H=VFHM435 | | |
| 22 | F31A8-42581 | BOLT | 2 | |
| 23 | F21A7-42561 | DEAD PLATE | 2 | |
| 24 | F21A7-42551 | DEAD PLATE | 2 | |
| 25 | S2010-00012 | ASS'Y WASHER | 4 | |
| 26 | S1106-12050 | BOLT | 4 | |
| 27 | S1400-10014 | NUT | 2 | |

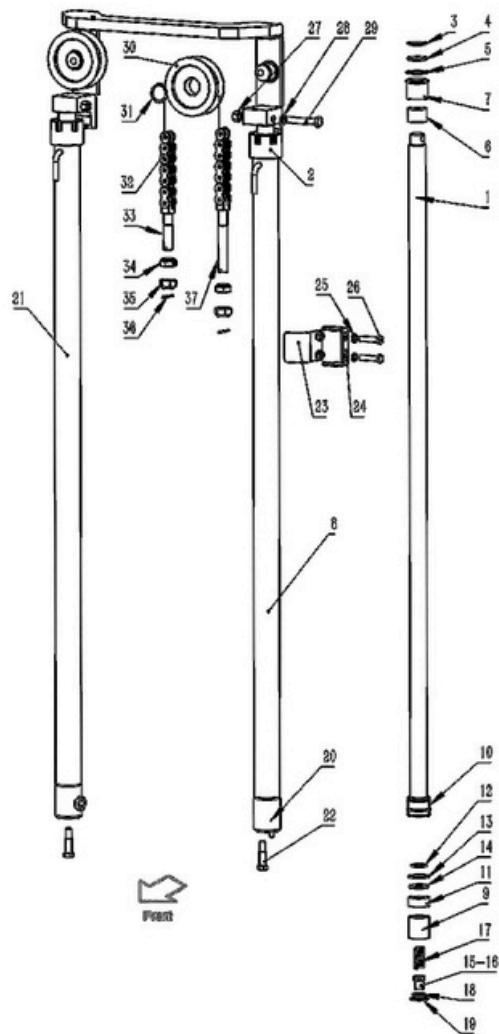
Fig.69

Fig.69 LIFT CYLINDER (REAR) [VF3M31A]



| Item No. | Part No. | Description | Req'd | Remarks:Serial No. |
|----------|--------------|------------------------------|-------|--------------------|
| 28 | S2010-00014 | WASHER | 2 | |
| 29 | S1106-14080 | BOLT | 2 | |
| 30 | F31A8-43501 | SEAVE | 2 | |
| 31 | S2100-00040 | SNAP RING | 2 | |
| 32 | S0823-45751 | LEAF CHAIN (STD)H=VFHM435 | 2 | See OP. Parts |
| 33 | 24459-42391 | PIN | 2 | |
| 34 | 22198-40192G | NUT | 4 | |
| 35 | S1402-10018 | NUT | 8 | |
| 36 | S2200-03040 | PIN,cotter | 2 | |
| 37 | 215K0-82701 | PIN | 2 | |

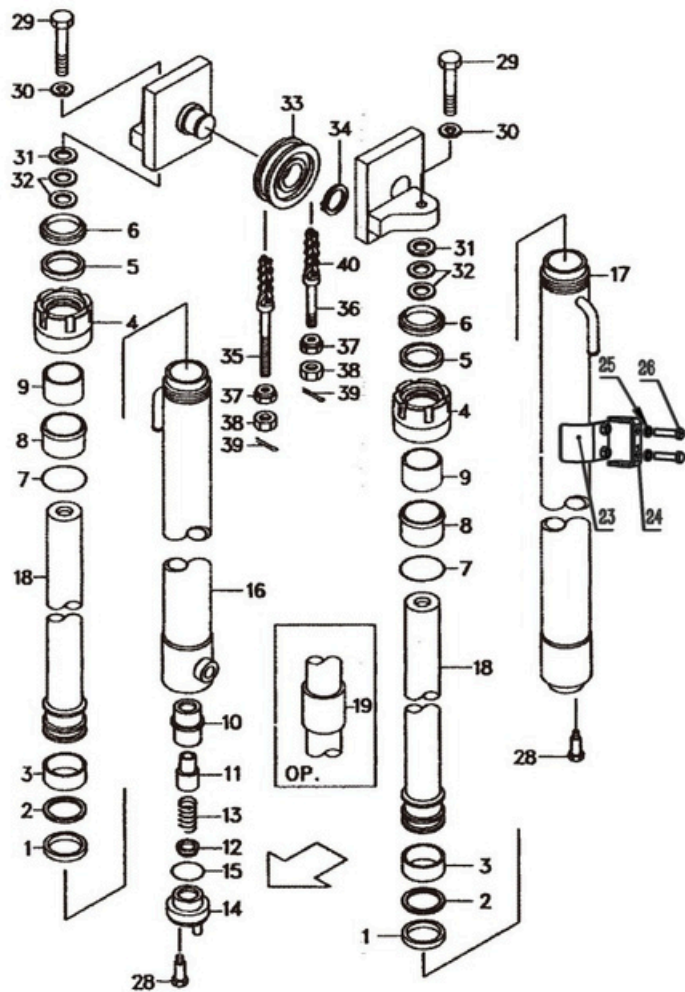
Fig.69 LIFT CYLINDER (REAR) [VFSM31A]



<Optional Parts>

| Item No. | 8 | 21 | 32 |
|-------------|-------------|-------------|-------------|
| Lift Height | TUBE R.H | TUBE L.H | LEAF CHAIN |
| VFSM360 | S34F0-81211 | S34F0-81011 | S0823-45671 |
| VFSM400 | S34F0-81221 | S34F0-81021 | S0823-45711 |
| VFSM435 | (STD) | (STD) | (STD) |
| VFSM470 | S34F0-81231 | S34F0-81031 | S0823-45811 |
| VFSM500 | S34F0-81241 | S34F0-81041 | S0823-45851 |
| VFSM540 | S34F0-81251 | S34F0-81051 | S0823-45911 |
| VFSM550 | S34F0-81261 | S34F0-81061 | S0823-45931 |
| VFSM600 | S34F0-81271 | S34F0-81071 | S0823-45991 |
| VFSM650 | S34F0-81281 | S34F0-81081 | S0823-46071 |
| VFSM700 | S34F0-81301 | S34F0-81091 | S0823-46171 |
| VFSM750 | S34F0-81281 | S34F0-81101 | S0823-46231 |

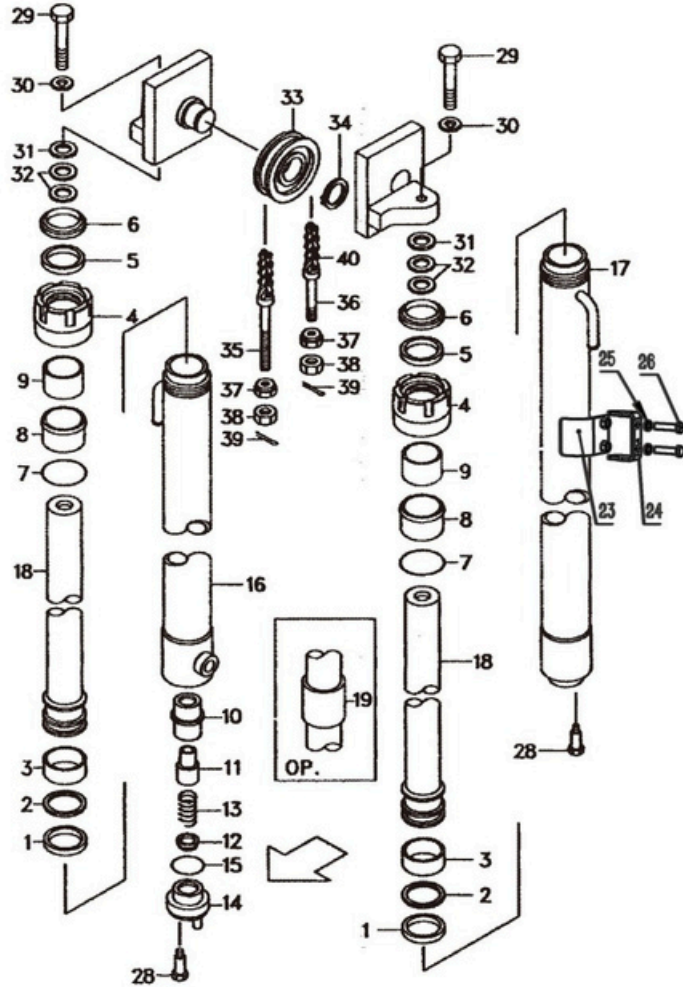
Fig.70 LIFT CYLINDER (REAR) [VFMS41A]



| Item No. | Part No. | Description | Req'd | | Remarks:Serial No. |
|----------|-----------------|--|-------|------|---------------------------------|
| | | | R.H. | L.H. | |
| A | F38A7-91603 | LIFT CYLINDER R.H. ASS'Y (STD) H=VFMS435 (Inc.1-19) | 1 | | See OP.Parts VFMS36E,VFMS41E |
| - | F38A0-81803 | LIFT CYLINDER L.H. ASS'Y (STD) H=VFMS435 (Inc.1-19) | | 1 | See OP.Parts VFMS36E,VFMS41E |
| 1 | GCQ060DL4-14 | PACKING | 1 | 1 | |
| 2 | 22658-52301 | RING | 1 | 1 | |
| 3 | HRD10K0506-10 | WEARING 60X55X20 | 1 | 1 | |
| 4 | GCQ060TLF2.3-01 | CAP | 1 | 1 | |
| 5 | 24459-42271 | PACKING | 1 | 1 | |
| 6 | D28B8-42611 | SEAL | 1 | 1 | |
| 7 | C00208A | O-RING | 1 | 1 | |
| 8 | D20B8-52055 | SLEEVE | 1 | 1 | |
| 9 | Z2113-04530 | BUSHING | 1 | 1 | |
| 10 | H22N0-87061 | SLEEVE | 1 | | |
| 11 | H22N0-87051 | PISTON | 1 | | |
| 12 | H22N0-87041 | CHECK | 1 | | |
| 13 | S3658-43031 | SPRING | 1 | | |
| 14 | 53658-43041 | PLUG | 1 | | |
| 15 | Z6003-04004 | O-RING | 1 | | |
| 16 | Q060TU2.1-00 | TUBE R.H. (STD)H=VFMS435 | 1 | | See OP.Parts VFMS36E,VFMS41E |
| 17 | Q060-TU2.Z-00 | TUBE L.H. (STD)H=VFMS435 | | 1 | See OP.Parts VFMS36E,VFMS41E |
| 18 | GCQ060TU2-01 | PISTON ROD ASS'Y (STD) H=VFMS435 | 1 | 1 | See OP.Parts VFMS36E,VFMS41E |
| 19 | TZT-45 | SPACER | 1 | 1 | See OP.Parts |

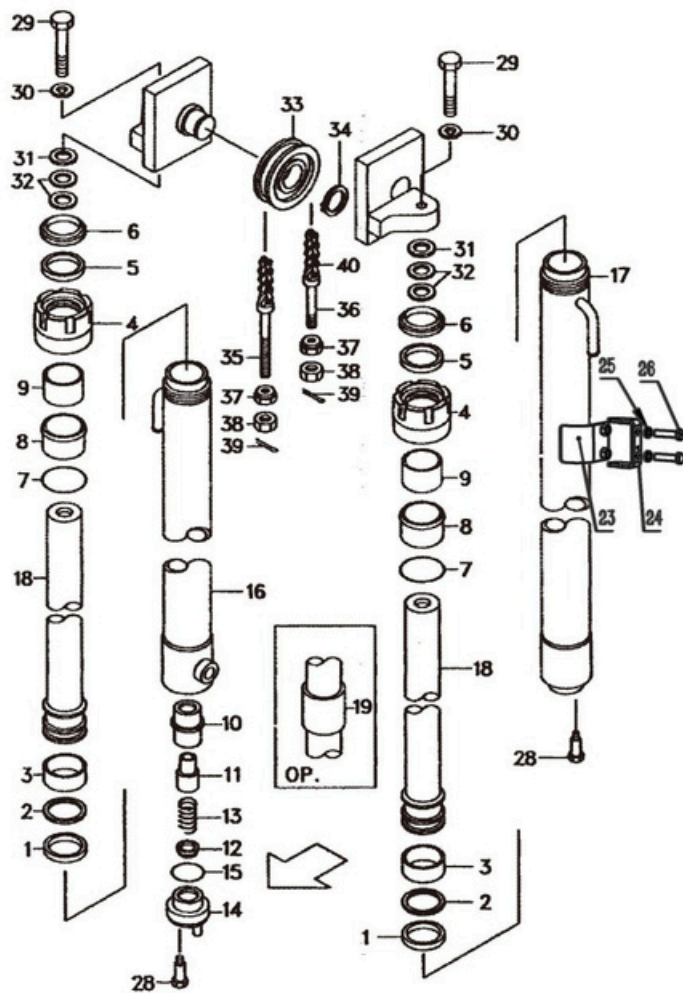
Fig.70

Fig.70 LIFT CYLINDER (REAR) [VFSM41A]



| Item No. | Part No. | Description | Req'd | | Remarks:Serial No. |
|----------|--------------|---------------------------|-------|------|--------------------|
| | | | R.H. | L.H. | |
| 23 | F21A7-42561 | DEAD PLATE | 1 | 1 | |
| 24 | F21A7-42551 | DEAD PLATE | 1 | 1 | |
| 25 | S2010-00012 | ASS'Y WASHER | 2 | 2 | |
| 26 | S1106-12050 | BOLT | 2 | 2 | |
| 28 | F31A8-42581 | BOLT | 1 | 1 | |
| 29 | S1106-14040 | BOLT | 1 | 1 | |
| 30 | S2010-00014 | WASHER | 1 | 1 | |
| 31 | F21A8-22011 | SHIM t=1.0 | AR | AR | |
| 32 | F21A8-22021 | SHIM t=0.2 | AR | AR | |
| 33 | F31A8-43501 | SEAVE | 1 | 1 | |
| 34 | S2100-00040 | SNAP RING | 1 | 1 | |
| 35 | 215K0-82701 | PIN | 1 | 1 | VFSM36A |
| - | D1634-01 | PIN | 1 | 1 | VFSM41A |
| 36 | 24459-42391 | PIN | 1 | 1 | VFSM36A |
| - | D1634-02 | PIN | 1 | 1 | VFSM41A |
| 37 | 22198-40192G | NUT | 2 | 2 | |
| 38 | S1400-00018 | NUT | 2 | 2 | |
| 39 | S2200-03040 | PIN, cotter | 1 | 1 | |
| 40 | S0823-45751 | LEAF CHAIN(STD) H=VFSM435 | 1 | 1 | VFSM36A |
| - | S0834-45751 | LEAF CHAIN(STD) H=VFSM435 | 1 | 1 | VFSM41A |

Fig.70 LIFT CYLINDER (REAR) [VFMS41A]



<OPITONAL PARTS> [VFMS36E] [VFMS41E]

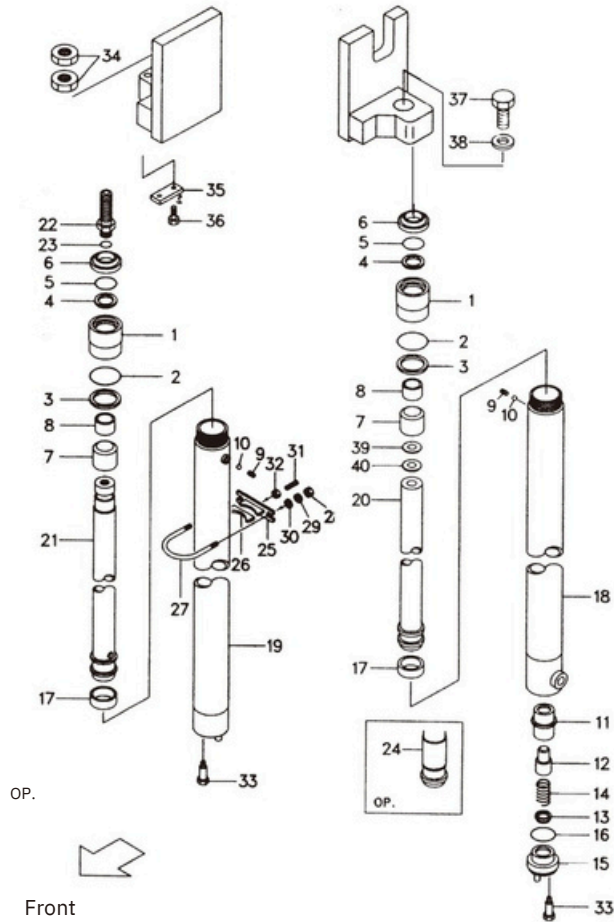
| ITEM NO. | A | C |
|-------------|-------------------------|--------------------------|
| LIFT HEIGHT | LIFT CYLINDER R.H.ASS'Y | LIFT CYLINDER L.H. ASS'Y |
| VFHM360 | F38A0-81613 | F38A0-81813 |
| VFHM400 | F38A0-81623 | F38A0-81823 |
| VFHM435 | (STD) | (STD) |
| VFHM470 | F38A0-81633 | F38A0-81833 |
| VFHM500 | F38A0-81643 | F38A0-81843 |
| VFHM540 | F38A0-81653 | F38A0-81853 |
| VFHM550 | F38A0-81663 | F38A0-81863 |
| VFHM600 | F38A0-81673 | F38A0-81873 |
| VFHM650 | F38A0-81683 | F38A0-81883 |
| VFHM700 | F38A0-81693 | F38A0-81893 |
| VFHM750 | F38A0-81703 | F38A0-81903 |

<OPITONAL PARTS> [VFMS36E] [VFMS41E]

| ITEM NO. | 19 | 40 |
|-------------|---------------|-------------|
| LIFT HEIGHT | SPACE | LEAF CHAIN |
| VFMS360 | - | S0823-45671 |
| VFMS400 | - | S0823-45711 |
| VFMS435 | (STD) | (STD) |
| VFMS480 | - | S0823-45811 |
| VFMS500 | R-27978-42371 | S0823-45851 |
| VFMS540 | R-27980-82701 | S0823-45911 |
| VFMS550 | R-27978-42371 | S0823-45931 |
| VFMS600 | R-27980-82711 | S0823-45991 |
| VFMS650 | R-234F0-82401 | S0823-46071 |
| VFMS700 | F-214J0-82521 | S0823-46171 |
| VFMS750 | R-214J0-82521 | S0823-46231 |

Fig.71

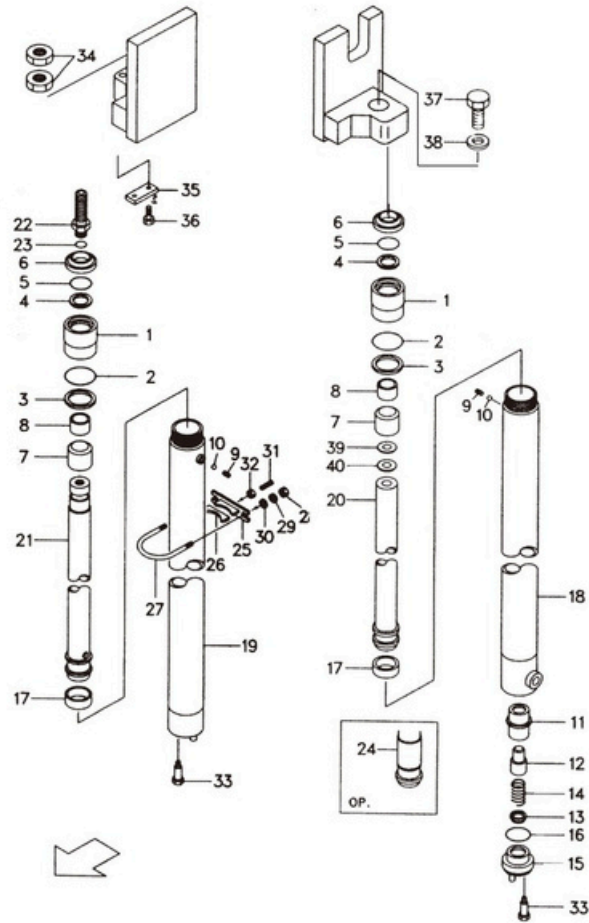
Fig.71 LIFT CYLINDER (REAR) [VFM21A]



| Item No. | Part No. | Description | Req'd | | Remarks:Serial No. |
|----------|------------------|---|-------|------|--------------------|
| | | | R.H. | L.H. | |
| A | F21A0-50001 | LIFT CYLINDER R.H. ASS'Y (STD)H=VFM300 (Inc.1-24) | 1 | | |
| B | F21A0-50201 | LIFT CYLINDER R.H. ASS'Y (STD)H=VFM300 (Inc.1-24) | | 1 | |
| 1 | GCQ045DL2-05 | CAP | 1 | 1 | |
| 2 | C00205 | O-RING 49.4*3.1 | 1 | 1 | |
| 3 | GCQ045DL2-03 | RING 55*50*1.6 | 1 | 1 | |
| 4 | 23650-52861 | PACKING 45*35*3 | 1 | 1 | |
| 5 | 23650-52851 | RING 35*45*6 | 1 | 1 | |
| 6 | 23410-53111 | SEAL 35*47*7/10 | 1 | 1 | |
| 7 | GCQ045DL2-04 | SLEEVE | 1 | 1 | |
| 8 | Z2113-03530 | BUSHING 3530 | 1 | 1 | |
| 9 | B8032-05008 | PLUG M5*8 | 1 | 1 | |
| 10 | Q70B0-82141 | BALL | 1 | 1 | |
| 11 | H22N0-87041 | SLEEVE | 1 | | |
| 12 | H22N0-87051 | PISTON | 1 | | |
| 13 | H22N0-87061 | CHECK | 1 | | |
| 14 | 53658-43031 | SPRING | 1 | | |
| 15 | 53658-43041 | PLUG | 1 | | |
| 16 | Z6008-04004 | O-RING 40*3.5 | 1 | | |
| 17 | 22580-53321 | WEARING 45*41*20 | 1 | 1 | |
| 18 | GCQ045TU2A.1-00 | TUBE L.H. (STD)H=VFM300 | | 1 | |
| 19 | GCQ045TU2A.1-00L | TUBE R.H. (STD)H=VFM300 | 1 | | |
| 20 | REF107972 | PISTON ROD L.H. (STD)H=VFM300 | | 1 | |
| 21 | 107974 | PISTON ROD R.H. (STD)H=VFM300 | 1 | | |
| 22 | 214A0-53721Y | NIPPE | 1 | | |

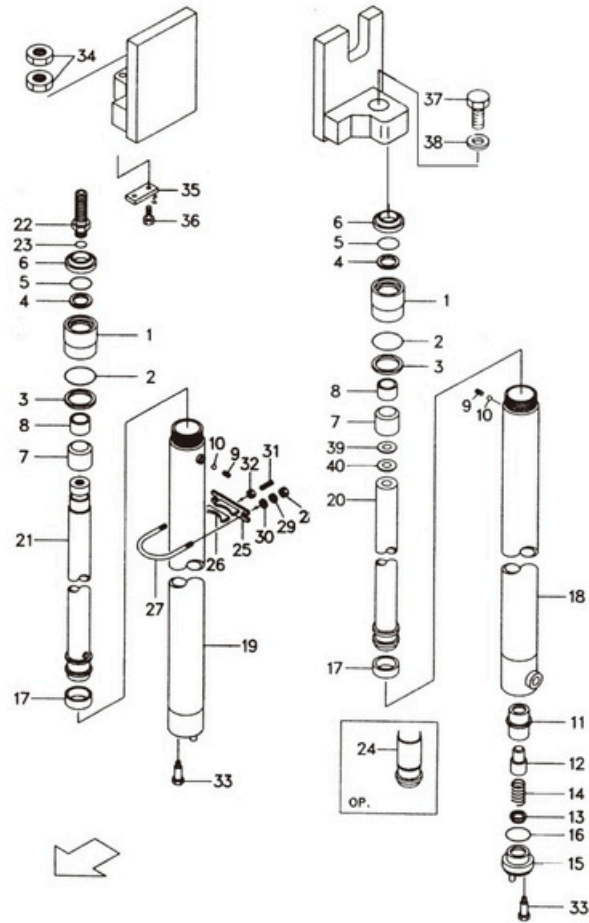
Fig.71

Fig.71 LIFT CYLINDER (REAR) [VFM21A]



| Item No. | Part No. | Description | Req'd | | Remarks:Serial No. |
|----------|--------------|-----------------|-------|------|--------------------|
| | | | R.H. | L.H. | |
| 23 | Z6053-01782 | O-RING 17.8*2.4 | 1 | | |
| 25 | F31A8-42181 | SUPPORT | 1 | | |
| 26 | F31A8-42411 | RUBBER | 1 | 1 | |
| 27 | F31A8-42552 | U-BOLT | 1 | 1 | |
| 28 | S1400-00010 | NUT | 2 | 1 | |
| 29 | S2010-00010 | WASHER | 2 | 2 | |
| 30 | S2000-00010 | WASHER | 2 | 2 | |
| 31 | B21E8-42231 | PLUG | 1 | 2 | |
| 32 | S1400-00010 | NUT | 1 | 1 | |
| 33 | F31A8-42581 | BOLT | 1 | 1 | |
| 34 | F21A8-42592a | NUT | 2 | 1 | |
| 35 | F31A8-50161 | LOCK WASHER | 1 | | |
| 36 | S1106-10020 | BOLT | | 2 | |
| 37 | S1106-14040 | BOLT | 1 | 2 | |
| 38 | S2010-00014 | WASHER | 1 | | |

Fig.71 LIFT CYLINDER (REAR) [VFM21A]

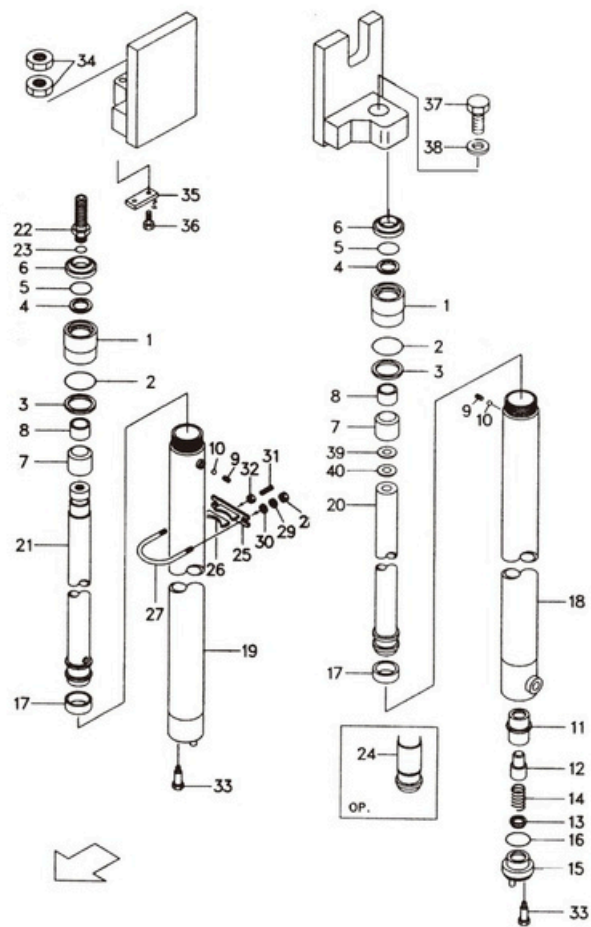


<Optional Parts>

| Item No. | 18 | 19 | 20 | 21 |
|-------------|-------------|-------------|-----------------|-----------------|
| Lift Height | TUBE R.H. | TUBE L.H. | PISTON ROD R.H. | PISTON ROD L.H. |
| VFM200 | S34A0-50511 | S34A0-50711 | S29F0-51211 | S14A0-51711 |
| VFM225 | S34A0-50521 | S34A0-50721 | S29F0-51221 | S14A0-51721 |
| VFM250 | S34A0-50531 | S34A0-50731 | S29F0-51231 | S14A0-51731 |
| VFM270 | S34A0-50541 | S34A0-50741 | S29F0-51241 | S14A0-51741 |
| VFM275 | S34A0-50551 | S34A0-50751 | S29F0-51251 | S14A0-51751 |
| VFM300 | (STD) | (STD) | (STD) | (STD) |
| VFM325 | S34A0-50561 | S34A0-50761 | S29F0-51261 | S14A0-51761 |
| VFM330 | S34A0-50571 | S34A0-50771 | S29F0-51271 | S14A0-51771 |
| VFM350 | S34A0-50581 | S34A0-50781 | S29F0-51281 | S14A0-51781 |
| VFM360 | S34A0-50591 | S34A0-50791 | S29F0-51291 | S14A0-51791 |
| VFM370 | S34A0-50601 | S34A0-50301 | S29F0-51301 | S14A0-51801 |
| VFM375 | S34A0-50611 | S34A0-50311 | S29F0-51311 | S14A0-51811 |
| VFM400 | S34A0-50621 | S34A0-50321 | S29F0-51321 | S14A0-51821 |
| VFM425 | S34A0-50631 | S34A0-50331 | S29F0-51331 | S14A0-51831 |
| VFM450 | S34A0-50641 | S34A0-50341 | S29F0-51341 | S14A0-51841 |
| VFM475 | S34A0-50651 | S34A0-50351 | S29F0-51351 | S14A0-51851 |
| VFM500 | S34A0-50661 | S34A0-50361 | S29F0-51361 | S14A0-51861 |
| VFM550 | S34A0-50671 | S34A0-50371 | S29F0-51371 | S14A0-51871 |
| VFM600 | S34A0-50681 | S34A0-50381 | S29F0-51381 | S14A0-51881 |

Fig.71 LIFT CYLINDER (REAR) [VFM21A]

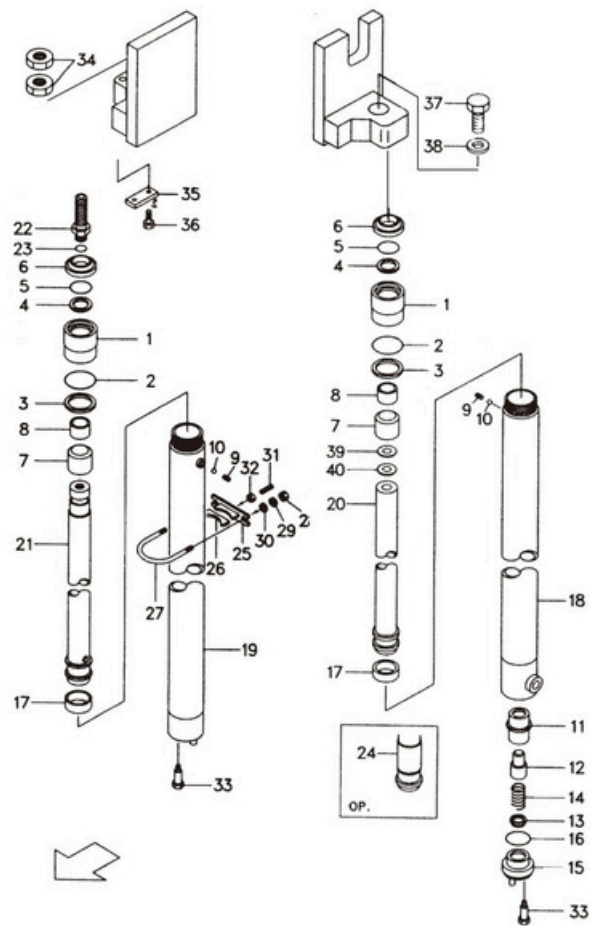
Fig.71



<Optional Parts>

| Item No. | A | B |
|-------------|-----------------------------|-----------------------------|
| Lift Height | LIFT CYLINDER R.H. ASS'Y | LIFT CYLINDER L.H. ASS'Y |
| VFM200 | F21A0-50011 | F21A0-50211 |
| VFM225 | F21A0-50021 | F21A0-50221 |
| VFM250 | F21A0-50031 | F21A0-50231 |
| VFM270 | F21A0-50041 | F21A0-50241a |
| VFM275 | F21A0-50051 | F21A0-50251 |
| VFM300 | (STD) | (STD) |
| VFM325 | F21A0-50061 | F21A0-50261 |
| VFM330 | F21A0-50071 | F21A0-50271 |
| VFM350 | F21A0-50081 | F21A0-50281a |
| VFM360 | F21A0-50091 | F21A0-50291 |
| VFM370 | F21A0-50101a | F21A0-50301 |
| VFM375 | F21A0-50111 | F21A0-50311 |
| VFM400 | F21A0-50121 | F21A0-50321 |
| VFM425 | F21A0-50131 | F21A0-50331 |
| VFM450 | F21A0-50141 | F21A0-50341 |
| VFM475 | F21A0-50151 | F21A0-50851 |
| VFM500 | F21A0-50161 | F21A0-50861 |
| VFM550 | F21A0-50171b | F21A0-50871 |
| VFM600 | F21A0-50181 | F21A0-50881 |

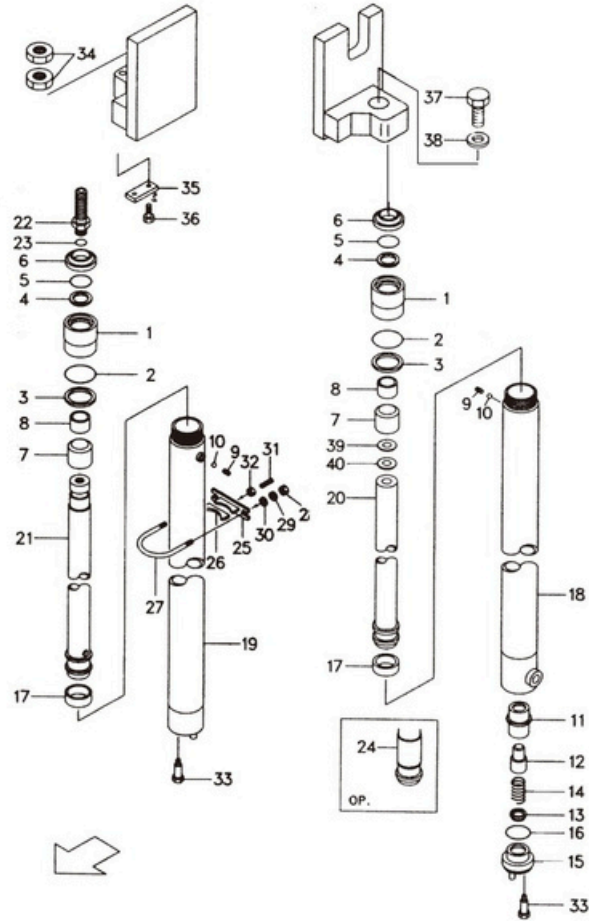
Fig.72 LIFT CYLINDER (REAR) [VFM31A] [VFM36A] [VFM41A]



| Item No. | Part No. | Description | Req'd | | Remarks:Serial No. |
|----------|-----------------|--|-------|------|--------------------|
| | | | R.H. | L.H. | |
| A | F31A0-50001 | LIFT CYLINDER R.H. ASS'Y (STD)H=VFM300 (Inc.1-24) | 1 | | |
| B | F31A0-50201 | LIFT CYLINDER R.H. ASS'Y (STD)H=VFM300 (Inc.1-24) | | 1 | |
| 1 | 20038-36500 | CAP | 1 | 1 | |
| 2 | Z6003-06003 | O-RING 60*3.1 | 1 | 1 | |
| 3 | 20030-52881 | RING 60*55*1.6 | 1 | 1 | |
| 4 | 23918-52161 | PACKING 40*50*6 | 1 | 1 | |
| 5 | 23650-83531 | RING 50*40*3 | 1 | 1 | |
| 6 | 23650-83581 | SEAL DKB40*52*7/10 | 1 | 1 | |
| 7 | HRD26Z0548 | SLEEVE | 1 | 1 | |
| 8 | Z2113-04030 | BUSHING 4030 | 1 | 1 | |
| 9 | B1830-06008 | PLUG M6*8 | 1 | 1 | |
| 10 | D20B8-42341 | BALL | 1 | 1 | |
| 11 | H22N0-87061 | SLEEVE | 1 | | |
| 12 | H22N0-87051 | PISTON | 1 | | |
| 13 | H22N0-87041 | CHECK | 1 | | |
| 14 | 53658-43031 | SPRING | 1 | | |
| 15 | H22N0-87071 | PLUG | 1 | | |
| 16 | Z6003-04004 | O-RING 40*3.5 | 1 | | |
| 17 | 27970-53141 | WEARING | 1 | 1 | |
| 18 | GCQ050TU2.1-00R | TUBE L.H. (STD)H=VFM300 | | 1 | |
| 19 | GCQ050TU2.1-00L | TUBE R.H. (STD)H=VFM300 | 1 | | |
| 20 | GCQ050TU2.2-00R | PISTON ROD L.H. (STD)H=VFM300 | | 1 | |
| 21 | GCQ050TU2.2-00L | PISTON ROD R.H. (STD)H=VFM300 | 1 | | |
| 22 | GCQ050TU2-01Y | NIPPE | 1 | | |

Fig.72

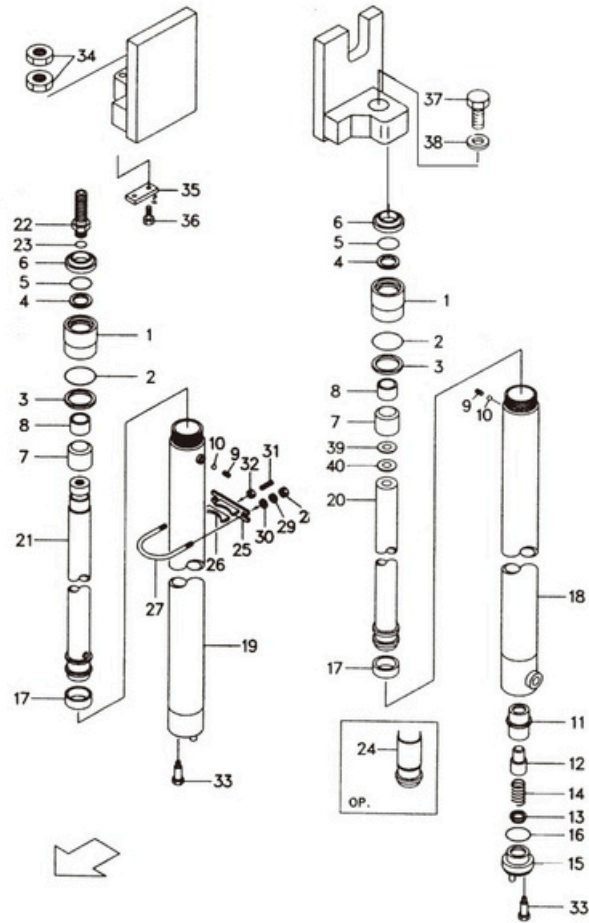
Fig.72 LIFT CYLINDER (REAR) [VFM31A] [VFM36A] [VFM41A]



| Item No. | Part No. | Description | Req'd | | Remarks:Serial No. |
|----------|--------------|---------------|-------|------|--------------------|
| | | | R.H. | L.H. | |
| 23 | Z60003-03004 | O-RING 30*3.5 | 1 | | |
| 25 | F31A8-42181 | SUPPORT | 1 | | |
| 26 | F31A8-42411 | RUBBER | 1 | 1 | VFM400-500=2 |
| 27 | F31A8-42552 | U-BOLT | 1 | 1 | VFM500.600=4 |
| 28 | S1400-00010 | NUT | 2 | 1 | |
| 29 | S2010-00010 | WASHER | 2 | 2 | |
| 30 | S2000-00010 | WASHER | 2 | 2 | |
| 31 | B21E8-42231 | PLUG | 1 | 2 | |
| 32 | S1400-00010 | NUT | 1 | 1 | |
| 33 | F31A8-42581 | BOLT | 1 | 1 | |
| 34 | F21A8-42592a | NUT | 2 | 1 | |
| 35 | F31A8-50161 | LOCK WASHER | 1 | | |
| 36 | S1106-10020 | BOLT | | 2 | |
| 37 | S1106-14040 | BOLT | 1 | 2 | |
| 38 | S2010-00014 | WASHER | 1 | | |

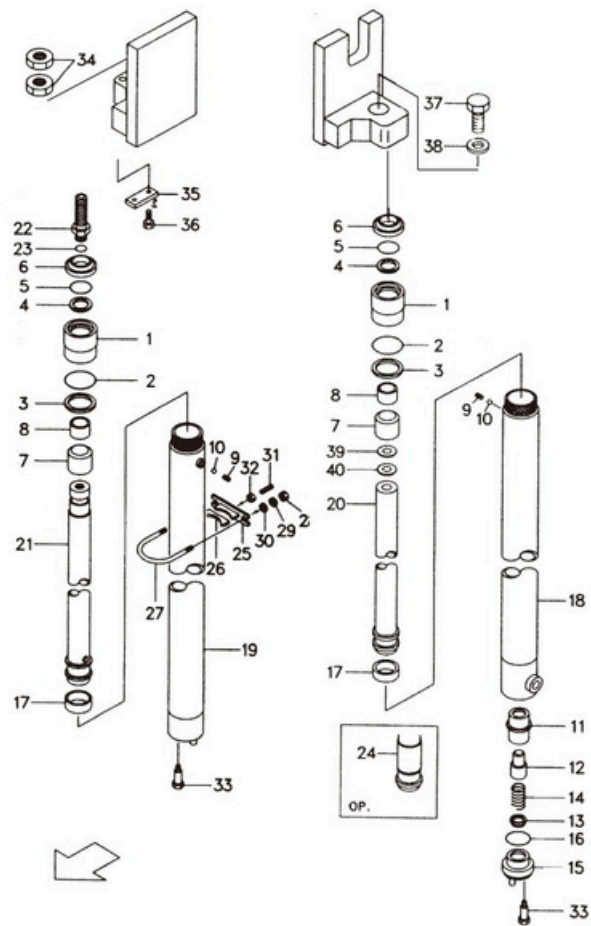
Fig.72 LIFT CYLINDER (REAR) [VFM31A] [VFM36A] [VFM41A]

Fig.72



| Item No. | Part No. | Description | Req'd | | Remarks:Serial No. |
|----------|--------------|---------------|-------|------|--------------------|
| | | | R.H. | L.H. | |
| 23 | Z60003-03004 | O-RING 30*3.5 | 1 | | |
| 25 | F31A8-42181 | SUPPORT | 1 | | |
| 26 | F31A8-42411 | RUBBER | 1 | 1 | VFM400-500=2 |
| 27 | F31A8-42552 | U-BOLT | 1 | 1 | VFM500.600=4 |
| 28 | S1400-00010 | NUT | 2 | 1 | |
| 29 | S2010-00010 | WASHER | 2 | 2 | |
| 30 | S2000-00010 | WASHER | 2 | 2 | |
| 31 | B21E8-42231 | PLUG | 1 | 2 | |
| 32 | S1400-00010 | NUT | 1 | 1 | |
| 33 | F31A8-42581 | BOLT | 1 | 1 | |
| 34 | F21A8-42592a | NUT | | 1 | |
| 35 | F31A8-50161 | LOCK WASHER | 1 | | |
| 36 | S1106-10020 | BOLT | | 2 | |
| 37 | S1106-14040 | BOLT | 1 | 2 | |
| 38 | S2010-00014 | WASHER | 1 | | |

Fig.72 LIFT CYLINDER (REAR) [VFM31A] [VFM36A] [VFM41A]

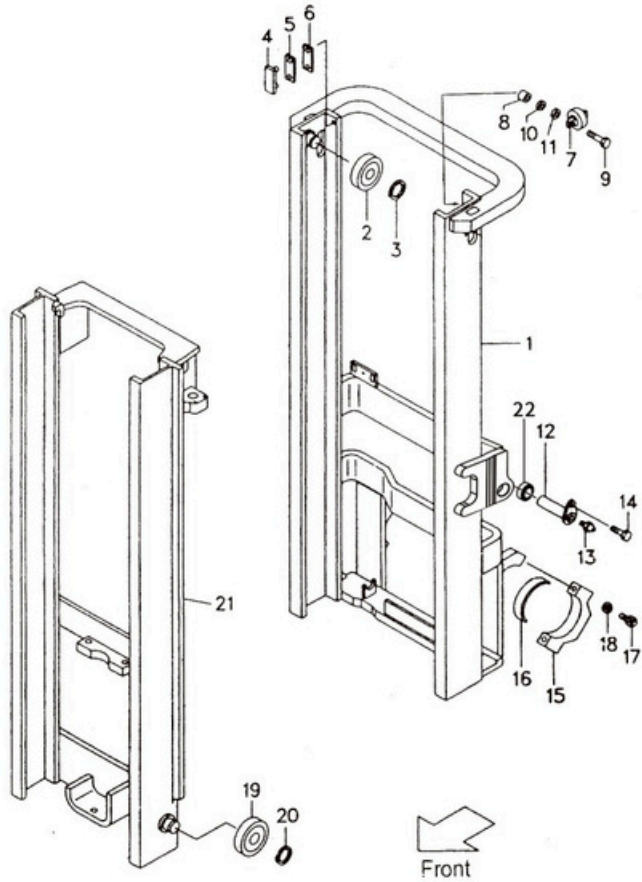


<Optional Parts>

| Item No. | A | B |
|-------------|-----------------------------|-----------------------------|
| Lift Height | LIFT CYLINDER R.H. ASS'Y | LIFT CYLINDER L.H. ASS'Y |
| VFM200 | F31A0-50011 | F31A0-50211 |
| VFM225 | F31A0-50021 | F31A0-50221 |
| VFM250 | F31A0-50031 | F31A0-50231 |
| VFM270 | F31A0-50041 | F31A0-50241 |
| VFM275 | F31A0-50051 | F31A0-50251 |
| VFM300 | (STD) | (STD) |
| VFM325 | F31A0-50061 | F31A0-50261 |
| VFM330 | F31A0-50071 | F31A0-50271b |
| VFM350 | F31A0-50081 | F31A0-50281b |
| VFM360 | F31A0-50091 | F31A0-50291 |
| VFM370 | F31A0-50101b | F31A0-50301 |
| VFM375 | F31A0-50111 | F31A0-50311 |
| VFM400 | F31A0-50121 | F31A0-50321 |
| VFM425 | F31A0-50131 | F31A0-50331 |
| VFM450 | F31A0-50141 | F31A0-50341 |
| VFM475 | F31A0-50151 | F31A0-50351 |
| VFM500 | F31A0-50161 | F31A0-50361 |
| VFM550 | F31A0-50171b | F31A0-50371 |
| VFM600 | F31A0-50181b | F31A0-50381 |

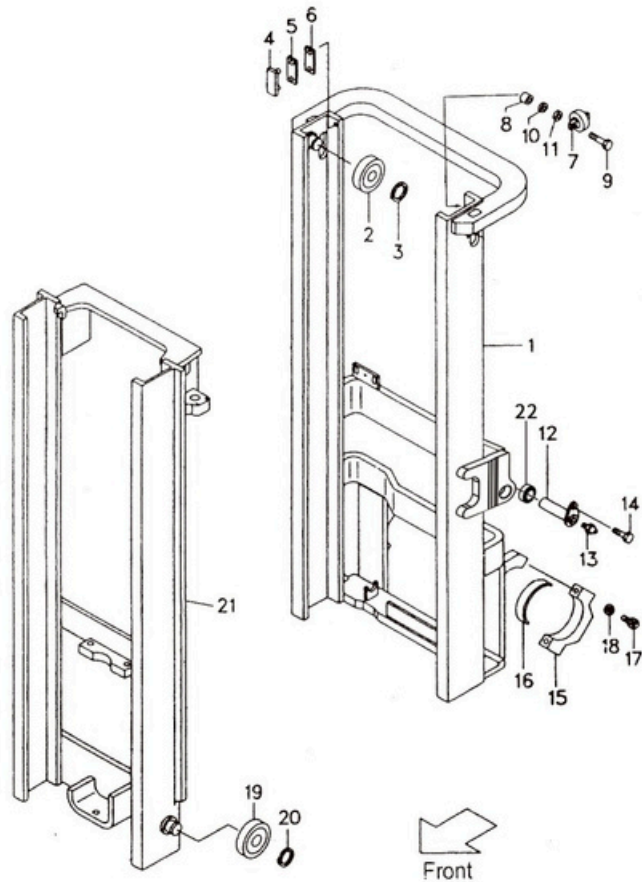
Fig.73

Fig.73 MAST VFM21A



| Item No. | Part No. | Description | Req'd | Remarks:Serial No. |
|----------|-------------|------------------------------|-------|--------------------|
| 1 | F21A0-40101 | OUTER MAST (STD)H=VFM300 | 1 | |
| 2 | F31A8-42051 | END ROLLER | 2 | |
| 3 | S2100-00045 | SNAP RING | 2 | |
| 4 | F21A8-22101 | SLIPPER | 2 | |
| 5 | F21A8-22041 | SHIM t=0.5 | AR | |
| 6 | F21A8-22051 | SHIM t=1.0 | AR | |
| 7 | CN28-00 | SIDE ROLLER | 2 | |
| 8 | F21A8-22091 | SPACE | 2 | |
| 9 | S1106-12050 | BOLT | 2 | |
| 10 | F21A8-22081 | SHIM | AR | |
| 11 | F21A8-22061 | SHIM | AR | |
| 12 | F31A8-52201 | PIN | 2 | |
| 13 | S4901-00100 | FITTING | 2 | |
| 14 | S1184-10020 | BOLT | 2 | |
| 15 | F31A8-40101 | CAP | 2 | |
| 16 | F31A8-40201 | BUSHING | 2 | |
| 17 | S1106-16065 | BOLT | 4 | |
| 18 | S2011-00016 | WASHER | 4 | |
| 19 | F31A8-42051 | END ROLLER | 2 | |
| 20 | S2100-00045 | SNAP RING | 2 | |
| 21 | F21A0-40001 | INNER MAST (STD) H=VFM300 | 1 | |

Fig.73 MAST VFM21A

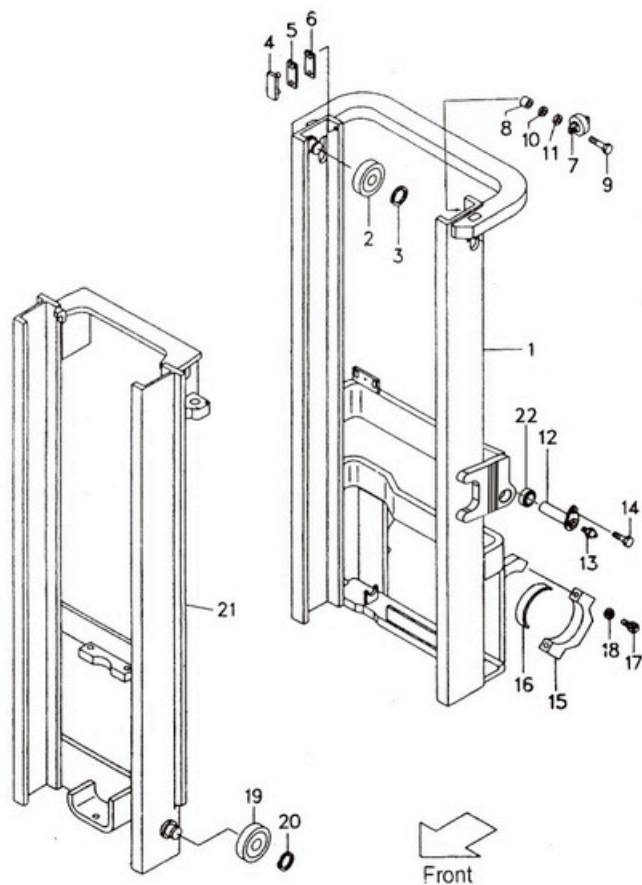


<Optional Parts>

| Item No. | 1 | 21 |
|-------------|-------------|-------------|
| Lift Height | OUTER MAST | INNER MAST |
| VFM200 | F21A0-40111 | F21A0-40311 |
| VFM225 | F21A0-40121 | F21A0-40321 |
| VFM250 | F21A0-40131 | F21A0-40331 |
| VFM270 | F21A0-40141 | F21A0-40341 |
| VFM275 | F21A0-40151 | F21A0-40351 |
| VFM300 | (STD) | (STD) |
| VFM325 | F21A0-40161 | F21A0-40361 |
| VFM330 | F21A0-40171 | F21A0-40371 |
| VFM350 | F21A0-40181 | F21A0-40381 |
| VFM366 | F21A0-40191 | F21A0-40391 |
| VFM370 | F21A0-40201 | F21A0-40401 |
| VFM375 | F21A0-40211 | F21A0-40411 |
| VFM400 | F21A0-40221 | F21A0-40421 |
| VFM425 | F21A0-40231 | F21A0-40431 |
| VFM450 | F21A0-40241 | F21A0-40441 |
| VFM475 | F21A0-40251 | F21A0-40451 |
| VFM500 | F21A0-40261 | F21A0-40461 |
| VFM550 | F21A0-40271 | F21A0-40471 |
| VFM600 | F21A0-40281 | F21A0-40481 |

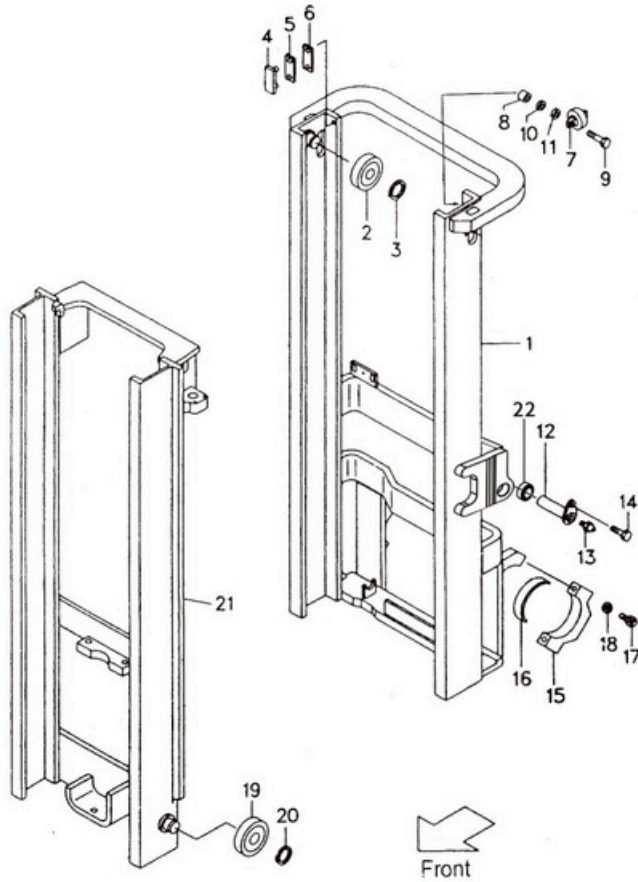
Fig.74

Fig.74 MAST VFM31A VFM41A



| Item No. | Part No. | Description | Req'd | Remarks:Serial No. |
|----------|--------------|------------------------------|-------|--------------------|
| 1 | F31A0-40001a | OUTER MAST (STD)H=VFM300 | 1 | 3-3.5T |
| - | F38A0-40001a | OUTER MAST (STD)H=VFM300 | 1 | 4T |
| 2 | F31A8-42051 | END ROLLER | 2 | |
| 3 | S2100-00045 | SNAP RING | 2 | |
| 4 | F21A8-22101 | SLIPPER | 2 | |
| 5 | F21A8-22041 | SHIM t=0.5 | AR | |
| 6 | F21A8-22051 | SHIM t=1.0 | AR | |
| 7 | F31A8-42061 | SIDE ROLLER | 2 | |
| 8 | F21A8-22091 | SPACE | 2 | |
| 9 | S1106-12050 | BOLT | 2 | |
| 10 | F21A8-22081 | SHIM | AR | |
| 11 | F21A8-22061 | SHIM | AR | |
| 12 | F31A8-52201 | PIN | 2 | |
| 13 | S4901-00100 | FITTING | 2 | |
| 14 | S1184-10020 | BOLT | 2 | |
| 15 | F31A8-40101 | CAP | 2 | |
| 16 | F31A8-40201 | BUSHING | 2 | |
| 17 | S1106-16065 | BOLT | 4 | |
| 18 | S2011-00016 | WASHER | 4 | |
| 19 | F31A8-42051 | END ROLLER | 2 | |
| 20 | S2100-00045 | SNAP RING | 2 | |
| 21 | F31A0-40201a | INNER MAST (STD) H=VFM300 | 1 | 3-3.5T |
| - | F38A0-40201 | INNER MAST (STD) H=VFM300 | 1 | 4T |
| 22 | F31A8-54011 | BEARING | 2 | |

Fig.74 MAST VFM31A VFM41A

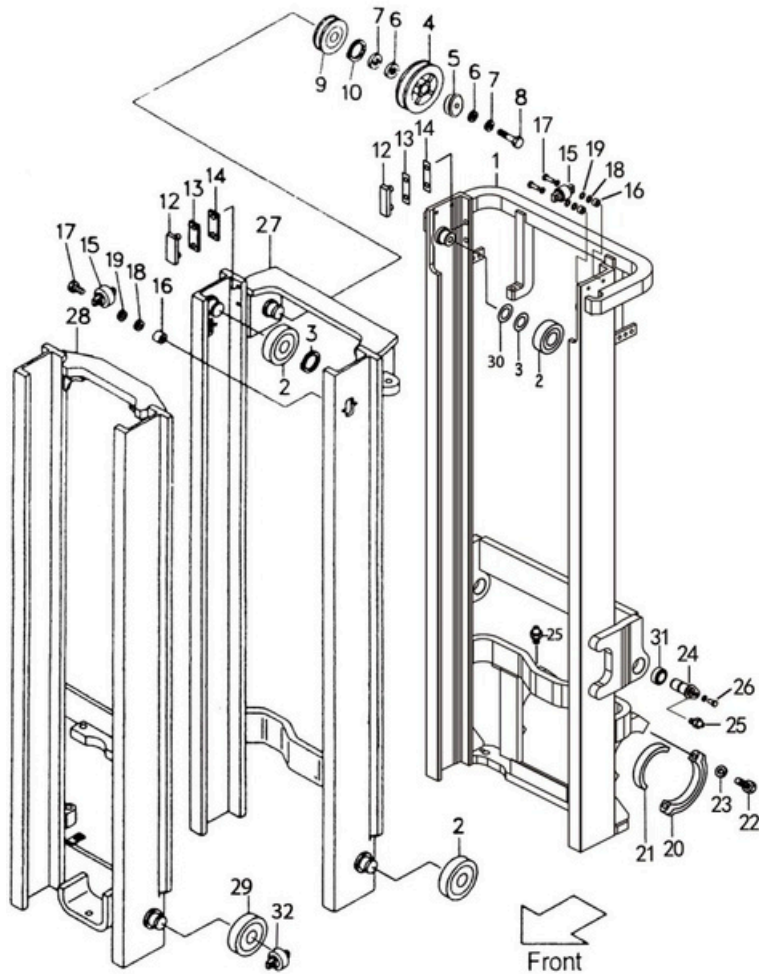


<Optional Parts>

| Item No. | 1 (3-3.5T) | 1 (4T) | 21 (3-3.5T) | 21 (4T) |
|-------------|--------------|--------------|---------------|-------------|
| Lift Height | OUTER MAST | OUTER MAST | INNER MAST | INNER MAST |
| VFM200 | F31A0-40011a | F38A0-40011a | F31A0-40211a | F38A0-40211 |
| VFM225 | F31A0-40021a | F38A0-40021a | F31A0-40221a | F38A0-40221 |
| VFM250 | F31A0-40031a | F38A0-40031a | F31A0-40231a | F38A0-40231 |
| VFM270 | F31A0-40041a | F38A0-40041a | F31A0-40241a | F38A0-40241 |
| VFM275 | F31A0-40051a | F38A0-40051a | F31A0-40251a | F38A0-40251 |
| VFM300 | (STD) | (STD) | (STD) | (STD) |
| VFM325 | F31A0-40061a | F38A0-40061a | F31A0-40261a | F38A0-40261 |
| VFM330 | F31A0-40071a | F38A0-40071a | F31A0-40271a | F38A0-40271 |
| VFM350 | F31A0-40081a | F38A0-40081a | F31A0-40281a | F38A0-40281 |
| VFM366 | F31A0-40091a | F38A0-40091a | F31A0-40291a | F38A0-40291 |
| VFM370 | F31A0-40101a | F38A0-40101a | F31A0-40301a | F38A0-40301 |
| VFM375 | F31A0-40111a | F38A0-40111a | F31A0-40311a | F38A0-40311 |
| VFM400 | F31A0-40121a | F38A0-40121a | F31A0-40321a | F38A0-40321 |
| VFM425 | F31A0-40131a | F38A0-40131a | F31A0-40331a | F38A0-40331 |
| VFM450 | F31A0-40141a | F38A0-40141a | F31A0-40341a | F38A0-40341 |
| VFM475 | F31A0-40151a | F38A0-40151a | F31A0-40351a | F38A0-40351 |
| VFM500 | F31A0-40161a | F38A0-40161a | F31A0-40361a | F38A0-40361 |
| VFM550 | F31A0-40171a | F38A0-40171a | F31A0-40371a | F38A0-40371 |
| VFM600 | F31A0-40181a | F38A0-40181a | F31A0-40381a | F38A0-40381 |

Fig.75

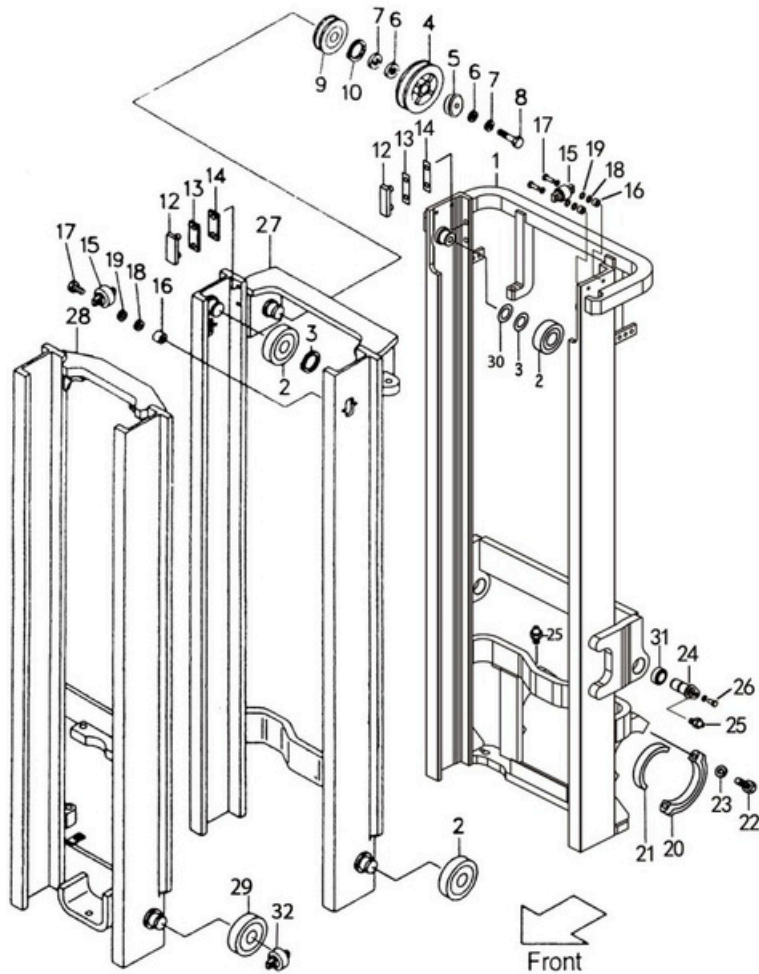
Fig.75 MAST VFSM21A



| Item No. | Part No. | Description | Req'd | Remarks:Serial No. |
|----------|-------------|------------------------------|-------|--------------------|
| 1 | F21A7-70203 | OUTER MAST (STD)H=VFSM450 | 1 | |
| 2 | F31A8-42051 | END ROLLER | 6 | |
| 3 | S2100-00045 | SHIM T-0.5 | 6 | |
| 4 | 23670-73581 | ROLLER | 1 | |
| 5 | 23200-72211 | ROLLER BRACKET | 1 | |
| 6 | P2050-12331 | NYLON, MATTRESS | 2 | |
| 7 | P3200-72221 | WASHER | 2 | |
| 8 | S1106-16065 | BOLT | 1 | |
| 9 | F31A0-83001 | SHEAVE | 2 | |
| 10 | S2100-00040 | SNAP RING | 2 | |
| 12 | F21A8-22101 | SLIPPER | 4 | |
| 13 | F21A8-22041 | SHIM t=0.5 | AR | |
| 14 | F21A8-22051 | SHIM t=1.0 | AR | |
| 15 | CN-28-00 | SIDE ROLLER | 4 | |
| 16 | F21A8-22091 | SPACE | 4 | |
| 17 | S1106-12050 | BOLT | 4 | |
| 18 | F21A8-22081 | SHIM | AR | |
| 19 | F21A8-22061 | SHIM | AR | |
| 20 | F31A8-40101 | CAP | 2 | |
| 21 | F31A8-40201 | BUSHING | 2 | |
| 22 | S1106-16075 | BOLT | 4 | |

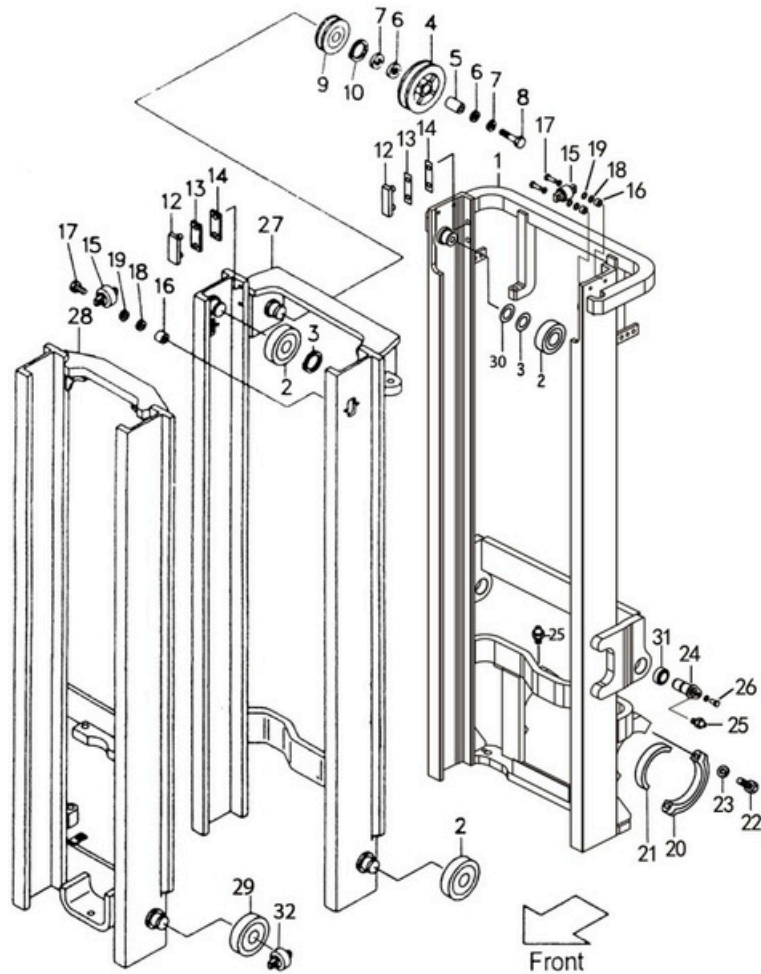
Fig.75

Fig.75 MAST V F SM21A



| Item No. | Part No. | Description | Req'd | Remarks:Serial No. |
|----------|--------------|---------------------------------|-------|--------------------|
| 23 | S2011-00016 | WASHER | 4 | |
| 24 | F31A8-52201 | PIN | 2 | |
| 25 | S4901-00100 | FITTING | 2 | |
| 26 | S1184-10020 | BOLT | 2 | |
| 27 | F21A0-70402 | MIDDLE MAST (STD) H=VFSM 450 | 1 | |
| 28 | F21A0-70602 | INNER MAST (STD) H=VFSM 450 | 1 | See OP. Parts |
| 29 | 980811NT-00 | END ROLLER | 2 | |
| 30 | F31A8-22031 | SHIM T-1.0 | 8 | |
| 31 | F31A8-54011 | BEARING | 2 | |
| 32 | CGLC311HL-00 | ROLLER, SIDE | 2 | |

Fig.75 MAST VFSM21A



<Optional Parts>

| Item No. | 1 | 27 | 28 |
|-------------|-------------|-------------|-------------|
| Lift Height | OUTER MAST | MIDDLE MAST | INNER MAST |
| VFSM360 | F21A7-70213 | F21A0-70412 | F21A0-70612 |
| VFSM400 | F21A7-70223 | F21A0-70422 | F21A0-70622 |
| VFSM435 | F21A7-70233 | F21A0-70432 | F21A0-70632 |
| VFSM450 | (STD) | (STD) | (STD) |
| VFSM470 | F21A7-70323 | F21A0-70522 | F21A0-70722 |
| VFSM500 | F21A7-70253 | F21A0-70452 | F21A0-70652 |
| VFSM540 | F21A7-70263 | F21A0-70462 | F21A0-70662 |
| VFSM550 | F21A7-70273 | F21A0-70472 | F21A0-70672 |
| VFSM600 | F21A7-70283 | F21A0-70482 | F21A0-70682 |
| VFSM650 | F21A7-70293 | F21A0-70492 | F21A0-70692 |
| VFSM700 | F21A7-70303 | F21A0-70502 | F21A0-70702 |
| VFSM750 | F21A7-70313 | F21A0-70512 | F21A0-70712 |

Fig.76 MAST VF5M31A

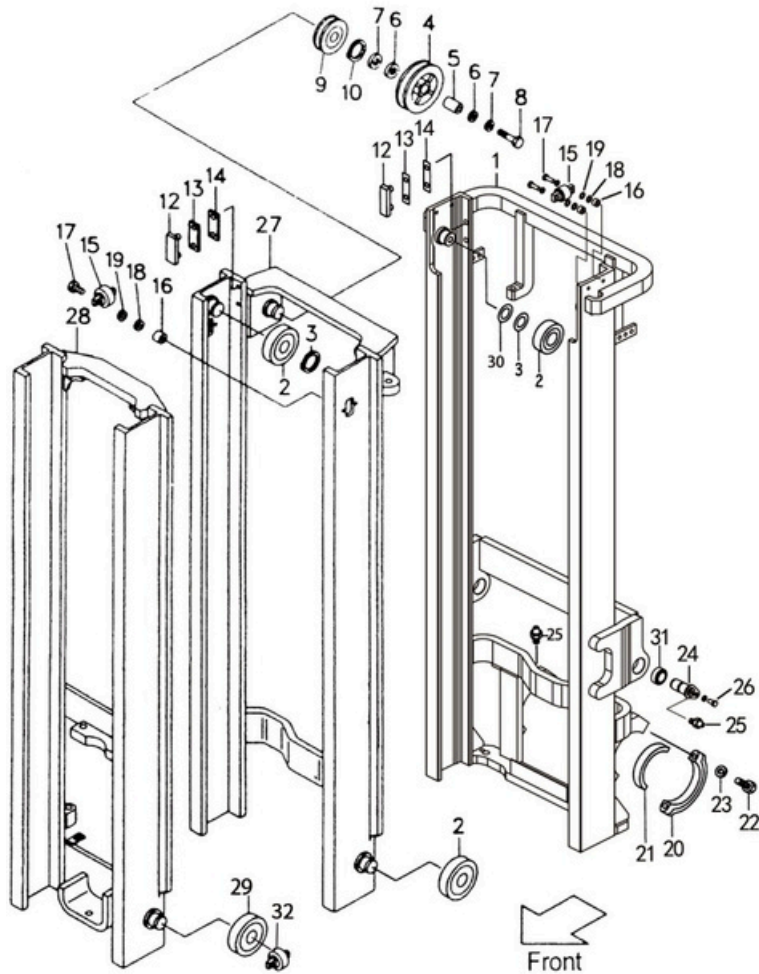
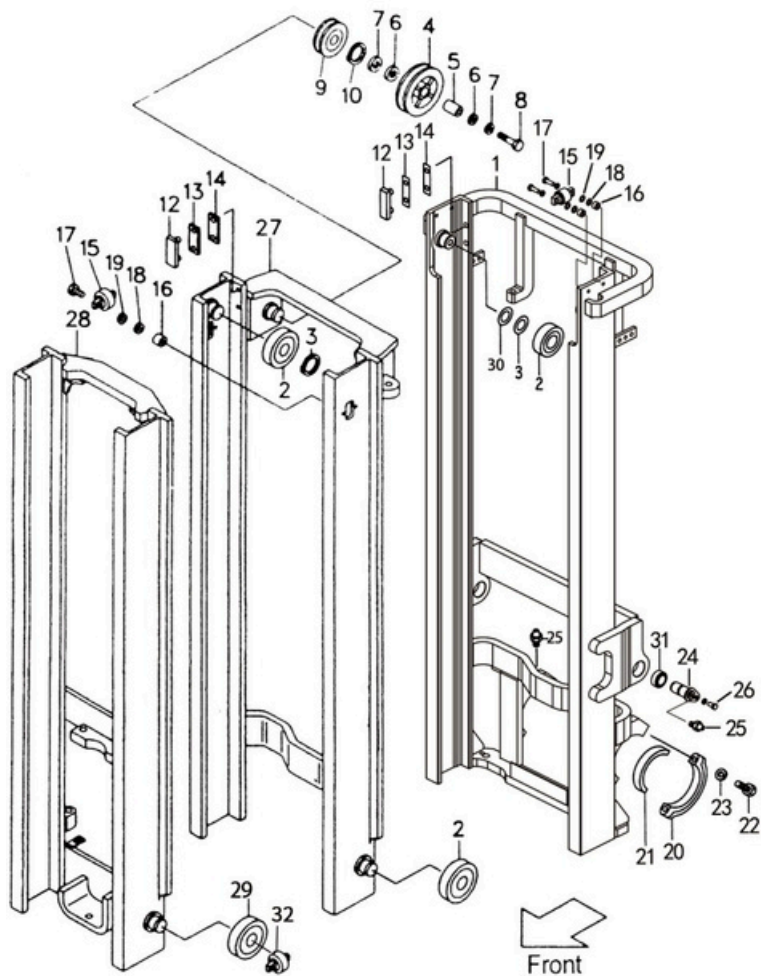


Fig.76

| Item No. | Part No. | Description | Req'd | Remarks:Serial No. |
|----------|-------------|------------------------------|-------|--------------------|
| 1 | F31A7-70203 | OUTER MAST (STD)H=VF5M450 | 1 | |
| 2 | F31A8-42051 | END ROLLER | 8 | |
| 3 | F21A8-22021 | SHIM T=0.5 | 8 | |
| 4 | P3130-15301 | PULLY | 1 | |
| 5 | P2170-12651 | CLOOAR | 1 | |
| 6 | P2050-12331 | NYLON, MATTRESS | 2 | |
| 7 | P3200-72221 | WASHER | 2 | |
| 8 | S1106-16065 | BOLT | 1 | |
| 9 | F31A0-83001 | SHEAVE | 1 | |
| 10 | S2100-00040 | SNAP RING | 1 | |
| 12 | F21A8-22101 | SLIPPER | 4 | |
| 13 | F21A8-22041 | SHIM t=0.5 | AR | |
| 14 | F21A8-22051 | SHIM t=1.0 | AR | |
| 15 | CN-28-00 | SIDE ROLLER | 4 | |
| 16 | F21A8-22091 | SPACE | 4 | |
| 17 | S1106-12050 | BOLT | 4 | |
| 18 | F21A8-22081 | SHIM | AR | |
| 19 | F21A8-22061 | SHIM | AR | |
| 20 | F31A8-40101 | CAP | 2 | |
| 21 | F31A8-40201 | BUSHING | 2 | |
| 22 | S1106-16065 | BOLT | 2 | |

Fig.76

Fig.76 MAST VF5M31A



| Item No. | Part No. | Description | Req'd | Remarks:Serial No. |
|----------|--------------|---------------------------------|-------|--------------------|
| 23 | S2011-00016 | WASHER | 2 | |
| 24 | F31A8-52201 | PIN | 2 | |
| 25 | S4901-00100 | FITTING | 2 | |
| 26 | S1184-10020 | BOLT | 2 | |
| 27 | F31A0-70402 | MIDDLE MAST (STD) H=VF5M 450 | 1 | |
| 28 | F31A0-70602 | INNER MAST (STD) H=VF5M 450 | 1 | See OP. Parts |
| 29 | 980811NT-00 | END ROLLER | 2 | |
| 30 | F31A8-22031 | SHIM T-1.0 | 8 | |
| 31 | F31A8-54011 | BEARING | 2 | |
| 32 | CGLC311HL-00 | ROLLER, SIDE | 2 | |

Fig.76 MAST VF31A

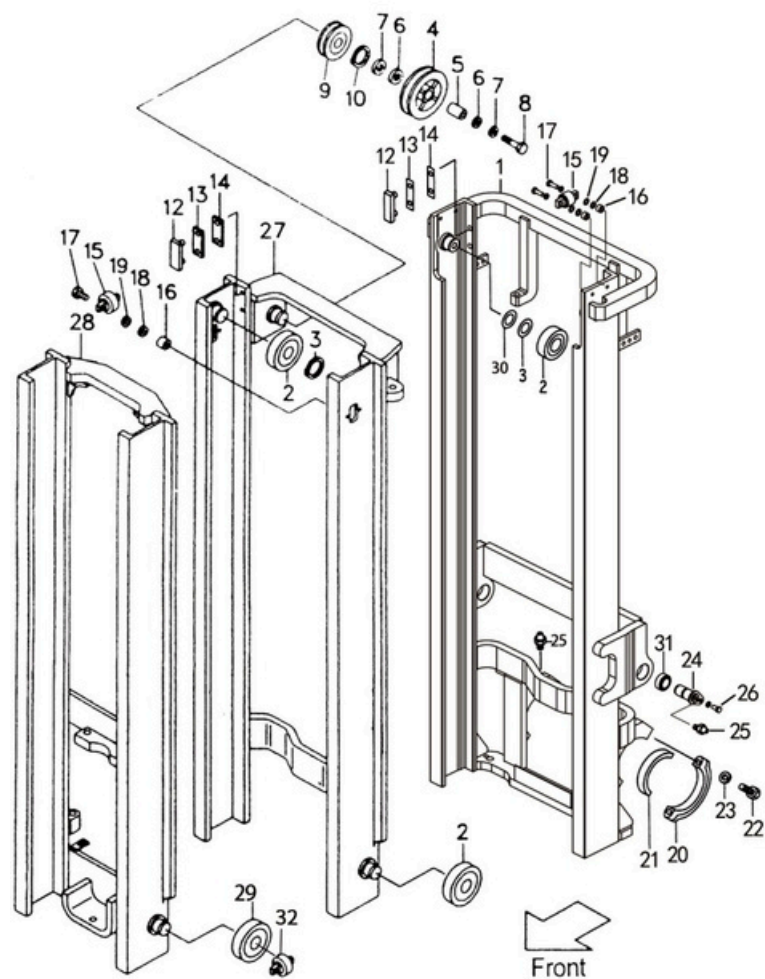


Fig.76

<Optional Parts>

| Item No. | 1 | 27 | 28 |
|-------------|-------------|-------------|-------------|
| Lift Height | OUTER MAST | MIDDLE MAST | INNER MAST |
| VFSM360 | F31A7-70213 | F31A0-70412 | F31A0-70612 |
| VFSM400 | F31A7-70223 | F31A0-70422 | F31A0-70622 |
| VFSM435 | F31A7-70233 | F31A0-70432 | F31A0-70632 |
| VFSM450 | (STD) | (STD) | (STD) |
| VFSM470 | F31A7-70323 | F31A0-70522 | F31A0-70722 |
| VFSM500 | F31A7-70253 | F31A0-70452 | F31A0-70652 |
| VFSM540 | F31A7-70263 | F31A0-70462 | F31A0-70662 |
| VFSM550 | F31A7-70273 | F31A0-70472 | F31A0-70672 |
| VFSM600 | F31A7-70283 | F31A0-70482 | F31A0-70682 |
| VFSM650 | F31A7-70293 | F31A0-70492 | F31A0-70692 |
| VFSM700 | F31A7-70303 | F31A0-70502 | F31A0-70702 |
| VFSM750 | F31A7-70313 | F31A0-70512 | F31A0-70712 |

Fig.77 MAST VF5M41A

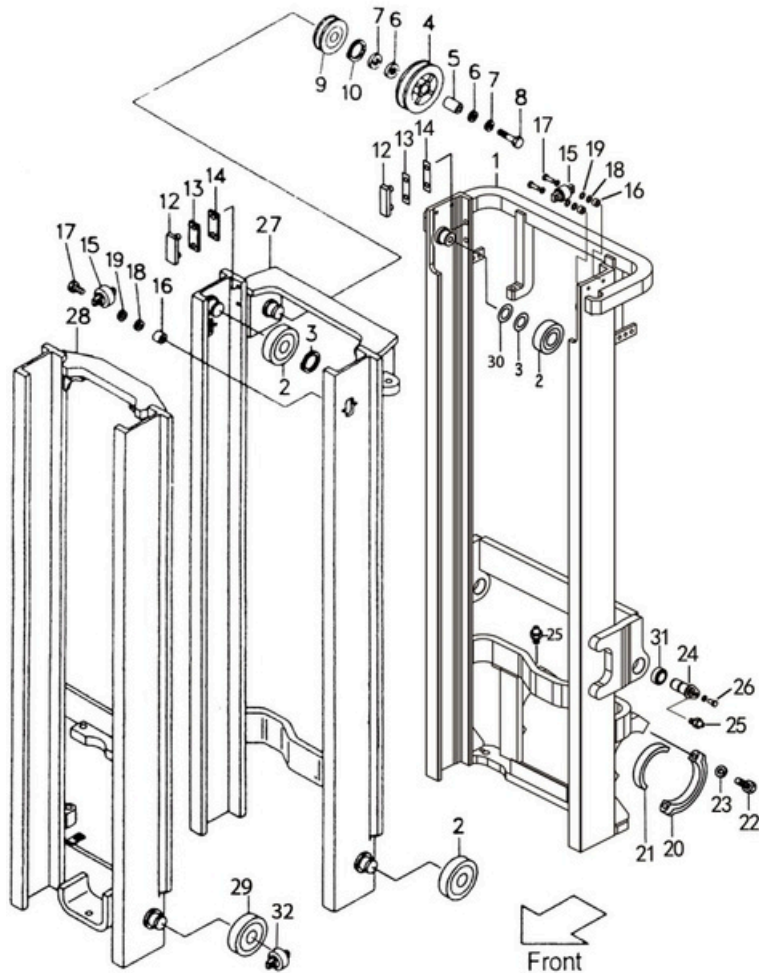
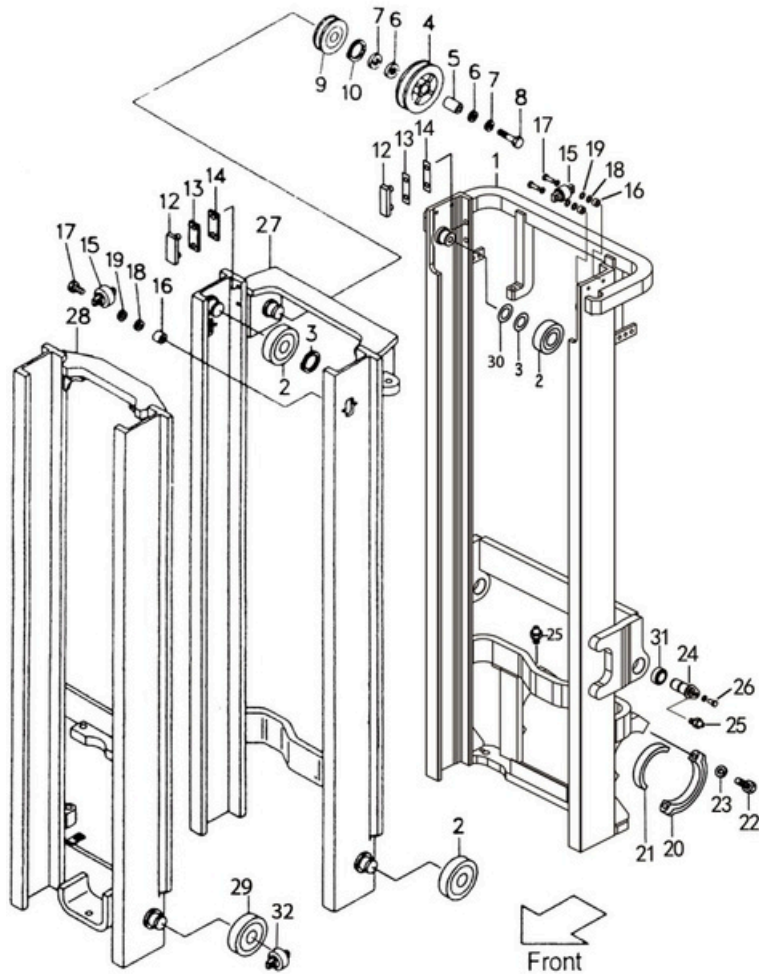


Fig.77

| Item No. | Part No. | Description | Req'd | Remarks:Serial No. |
|----------|-------------|------------------------------|-------|--------------------|
| 1 | F38A7-70201 | OUTER MAST (STD)H=VF5M450 | 1 | |
| 2 | F31A8-42051 | END ROLLER SNAP | 8 | |
| 3 | F21A8-22021 | SHIM T-0.5 | 8 | |
| 4 | P3130-15301 | CLOOAR | 1 | |
| 5 | P2170-12651 | NYLON, MATTRESS | 1 | |
| 6 | P2050-12331 | WASHER | 2 | |
| 7 | P3200-72221 | BOLT | 2 | |
| 8 | S1106-16065 | SHEAVE | 1 | |
| 9 | F31A0-83001 | SNAP RING | 1 | |
| 10 | S2100-00040 | SLIPPER | 1 | |
| 12 | F21A8-22101 | SHIM t=0.5 | 4 | |
| 13 | F21A8-22041 | SHIM t=1.0 | AR | |
| 14 | F21A8-22051 | SIDE ROLLER | AR | |
| 15 | CN-28-00 | SPACE | 4 | |
| 16 | F21A8-22091 | BOLT | 4 | |
| 17 | S1106-12050 | SHIM | 4 | |
| 18 | F21A8-22081 | SHIM | AR | |
| 19 | F21A8-22061 | CAP | AR | |
| 20 | F31A8-40101 | BUSHING | 2 | |
| 21 | F31A8-40201 | BOLT | 2 | |
| 22 | S1106-16065 | | 2 | |

Fig.77

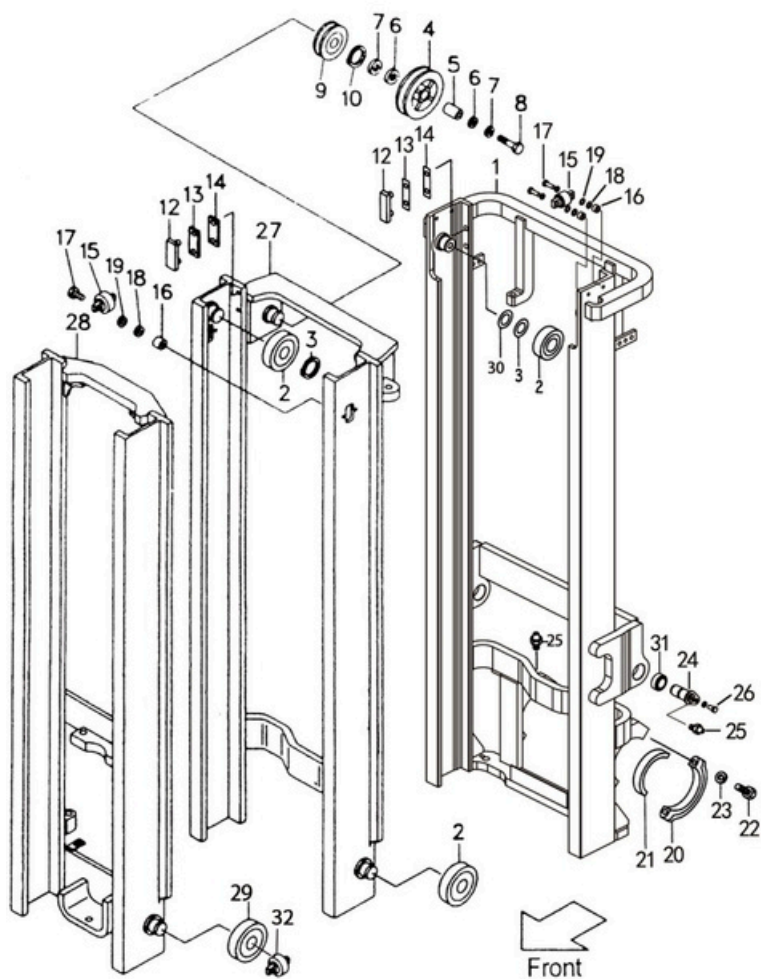
Fig.77 MAST VFSM41A



| Item No. | Part No. | Description | Req'd | Remarks:Serial No. |
|----------|--------------|---------------------------------|-------|--------------------|
| 23 | S2011-00016 | WASHER | 2 | |
| 24 | F31A8-52201 | PIN | 2 | |
| 25 | S4901-00100 | FITTING | 2 | |
| 26 | S1184-10020 | BOLT | 2 | |
| 27 | F31A0-70402 | MIDDLE MAST (STD) H=VFSM 450 | 1 | |
| 28 | F38A7-70603a | INNER MAST (STD) H=VFSM 450 | 1 | See OP. Parts |
| 29 | 980811NT-00 | END ROLLER | 2 | |
| 30 | F31A8-22031 | SHIM T-1.0 | 8 | |
| 31 | F31A8-54011 | BEARING | 2 | |
| 32 | CGLC311HL-00 | ROLLER, SIDE | 2 | |

Fig.77 MAST VF5M41A

Fig.77



<Optional Parts>

| Item No. | 1 | 27 | 28 |
|-------------|-------------|-------------|--------------|
| Lift Height | OUTER MAST | MIDDLE MAST | INNER MAST |
| VF5M360 | F38A7-70211 | F31A0-70412 | F38A7-70613a |
| VF5M400 | F38A7-70221 | F31A0-70422 | F38A7-70623a |
| VF5M435 | F38A7-70231 | F31A0-70432 | F38A7-70623a |
| VF5M450 | (STD) | (STD) | (STD) |
| VF5M470 | F38A7-70321 | F31A0-70522 | F38A7-70723a |
| VF5M500 | F38A7-70251 | F31A0-70452 | F38A7-70653a |
| VF5M540 | F38A7-70261 | F31A0-70462 | F38A7-70663a |
| VF5M550 | F38A7-70271 | F31A0-70472 | F38A7-70673a |
| VF5M600 | F38A7-70281 | F31A0-70482 | F38A7-70683a |
| VF5M650 | F38A7-70291 | F31A0-70492 | F38A7-70693a |
| VF5M700 | F38A7-70301 | F31A0-70502 | F38A7-70703a |
| VF5M750 | F38A7-70311 | F31A0-70512 | F38A7-70713a |

Fig.78 MAST PIPING VFM21A

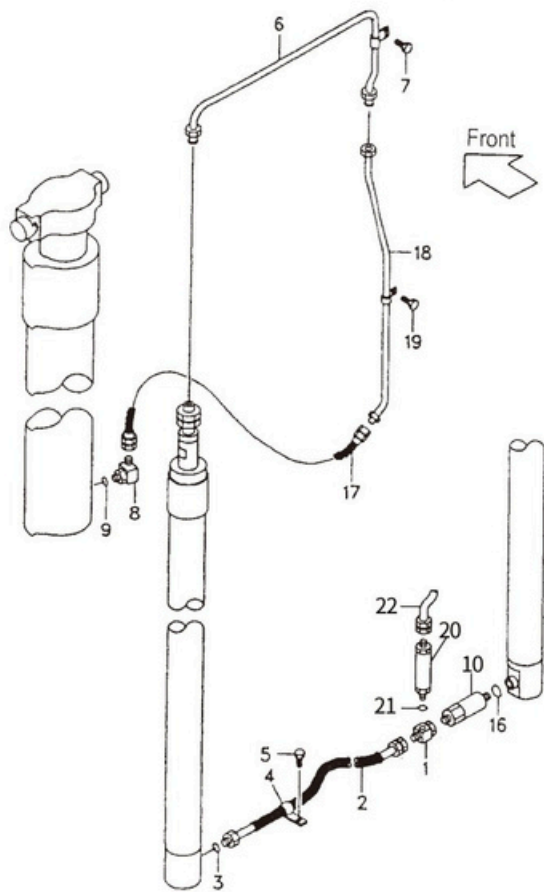
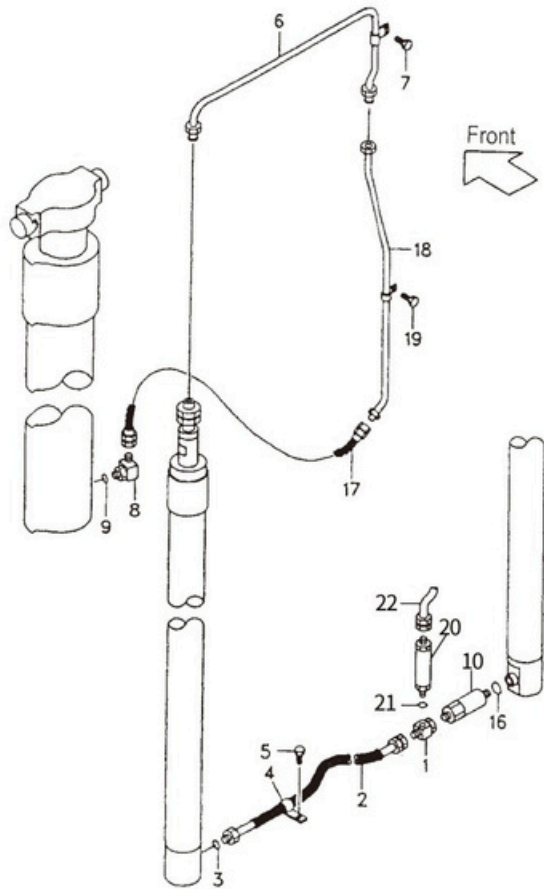


Fig.78

| Item No. | Part No. | Description | Req'd | Remarks:Serial No. |
|----------|--------------|-----------------------|-------|--------------------|
| 1 | F31A8-41101 | THREE SAY | 1 | |
| 2 | S4681-03031 | HOSE ASS'Y. | 1 | |
| 3 | S3320-00140 | O-RING | 1 | |
| 4 | F31A8-44081 | CLIP | 1 | |
| 5 | S1184-10020 | BOLT | 1 | |
| 6 | F21A0-62001a | PIPE | 1 | |
| 7 | S1183-06016 | BOLT | 1 | |
| 8 | F31A0-91001a | ELBOW ASS'Y. | 1 | |
| 9 | S3320-00240 | O-RING | 1 | |
| 10 | F31A8-40701 | CUT VALVE ASS'Y. | 1 | |
| 16 | S3320-00140 | O-RING | 1 | |
| 17 | F31A0-62151 | HOSE | 1 | |
| 18 | F21A0-60351 | PIPE (STD) H=VFM300 | 1 | See OP. Parts |
| 19 | S1183-06016 | BOLT | 1 | |
| 20 | F21A8-41001 | FLOW REGULATOR ASS'Y. | 1 | |
| 21 | S3320-00180 | O-RING | 1 | |
| 22 | F21A8-02102 | HOSE | 1 | |

Fig.78 MAST PIPING VFM21A



<Optional Parts>

| Item No. | 18 |
|-------------|-------------|
| Lift Height | PIPE |
| VFM200 | F21A0-60301 |
| VFM225 | F21A0-60311 |
| VFM250 | F21A0-60321 |
| VFM270 | F21A0-60331 |
| VFM275 | F21A0-60341 |
| VFM300 | (STD) |
| VFM325 | F21A0-60361 |
| VFM330 | F21A0-60371 |
| VFM350 | F21A0-60381 |
| VFM366 | F21A0-60391 |
| VFM370 | F21A0-60401 |
| VFM375 | F21A0-60411 |
| VFM400 | F21A0-60421 |
| VFM425 | F21A0-60431 |
| VFM450 | F21A0-60441 |
| VFM475 | F21A0-60451 |
| VFM500 | F21A0-60461 |
| VFM550 | F21A0-60471 |
| VFM600 | F21A0-60481 |

Fig.79 MAST PIPING VFM31A VFM41A

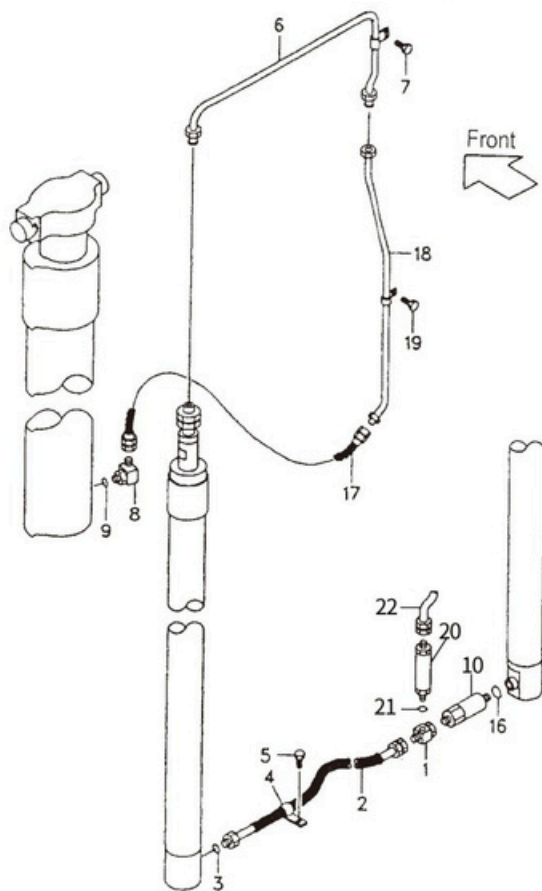
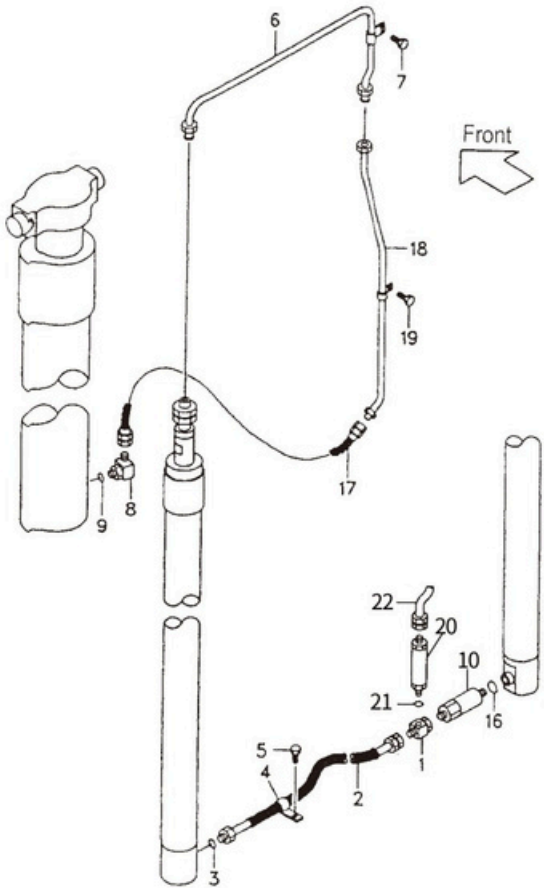


Fig.79

| Item No. | Part No. | Description | Req'd | Remarks:Serial No. |
|----------|--------------|-----------------------|-------|--------------------|
| 1 | F31A8-41101 | THREE SAY | 1 | |
| 2 | S4681-03031 | HOSE ASS'Y. | 1 | 3T |
| - | F31A0-62071 | HOSE ASS'Y. | 1 | 3.5-4T |
| 3 | S3320-00140 | O-RING | 1 | |
| 4 | F31A8-44081 | CLIP | 1 | |
| 5 | S1184-10020 | BOLT | 1 | |
| 6 | F31A0-62001a | PIPE | 1 | 3T |
| - | F38A0-62001a | PIPE | 1 | 3.5-4T |
| 7 | S1183-06016 | BOLT | 1 | |
| 8 | F31A0-91001a | ELBOW ASS'Y. | 1 | |
| 9 | S3320-00240 | O-RING | 1 | |
| 10 | F31A8-40701 | CUT VALVE ASS'Y. | 1 | |
| 16 | S3320-00140 | O-RING | 1 | |
| 17 | F31A0-62151 | HOSE | 1 | 3T |
| - | F38A0-62151 | HOSE | 1 | 3.5-4T |
| 18 | F31A0-60351 | PIPE (STD) H=VFM300 | 1 | See OP. Parts |
| 19 | S1183-06016 | BOLT | 1 | |
| 20 | F31A8-41001 | FLOW REGULATOR ASS'Y. | 1 | |
| 21 | S3320-00180 | O-RING | 1 | |
| 22 | F31A8-02102 | HOSE | 1 | |

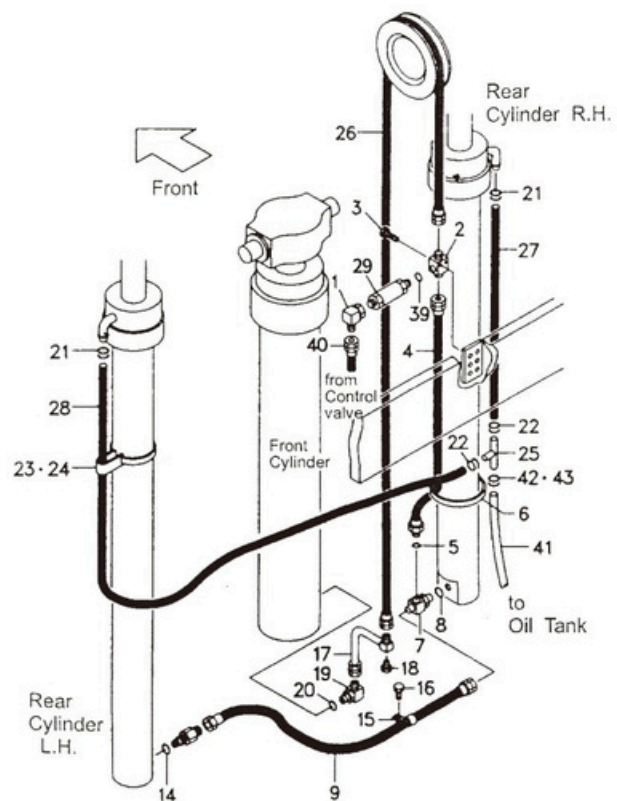
Fig.79 MAST PIPING VFM31A VFM41A



<Optional Parts>

| Item No. | 18 |
|-------------|-------------|
| Lift Height | PIPE |
| VFM200 | F31A0-60301 |
| VFM225 | F31A0-60311 |
| VFM250 | F31A0-60321 |
| VFM270 | F31A0-60331 |
| VFM275 | F31A0-60341 |
| VFM300 | (STD) |
| VFM325 | F31A0-60361 |
| VFM330 | F31A0-60371 |
| VFM350 | F31A0-60381 |
| VFM366 | F31A0-60391 |
| VFM370 | F31A0-60401 |
| VFM375 | F31A0-60411 |
| VFM400 | F31A0-60421 |
| VFM425 | F31A0-60431 |
| VFM450 | F31A0-60441 |
| VFM475 | F31A0-60451 |
| VFM500 | F31A0-60461 |
| VFM550 | F31A0-60471 |
| VFM600 | F31A0-60481 |

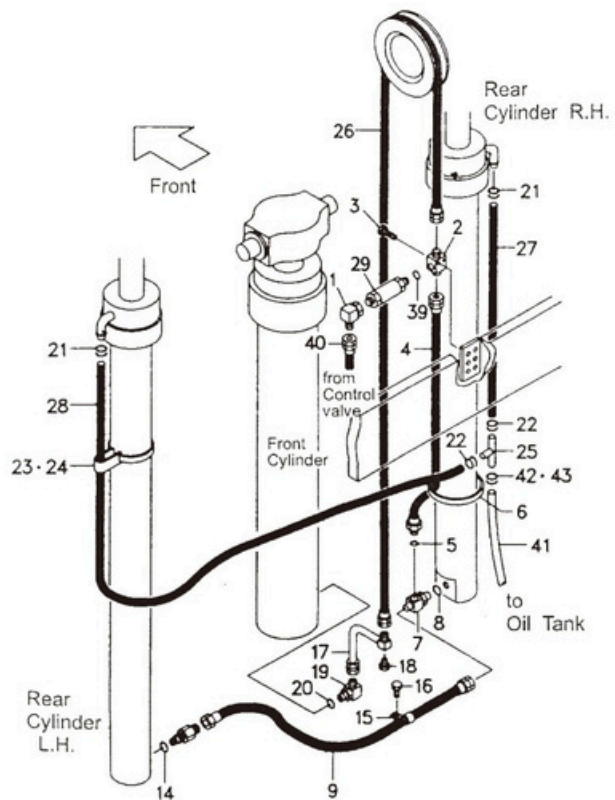
Fig.80 MAST PIPING VFSM21A



| Item No. | Part No. | Description | Req'd | Remarks:Serial No. |
|----------|--------------|---------------------------|-------|--------------------|
| 1 | P2150-14321 | ELBOW | 1 | |
| 2 | B21E0-92061 | THREE WAY | 1 | |
| 3 | S1184-10040 | BOLT | 2 | |
| 4 | F21A0-92101 | HOSE ASS'Y (Inc.4,5) | 1 | |
| 5 | S3320-00180 | O-RING | 1 | |
| 6 | S4913-11380 | BAND | 1 | |
| 7 | F31A8-41101 | THREE WAY ASS'Y | 1 | |
| 8 | S3320-00140 | O-RING | 1 | |
| 9 | S4681-03030 | HOSE | 1 | |
| 10 | F31A8-40701 | CUT VALVE ASS'Y | 1 | |
| 14 | S3320-00140 | O-RING | 1 | |
| 15 | F31A7-90152 | CLIP | 1 | |
| 16 | S1184-10020 | BOLT | 1 | |
| 17 | F31A7-90152 | PIPE | 1 | 3AP |
| - | P41A7-12011a | PIPE | 1 | 4AP |
| 18 | S1186-10020 | BOLT | 1 | |
| 19 | F31A0-94001 | ELBOW ASS'Y (Inc. 19,20) | 1 | |
| 20 | S3320-00240 | O-RING | 1 | |
| 21 | S4911-00018 | CLIP | 2 | |
| 22 | S4911-00018 | CLIP | 2 | |
| 23 | S4913-21380 | BAND | 2 | |
| 24 | F31A8-47401 | BAND | 2 | |
| 25 | F21A8-22111 | THREE WAY | 1 | |
| 26 | S4601-44256 | HOSE (STD) H=VFHM450 | 1 | |
| 27 | S3678-40110 | TUBE R.H. (STD) H=VFHM450 | 1 | |

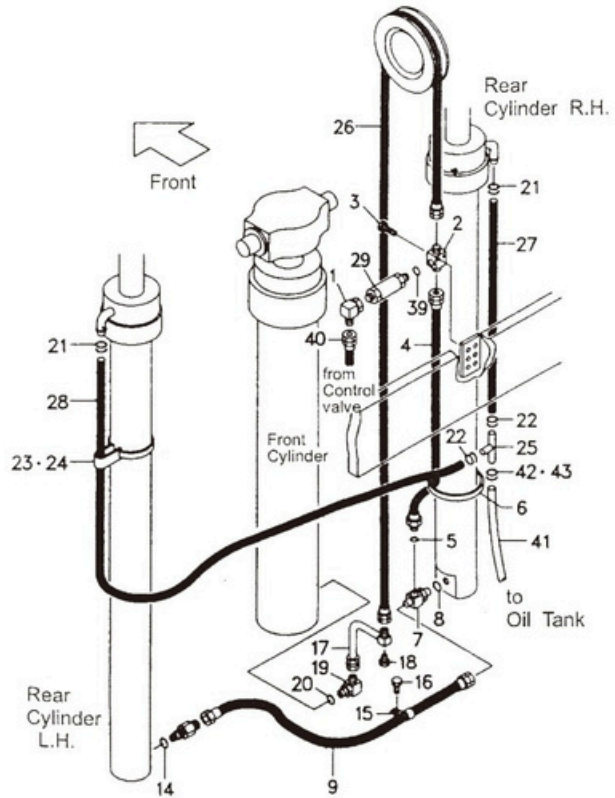
Fig.80 MAST PIPING VF5M21A

Fig.80



| Item No. | Part No. | Description | Req'd | Remarks:Serial No. |
|----------|-------------|---------------------------|-------|--------------------|
| 28 | S3678-40175 | TUBE R.H. (STD) H=VFHM450 | 1 | |
| 29 | F21A8-41001 | FLOW REGULATOR ASS'Y | 1 | |
| | | (inc. 20 - 29) | | |
| 39 | S3320-00180 | O-RING | 1 | |
| 40 | F21A0-92231 | HOSE | 1 | |
| 41 | S3678-40100 | TUBE | 1 | |
| 42 | S4911-0018 | CLAMP | 1 | |

Fig.80 MAST PIPING VFHM21A

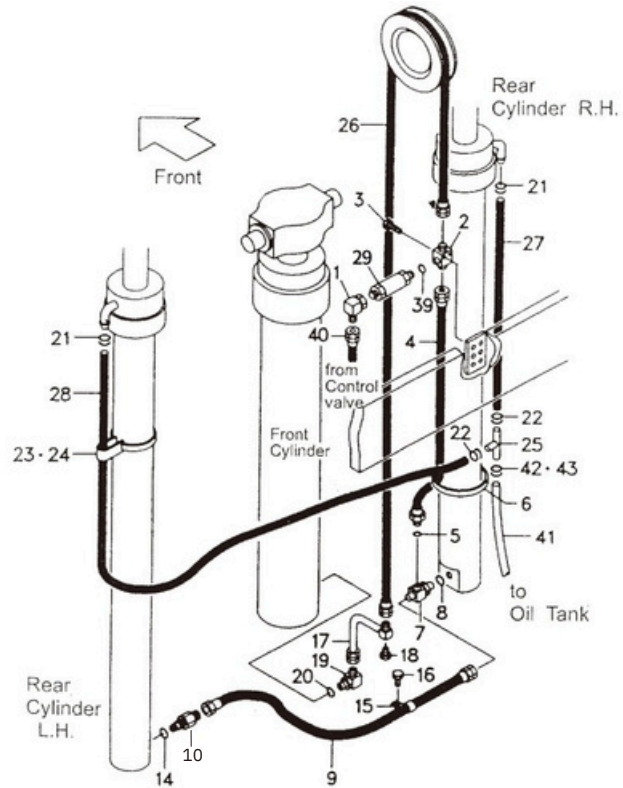


<Optional Parts>

| Item No. | 26 | 27 | 28 |
|-------------|-------------|-------------|-------------|
| Lift Height | HOSE H.P. | TUBE R.H. | TUBE L.H. |
| VFHM360 | S4601-44188 | S3678-40080 | S3678-40145 |
| VFHM400 | S4601-44212 | S3678-40095 | S3678-40160 |
| VFHM435 | S4601-44237 | S3678-40105 | S3678-40170 |
| VFHM450 | (STD) | (STD) | (STD) |
| VFHM480 | S4601-44267 | S3678-40120 | S3678-40185 |
| VFHM500 | S4601-44287 | S3678-40130 | S3678-40195 |
| VFHM540 | S4601-44311 | S3678-40145 | S3678-40210 |
| VFHM550 | S4601-44319 | S3678-40150 | S3678-40215 |
| VFHM600 | S4601-44355 | S3678-40165 | S3678-40230 |
| VFHM650 | S4601-44398 | S3678-40190 | S3678-40255 |
| VFHM700 | S4601-44441 | S3678-40210 | S3678-40275 |
| VFHM750 | S4601-44473 | S3678-40225 | S3678-40290 |

Fig.81

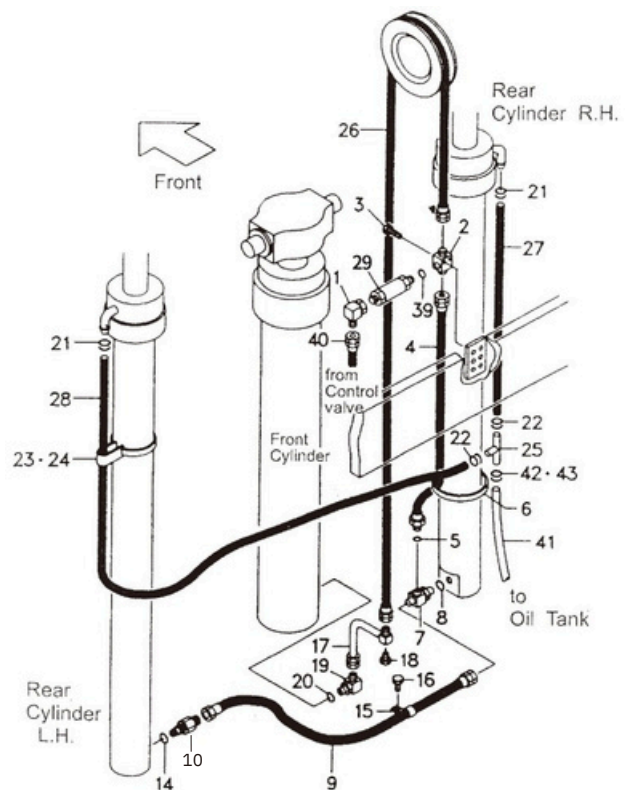
Fig.81 MAST PIPING VFSM31A VFSM41A



| Item No. | Part No. | Description | Req'd | Remarks:Serial No. |
|----------|--------------|----------------------------------|-------|--------------------|
| 1 | P2150-14321 | ELBOW | 1 | |
| 2 | B21E0-92061 | THREE WAY | 1 | |
| 3 | S1184-10040 | BOLT | 2 | |
| 4 | F31A0-92101A | HOSE ASS'Y (Inc.4,5) | 1 | 3-3.5T |
| - | F31A0-92101 | HOSE ASS'Y (Inc.4,5) | 1 | 4T |
| 5 | S3320-00180 | O-RING | 1 | |
| 6 | S4913-11380 | BAND | 1 | |
| 7 | F31A8-41101 | THREE WAY ASS'Y | 1 | |
| 8 | S3320-00140 | O-RING | 1 | |
| 9 | F31A0-62071 | HOSE | 1 | |
| C | F31A8-41706 | CUT VALVE ASS'Y (Inc.10 - 16) | 1 | |
| 10 | F31A8-40701 | VALVE-ASSY, CUT | 1 | |
| 14 | S3320-00140 | O-RING | 1 | |
| 15 | F31A8-43081 | CLIP | 1 | |
| 16 | S1184-10020 | BOLT | 1 | |
| 17 | F31A7-90152 | PIPE | 1 | 3AP |
| - | P41A7-12011a | PIPE | 1 | 4AP |
| 18 | S1186-10020 | BOLT | 1 | |
| 19 | F31A0-94001 | ELBOW ASS'Y (Inc. 19,20) | 1 | |
| 20 | S3320-00240 | O-RING | 1 | |
| 21 | S4911-00018 | CLIP | 2 | |
| 22 | S4911-00018 | CLIP | 2 | |
| 23 | S4913-21380 | BAND | 2 | |
| 24 | F31A8-47401 | BAND | 2 | |
| 25 | F21A8-22111 | THREE WAY | 1 | |

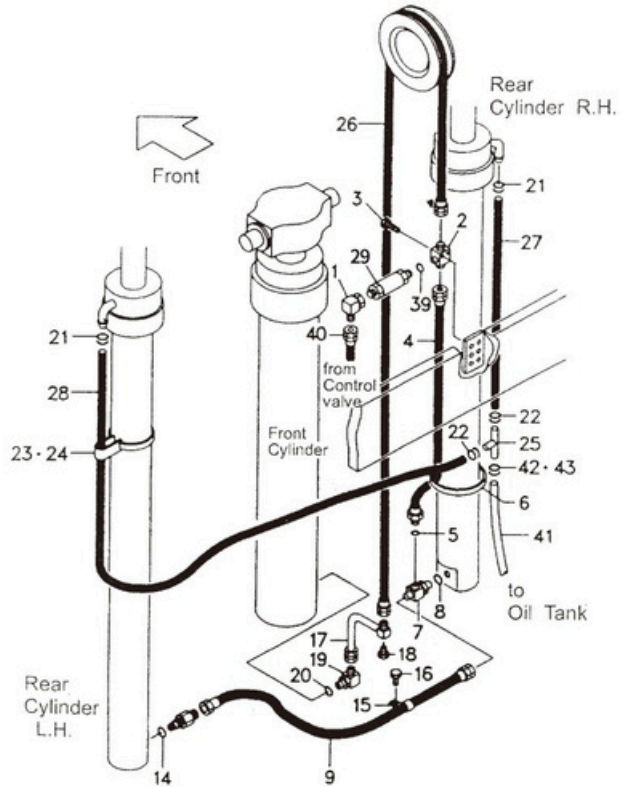
Fig.81 MAST PIPING VF31A VF41A

Fig.81



| Item No. | Part No. | Description | Req'd | Remarks:Serial No. |
|----------|-------------|---------------------------|-------|--------------------|
| 26 | S4601-44256 | HOSE (STD) H=VFHM450 | 1 | |
| 27 | S3678-40110 | TUBE R.H. (STD) H=VFHM450 | 1 | |
| 28 | S3678-40175 | TUBE R.H. (STD) H=VFHM450 | 1 | |
| 29 | F31A8-41001 | FLOW REGULATOR ASS'Y | 1 | |
| 39 | S3320-00180 | O-RING | 1 | |
| 40 | F31A0-92231 | HOSE | 1 | |
| 41 | S3678-40100 | TUBE | 1 | |
| 42 | S4911-0018 | CLAMP | 1 | |
| 43 | S4914-00016 | CLIP | 1 | |

Fig.81 MAST PIPING VFHM31A VFHM41A



<Optional Parts>

| Item No. | 26 | 27 | 28 |
|-------------|-------------|-------------|-------------|
| Lift Height | HOSE H.P. | TUBE R.H. | TUBE L.H. |
| VFHM360 | S4601-44199 | S3678-40080 | S3678-40145 |
| VFHM400 | S4601-44223 | S3678-40095 | S3678-40160 |
| VFHM435 | S4601-44246 | S3678-40105 | S3678-40170 |
| VFHM450 | (STD) | (STD) | (STD) |
| VFHM480 | S4601-44278 | S3678-40120 | S3678-40185 |
| VFHM500 | S4601-44298 | S3678-40130 | S3678-40195 |
| VFHM540 | S4601-44323 | S3678-40145 | S3678-40210 |
| VFHM550 | S4601-44330 | S3678-40150 | S3678-40215 |
| VFHM600 | S4601-44367 | S3678-40165 | S3678-40230 |
| VFHM650 | S4601-44409 | S3678-40190 | S3678-40255 |
| VFHM700 | S4601-44451 | S3678-40210 | S3678-40275 |
| VFHM750 | S4601-44485 | S3678-40225 | S3678-40290 |

THE END



**MOVING
AHEAD**

EK20D EK25D
EK20TLP EK25TLP
EK30D EK35D
EK30TLP EK35TLP
EK40D EK40TLP